



US00D650282S

(12) **United States Design Patent**
Padain et al.

(10) **Patent No.:** **US D650,282 S**

(45) **Date of Patent:** **** *Dec. 13, 2011**

(54) **REFILL BOTTLE**

(75) Inventors: **Christopher Leonard Padain**,
Montvale, NJ (US); **Laurie Howell**,
Bristol (GB); **Thomas Edward Walker**,
Bristol (GB)

(73) Assignee: **Reckitt & Colman (Overseas) Limited**,
Slough, Berkshire (GB)

(*) Notice: This patent is subject to a terminal disclaimer.

(**) Term: **14 Years**

(21) Appl. No.: **29/351,408**

(22) Filed: **Dec. 4, 2009**

(30) **Foreign Application Priority Data**

Jun. 10, 2009 (EM) 001145189-0003

(51) **LOC (9) Cl.** **09-01**

(52) **U.S. Cl.** **D9/521; D9/529; D9/558; D9/571;**
D9/435

(58) **Field of Classification Search** **D9/688-691,**
D9/694, 520-522, 530, 537-543, 549, 558,
D9/571, 574-575, 435, 444-445, 447; 220/660,
220/662, 669, 675

See application file for complete search history.

(56) **References Cited**

U.S. PATENT DOCUMENTS

3,231,155 A * 1/1966 McConnell 222/482
D207,511 S * 4/1967 Riordan D9/529
3,342,379 A * 9/1967 Foley 222/173

D236,802 S * 9/1975 McDonald D9/558
D279,454 S * 7/1985 Fleming D9/574 X
D302,385 S * 7/1989 Weiler D9/529
5,816,451 A * 10/1998 Renault 222/215
D407,316 S * 3/1999 Zaksenberg D9/529 X
D418,064 S * 12/1999 Pritchard et al. D9/571 X
D463,983 S * 10/2002 Wendt et al. D9/558
D464,269 S * 10/2002 Pannozzo et al. D9/521 X
D524,161 S * 7/2006 Sauer et al. D9/529
D525,873 S * 8/2006 Haubert et al. D9/571 X
D531,041 S * 10/2006 Sauer et al. D9/529
D535,888 S * 1/2007 Kuzma et al. D9/558
D592,961 S * 5/2009 Short et al. D9/529
D608,213 S * 1/2010 Kuzma et al. D9/574 X
D610,012 S * 2/2010 MacDonald et al. D9/521
D612,264 S * 3/2010 Miksovsky D9/521 X
D612,741 S * 3/2010 Miksovsky D9/521 X
D623,066 S * 9/2010 Mongeon et al. D9/529
D635,033 S * 3/2011 Heflin, III D9/558

* cited by examiner

Primary Examiner — Carol P Rademaker

(74) *Attorney, Agent, or Firm* — Ryan A. Schneider;
Troutman Sanders LLP

(57) **CLAIM**

The ornamental design for a refill bottle, as shown and described.

DESCRIPTION

FIG. 1 is a top, front, and right side perspective view of the present invention;

FIG. 2 is a right side elevational view thereof;


FIG. 3 is a left side elevational view thereof;

FIG. 4 is a front elevational view thereof;

FIG. 5 is a back elevational view thereof; and,

FIG. 6 is a top plan view thereof.

1 Claim, 2 Drawing Sheets



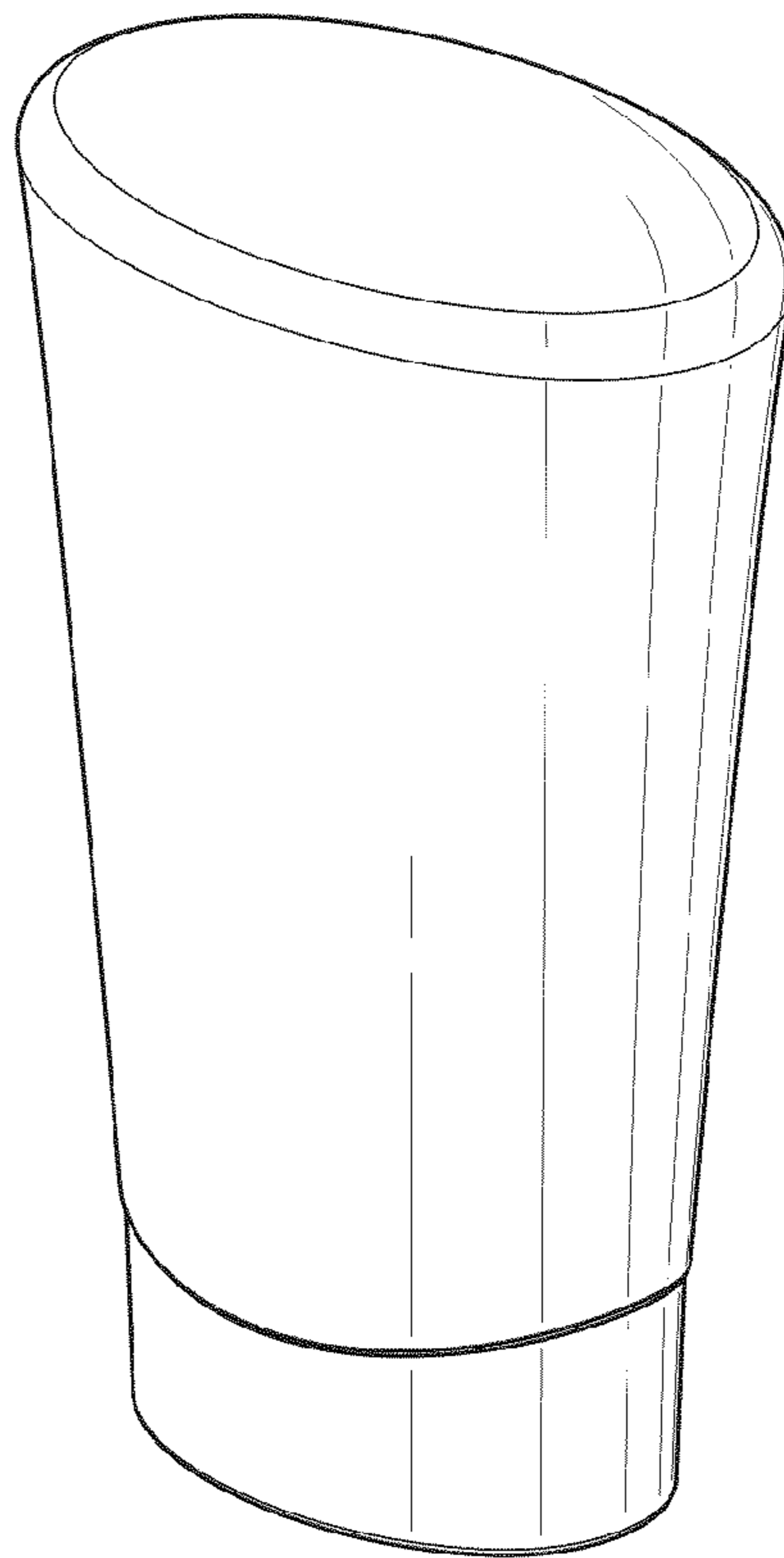


Fig.1

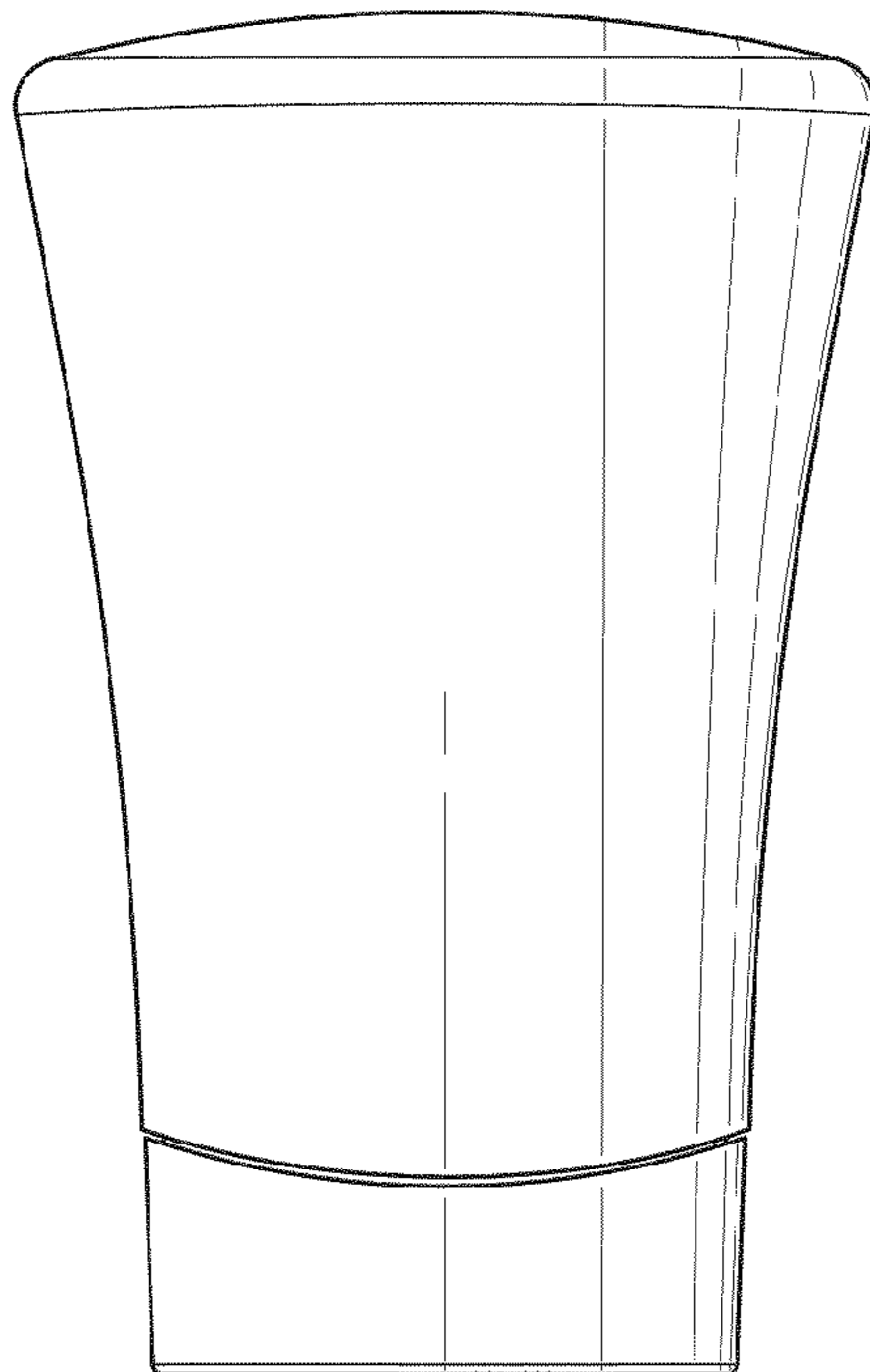


Fig.2

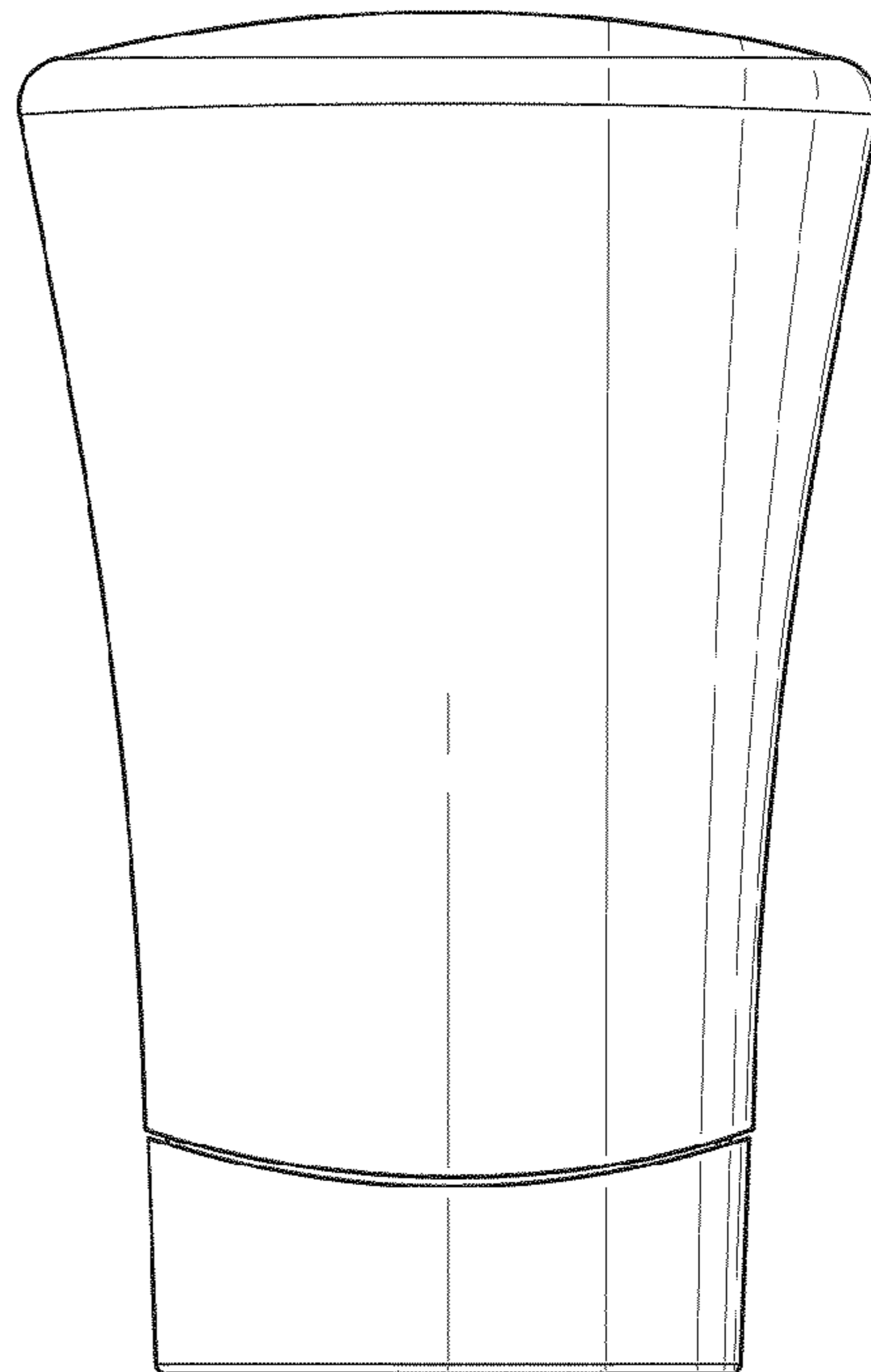


Fig.3

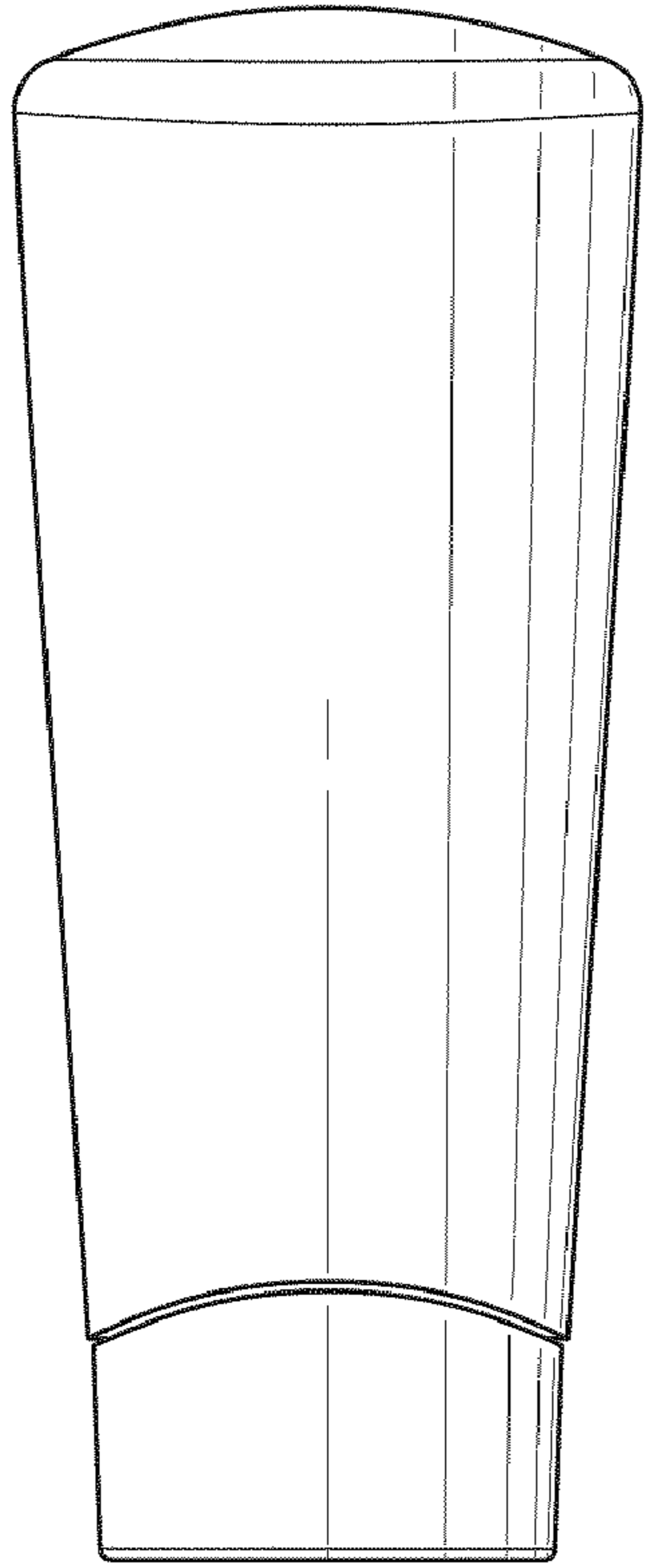


Fig.4

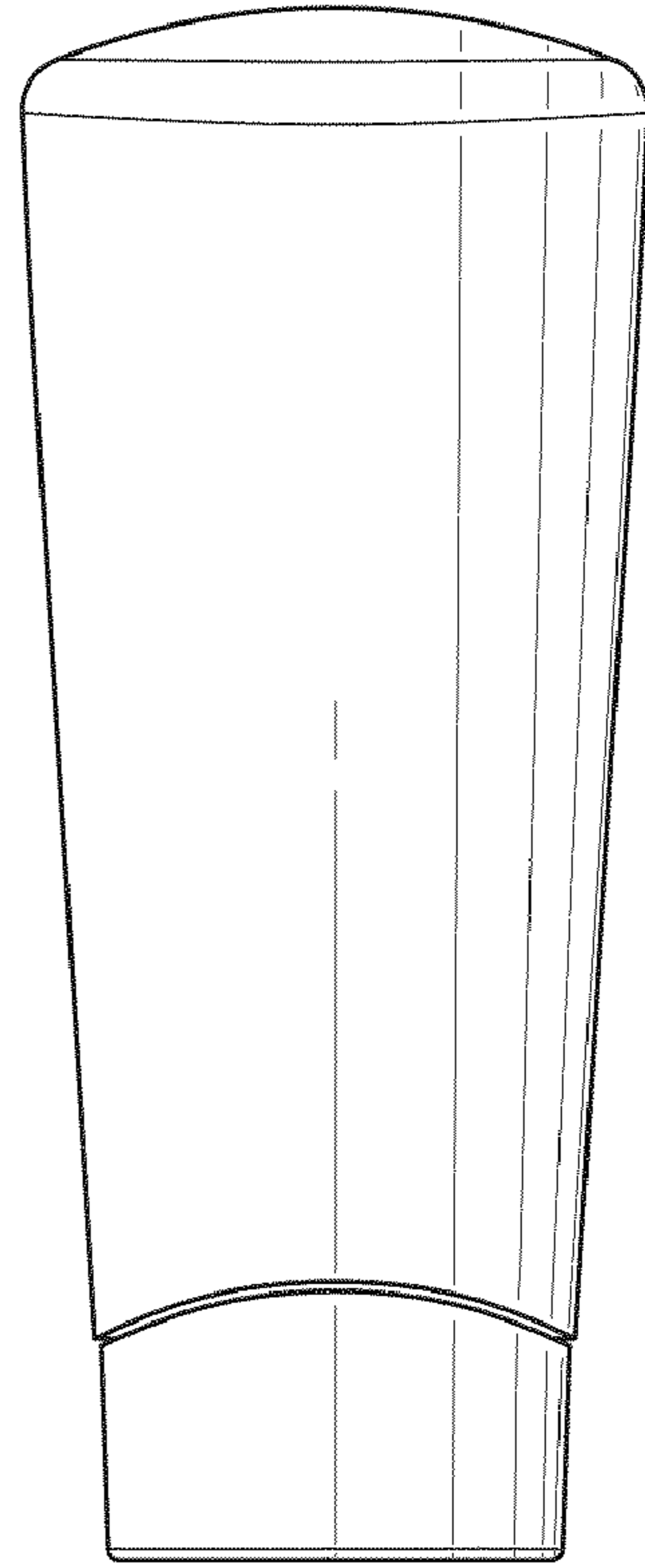


Fig.5

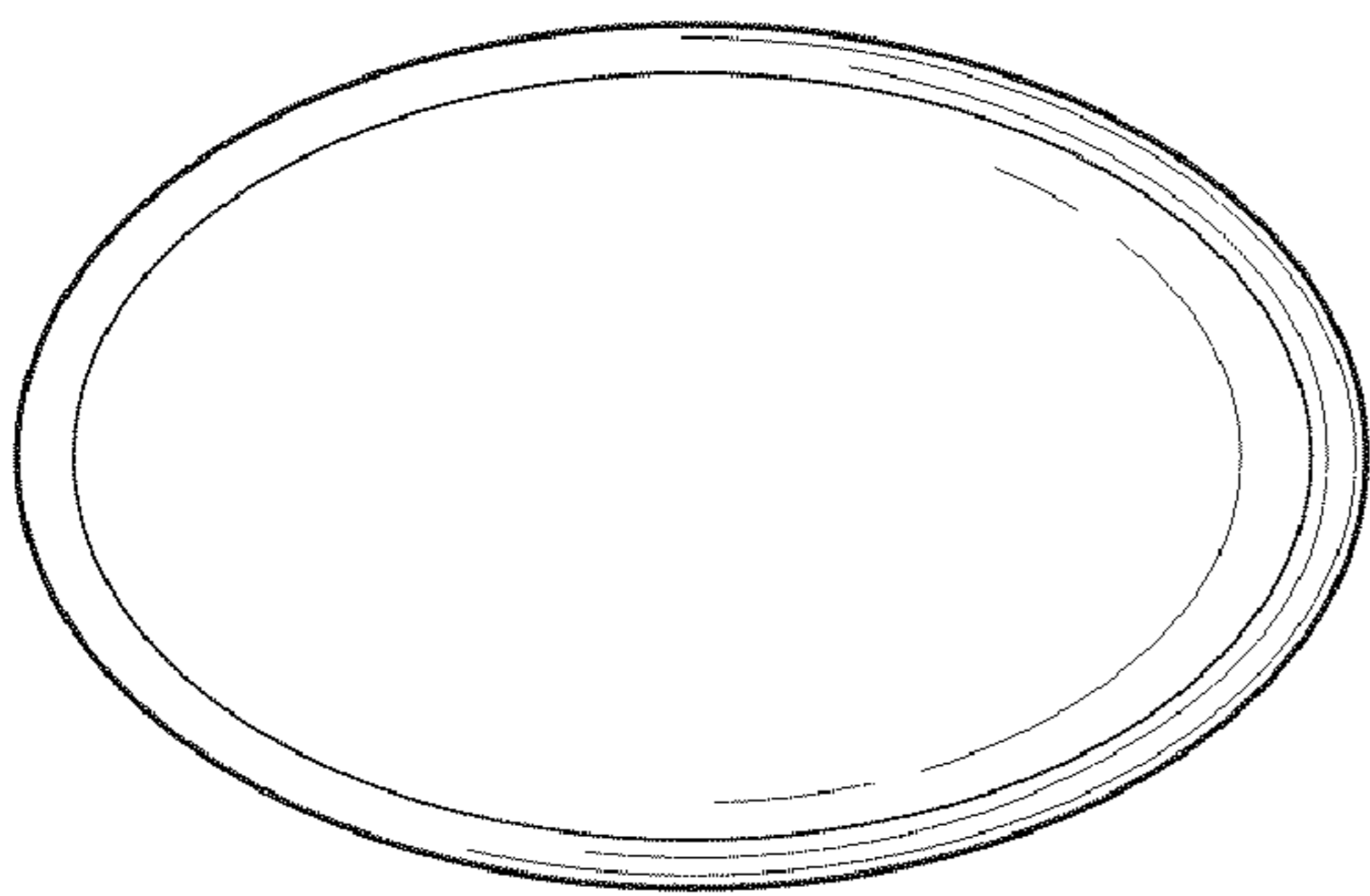


Fig.6