

US00D650276S

(12) **United States Design Patent**
Nesling et al.

(10) **Patent No.:** **US D650,276 S**
(45) **Date of Patent:** **** Dec. 13, 2011**

(54) **VENTED BEVERAGE CAN END**
(75) Inventors: **Emily Nesling**, Bampton (GB); **Ezekial Johnson**, Brookfield, IL (US); **Brendan Keane**, Deerfield, IL (US); **Jan Dvorak**, Wheaton, IL (US)

D476,889 S * 7/2003 Fields D9/438
6,715,629 B2 4/2004 Hartman et al.
D507,485 S * 7/2005 Fields D9/438
D623,963 S * 9/2010 Fairchild et al. D9/772
RE42,485 E * 6/2011 Fields D9/438
7,975,884 B2 * 7/2011 Mathabel et al. 220/271
2003/0080132 A1 * 5/2003 Forrest et al. 220/269
2008/0067175 A1 3/2008 Heinicke

(73) Assignee: **Crown Packaging Technology, Inc.**, Alsip, IL (US)

FOREIGN PATENT DOCUMENTS

(**) Term: **14 Years**

WO WO 00/34137 6/2000
WO WO 00/56613 9/2000
WO WO 01/46025 6/2001
WO WO 2008/008892 1/2008

(21) Appl. No.: **29/385,513**

* cited by examiner

(22) Filed: **Feb. 15, 2011**

Primary Examiner — Susan Bennett Hattan

Related U.S. Application Data

(74) *Attorney, Agent, or Firm* — Woodcock Washburn LLP

(63) Continuation of application No. PCT/US2010/054698, filed on Oct. 29, 2010.

(57) **CLAIM**

(51) **LOC (9) Cl.** **09-07**

The ornamental design for vented beverage can end, as shown and described.

(52) **U.S. Cl.** **D9/438**

DESCRIPTION

(58) **Field of Classification Search** D9/780, D9/772, 765, 764, 763, 507, 506, 454, 438, D9/437, 435; 222/541.9; 220/269–273
See application file for complete search history.

This application is also related by subject matter to co-pending application Ser. Nos. 29/385,515, filed Feb. 15, 2011 and 29/385,519, filed Feb. 15, 2011, each entitled “Vented Beverage Can End.”

(56) **References Cited**

FIG. 1 is a top plan view of a vented beverage can end according to our design;

U.S. PATENT DOCUMENTS

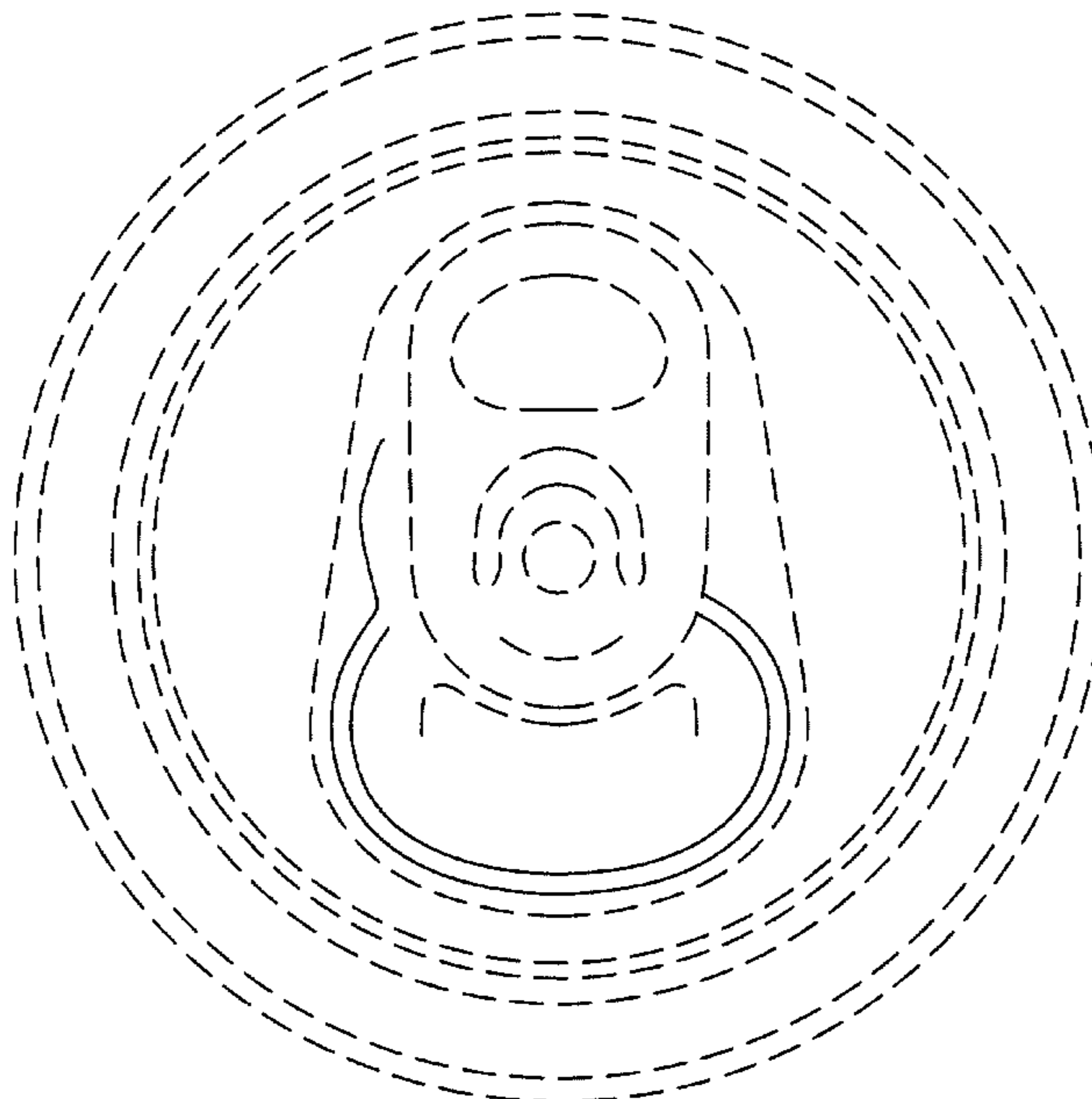
3,247,997 A * 4/1966 Bozek 220/272
D297,309 S * 8/1988 Andersson et al. D9/772
D365,274 S * 12/1995 Cook D9/438
5,555,992 A 9/1996 Sedgeley
5,738,237 A 4/1998 McEldowney
D410,844 S * 6/1999 Hurst D9/438
5,964,366 A * 10/1999 Hurst et al. 220/269
6,079,583 A 6/2000 Chasteen
D434,983 S * 12/2000 Hurst D9/438
D448,666 S * 10/2001 Fields D9/438
6,354,453 B1 3/2002 Chasteen

FIG. 2 is a side view thereof, the side view from opposing and orthogonal perspectives are identical to the view of FIG. 2; and,

FIG. 3 is a top perspective view thereof.

Other views of our design, including the bottom view are clearly understood from FIGS. 1-3. Any broken line portion of the drawings is included to show environmental subject matter only and forms no part of the claimed design.

1 Claim, 3 Drawing Sheets



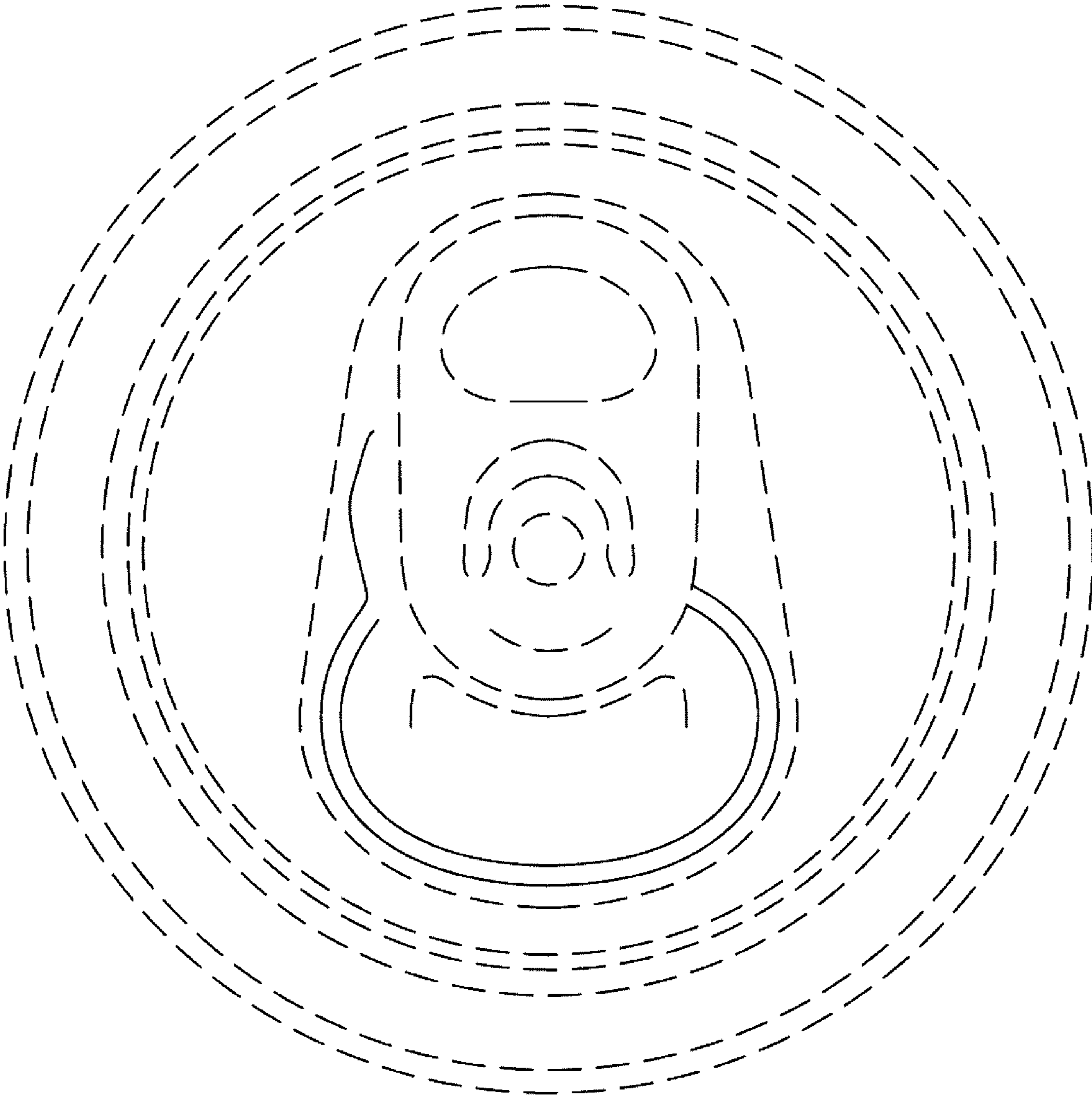


FIG. 1




FIG. 2

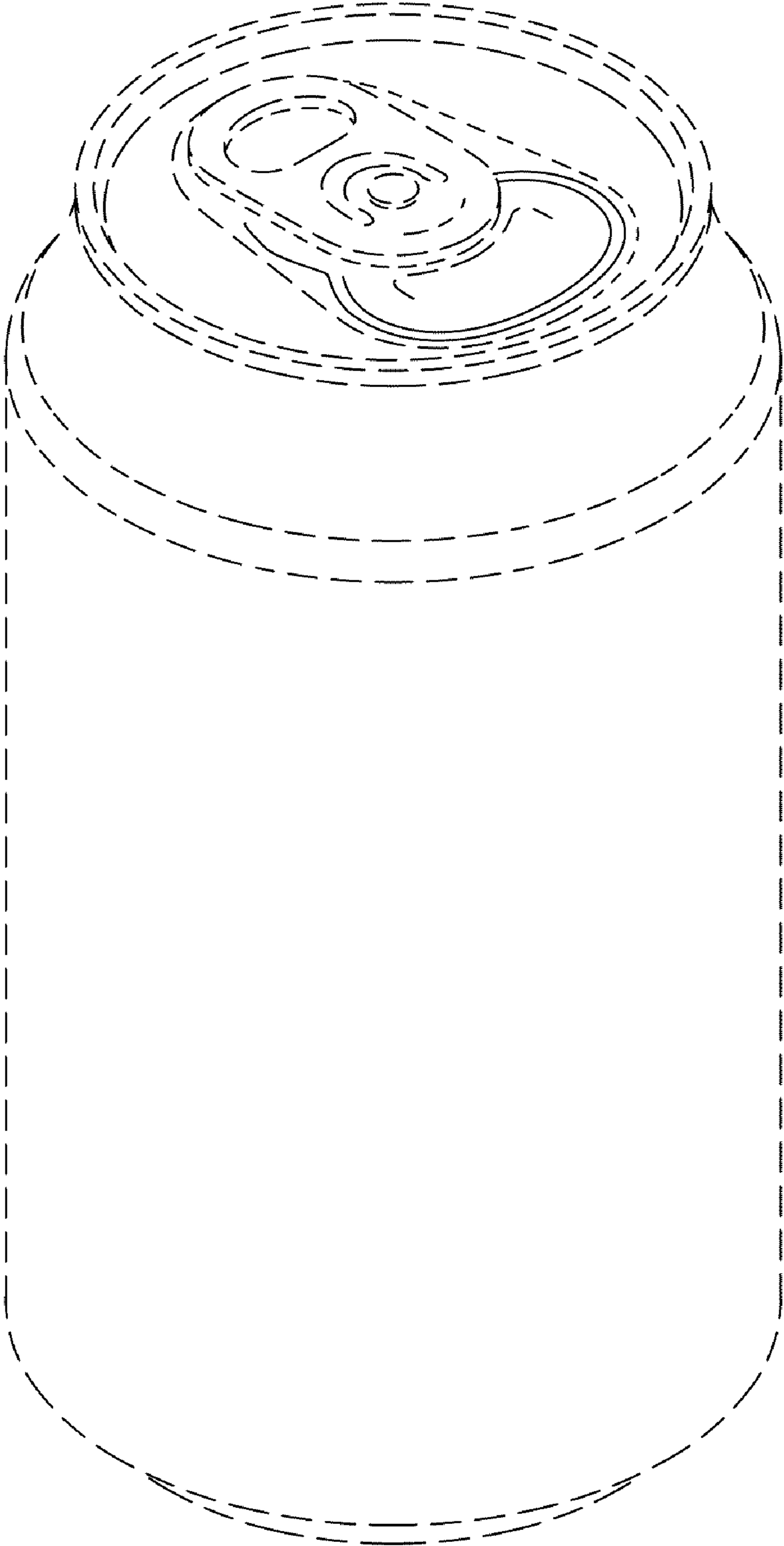


FIG. 3