



US00D650258S

(12) **United States Design Patent**
Drake et al.

(10) **Patent No.:** **US D650,258 S**

(45) **Date of Patent:** **** Dec. 13, 2011**

(54) **TIRE TREAD HANDLE GRIP**
(75) Inventors: **Scott Drake**, Camarillo, CA (US);
Timothy Dunn, Henderson, NV (US)
(73) Assignee: **Drake Automotive Group**, Henderson,
NV (US)

D417,421 S * 12/1999 Cazin-Bourguignon
et al. D12/602
D426,137 S * 6/2000 Ball et al. D8/305
D430,832 S * 9/2000 Edwards D12/579
D435,210 S * 12/2000 Hussaini D8/310
D487,721 S * 3/2004 Guidry D12/544
D492,887 S * 7/2004 Wu D8/310

* cited by examiner

(**) Term: **14 Years**

Primary Examiner — Derrick Holland

(21) Appl. No.: **29/342,996**

(74) *Attorney, Agent, or Firm* — Koppel, Patrick, Heybl &
Philpott

(22) Filed: **Sep. 3, 2009**

(51) **LOC (9) Cl.** **08-06**

(52) **U.S. Cl.** **D8/305**

(58) **Field of Classification Search** D8/305,
D8/300, 301, 303, 307, 310, 311, 312, 318,
D8/321, 322, 499; D12/178, 179, 500–503,
D12/506, 507, 509, 516, 539, 544, 579, 580,
D12/596, 602; 16/110.1, 111.1, 114.1, 406,
16/412, 417, 421, 902; 74/469, 473.1, 473.3,
74/473.21; 81/58; 152/209.1, 209.8–209.19,
152/209.25–209.28; 172/359, 366, 371

See application file for complete search history.

(56) **References Cited**

U.S. PATENT DOCUMENTS

D222,873 S * 1/1972 Palson D8/305
D260,872 S * 9/1981 Wright et al. D12/596
D337,977 S * 8/1993 Shinohara et al. D12/580
D355,836 S * 2/1995 Gilson D8/305
D400,422 S * 11/1998 Dennison et al. D8/305
D412,143 S * 7/1999 Guidry D12/596

(57) **CLAIM**

The ornamental design for a tire tread handle grip, as shown
and described.

DESCRIPTION

FIG. 1 is a perspective view of a tire tread handle grip showing
our new design;

FIG. 2 is a front elevation view thereof, with the rear, left and
right elevations being identical;

FIG. 3 is a top plan view thereof, with the bottom plan being
identical;

FIG. 4 is a perspective view thereof, shown in an alternate
environmental use than FIG. 1; and,

FIG. 5 is another perspective view thereof, shown in an alter-
nate environmental use than FIGS. 1 and 4.

The broken lines shown represent unclaimed subject matter
and form no part of the claimed design.

1 Claim, 4 Drawing Sheets

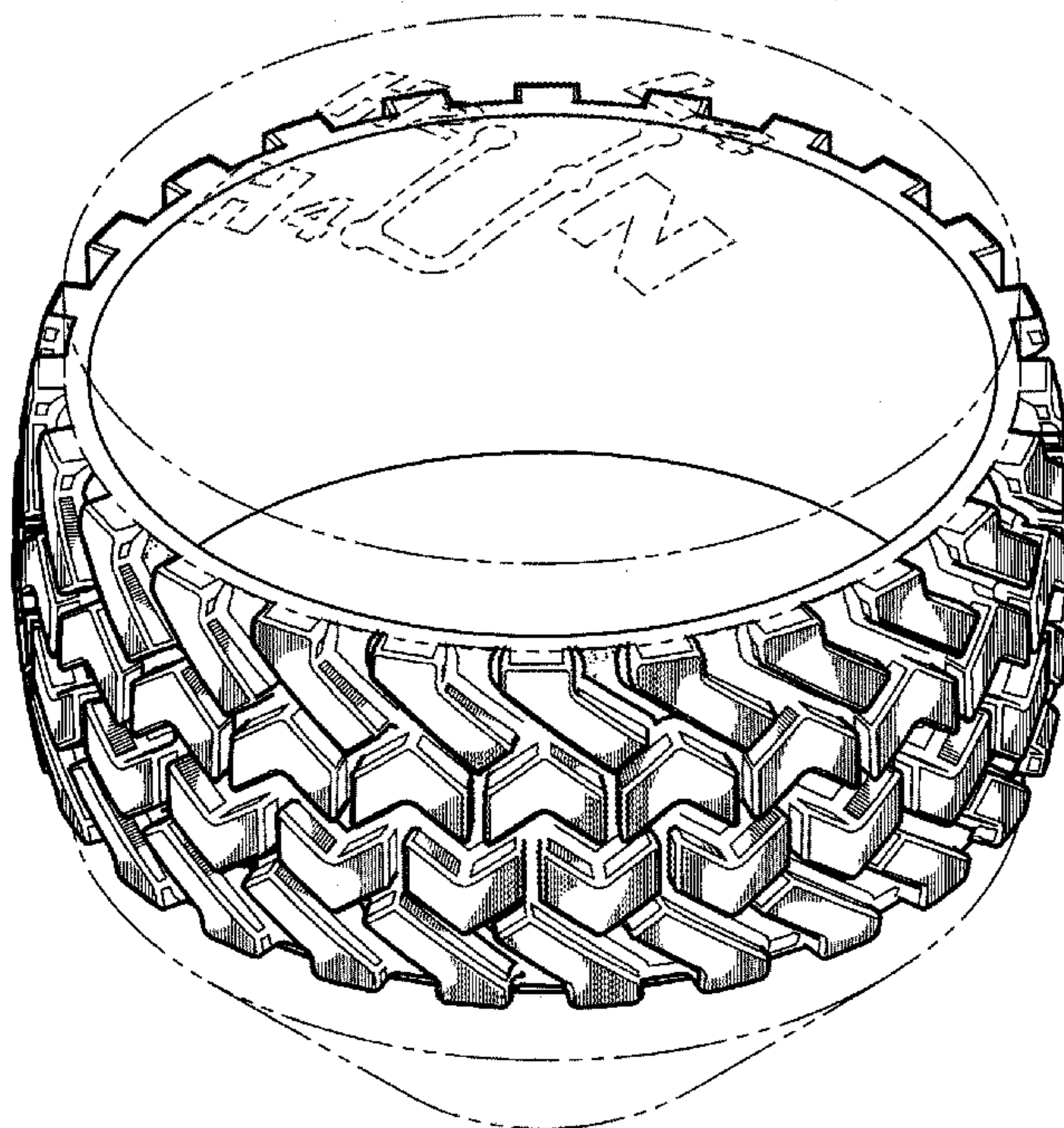
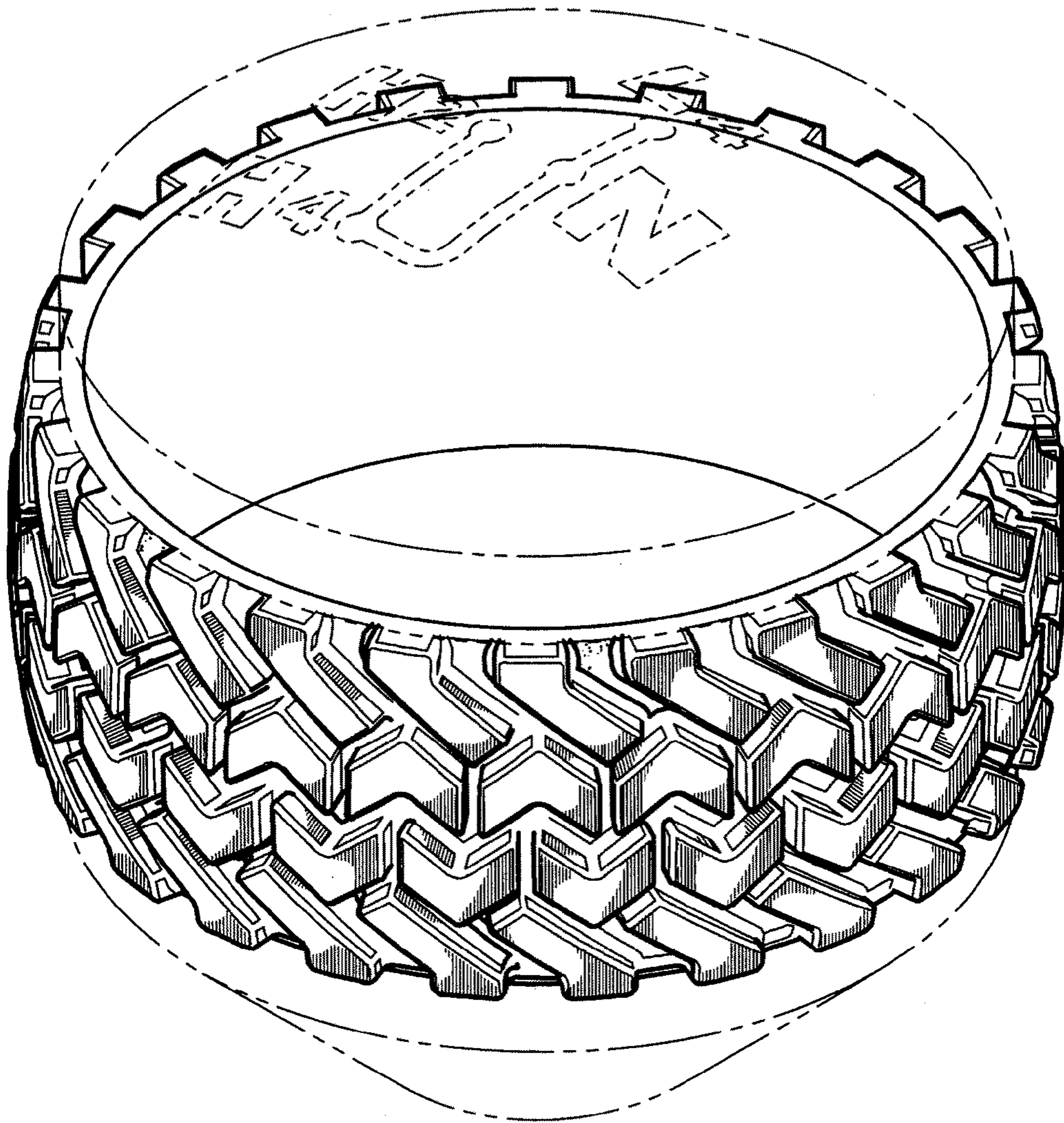


FIG. 1






FIG. 2

FIG. 3

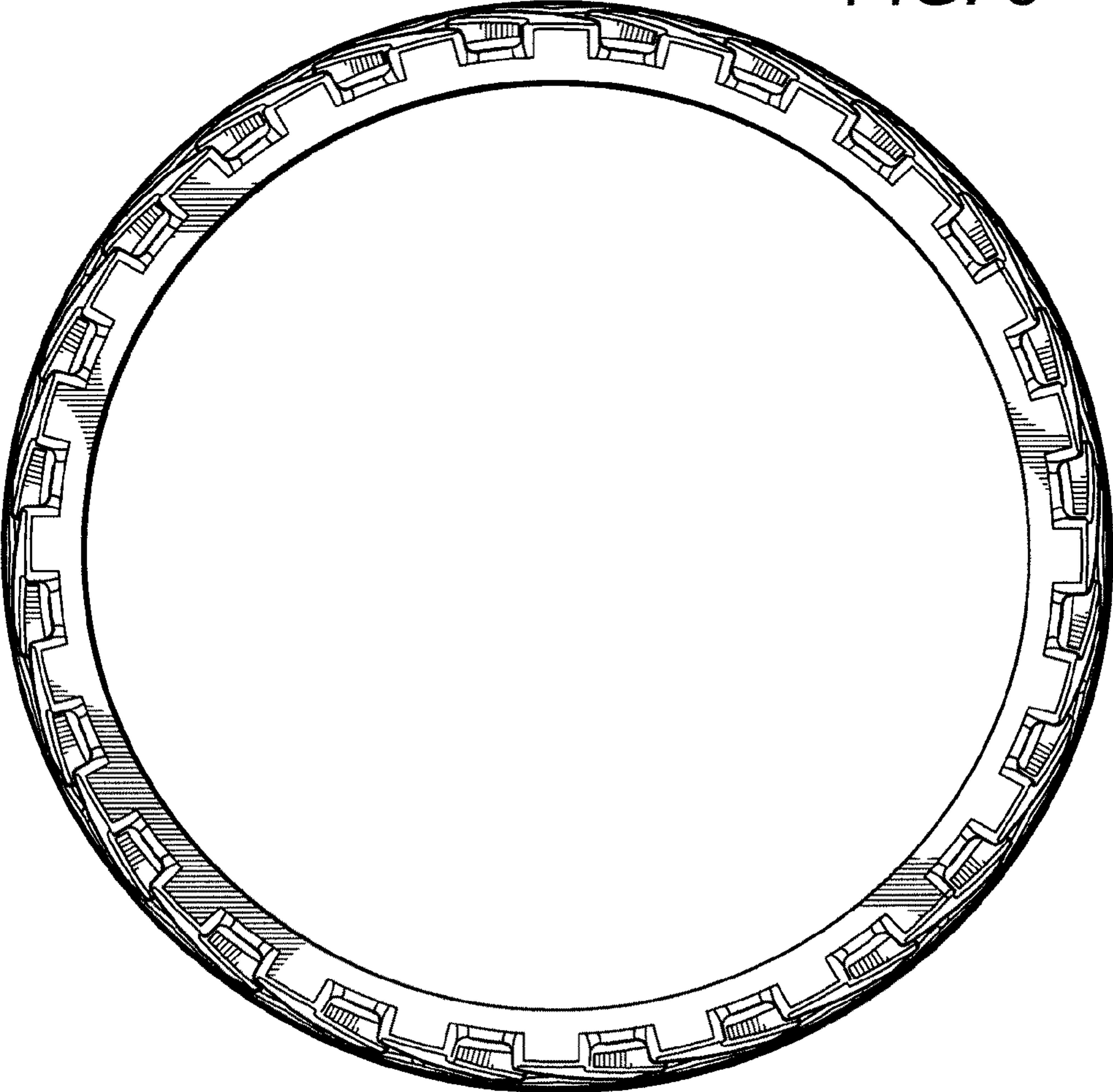


FIG. 4

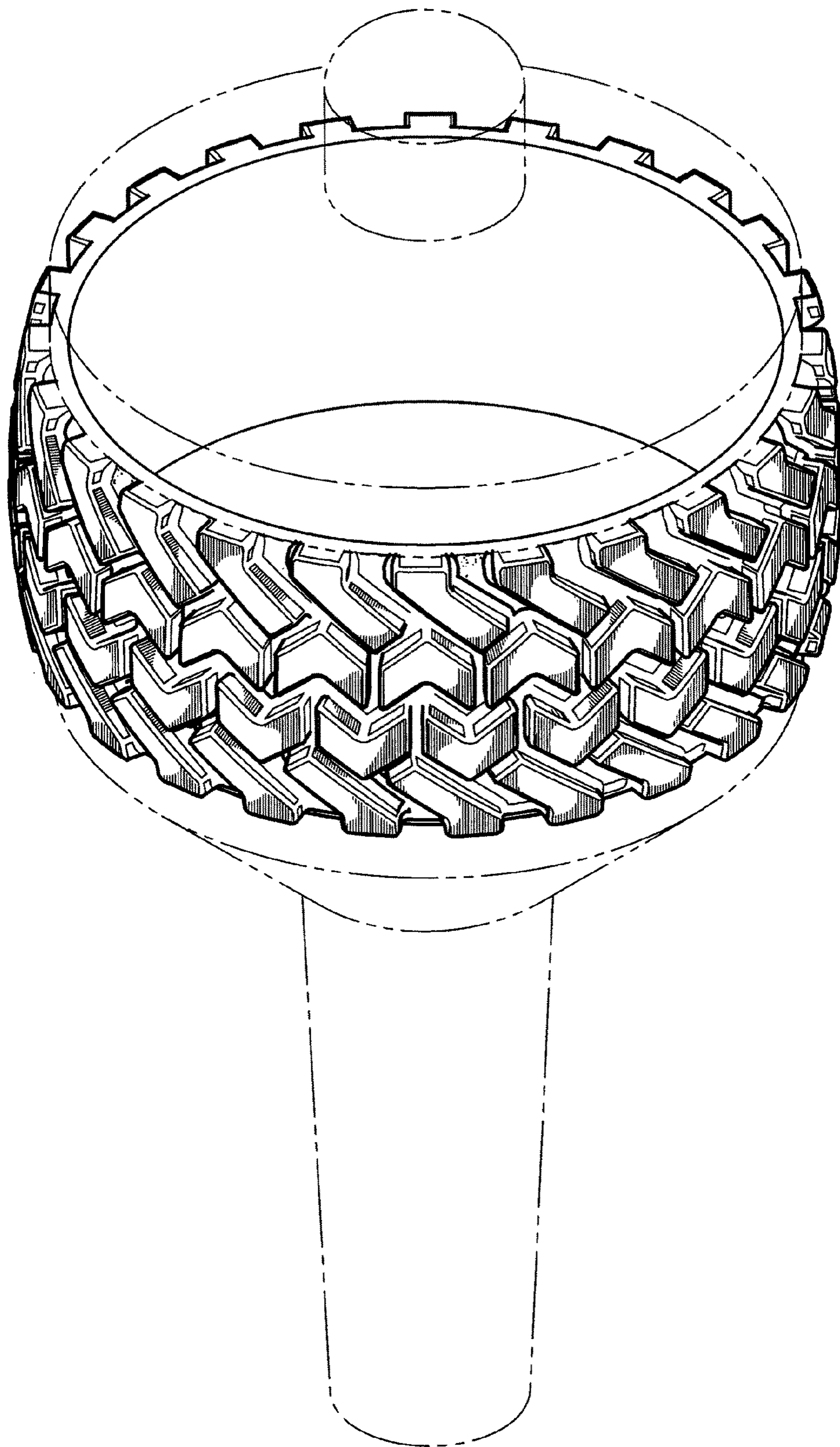


FIG. 5

