



US00D650252S

(12) **United States Design Patent**
Albertson

(10) **Patent No.:** **US D650,252 S**

(45) **Date of Patent:** **** Dec. 13, 2011**

(54) **COMBINED VISE GRIP AND SCREW DRIVER**

(76) Inventor: **Robert V. Albertson**, Alma, WI (US)

(**) Term: **14 Years**

(21) Appl. No.: **29/315,309**

(22) Filed: **Jun. 15, 2009**

(51) **LOC (9) Cl.** **08-05**

(52) **U.S. Cl.** **D8/26**

(58) **Field of Classification Search** D8/17,
D8/21-29, 55, 52, 105-108; 81/60, 177.1,
81/177.85, 121.1, 124.3, 165-170, 110.1,
81/176.2, 124.6, 176.1, 176.15, 3.6, 125.1,
81/300, 177.2; 16/110.1; D15/144.1; 219/75,
219/227, 229, 121.16, 121.18

See application file for complete search history.

(56) **References Cited**

U.S. PATENT DOCUMENTS

4,995,128	A *	2/1991	Montgomery et al.	7/127
5,033,140	A *	7/1991	Chen et al.	7/127
5,303,439	A *	4/1994	Seals	7/138
5,327,602	A *	7/1994	Stenger	7/125

D355,806	S *	2/1995	Goodman et al.	D6/536
D503,322	S *	3/2005	Albertson	D8/105
D520,829	S *	5/2006	Albertson	D8/55
D582,234	S *	12/2008	Chiang	D8/55
D607,299	S *	1/2010	Albertson	D8/105
2010/0011914	A1 *	1/2010	Ming-Chi	81/60

* cited by examiner

Primary Examiner — Raphael Barkai

Assistant Examiner — Randall Gholson

(74) *Attorney, Agent, or Firm* — Richard John Bartz

(57) **CLAIM**

The ornamental design of the combined vise grip and screw driver, as shown and described.

DESCRIPTION

FIG. 1 is a front plan view of the combined vise grip and screw driver of my new design;

FIG. 2 is a rear plan view thereof;

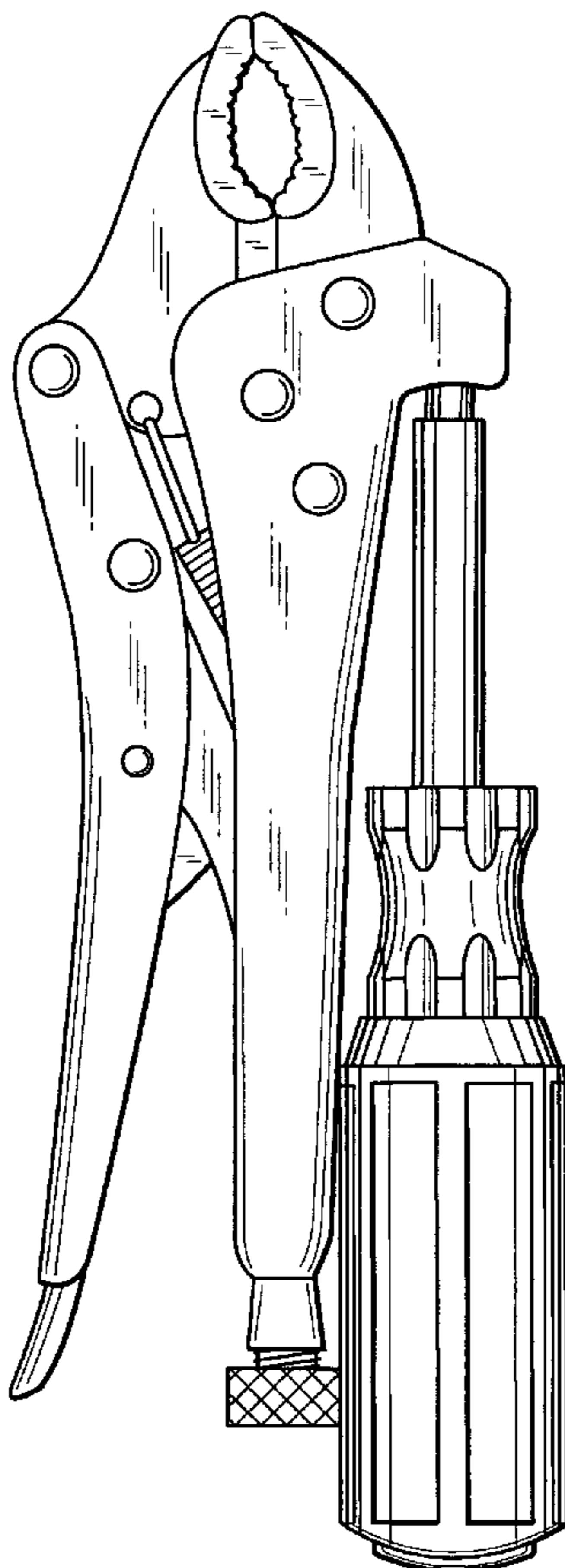
FIG. 3 is a side elevational view of the right side of FIG. 1;

FIG. 4 is a side elevational view of the left side of FIG. 1;

FIG. 5 is a top plan view thereof; and,

FIG. 6 is a bottom plan view thereof.

1 Claim, 3 Drawing Sheets



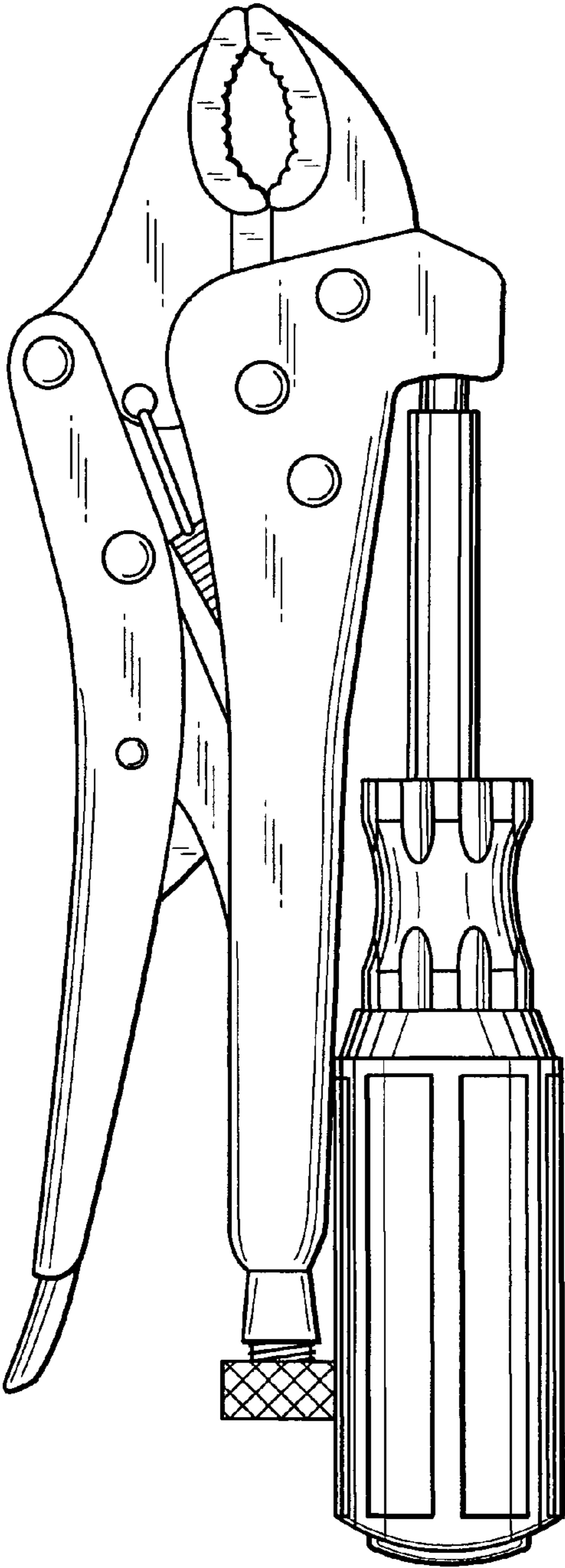


FIG. 1

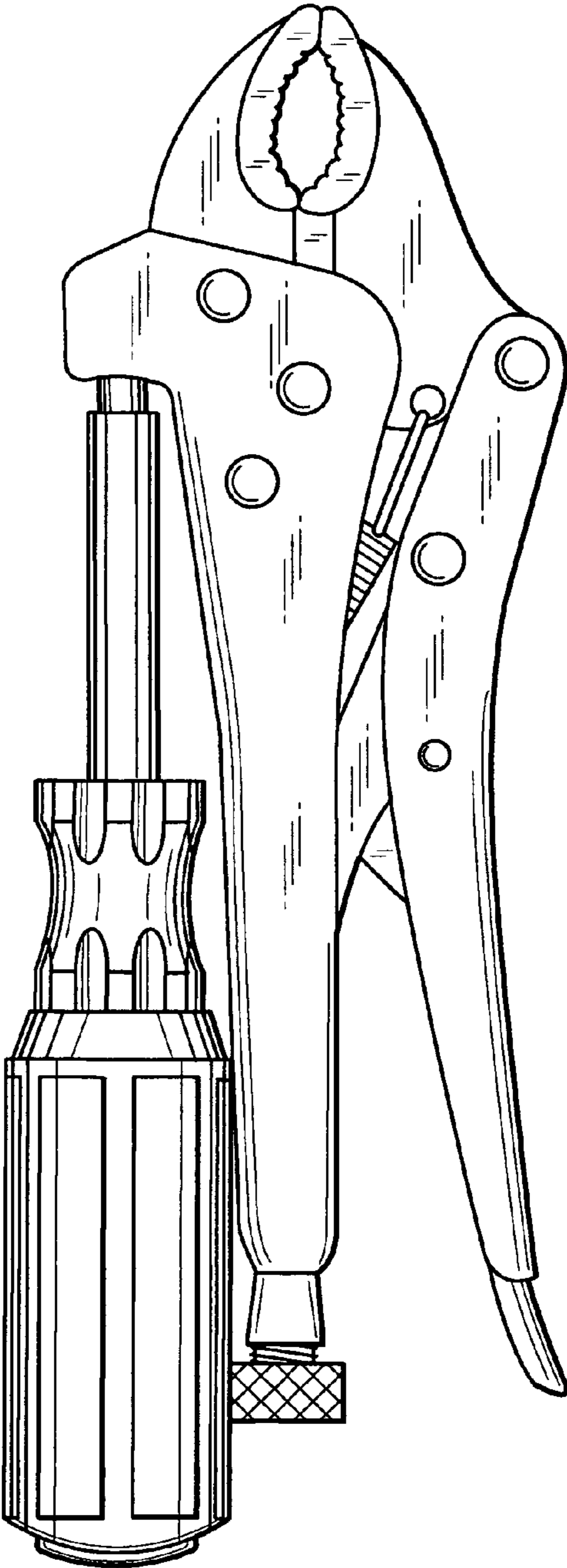


FIG. 2

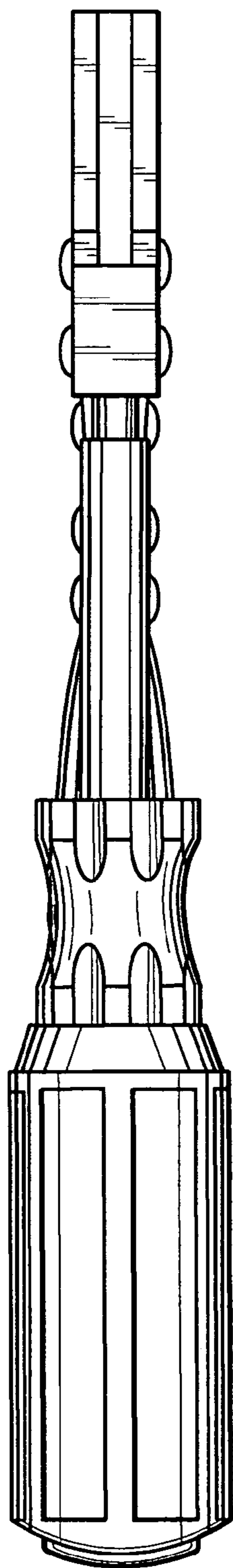


FIG. 3

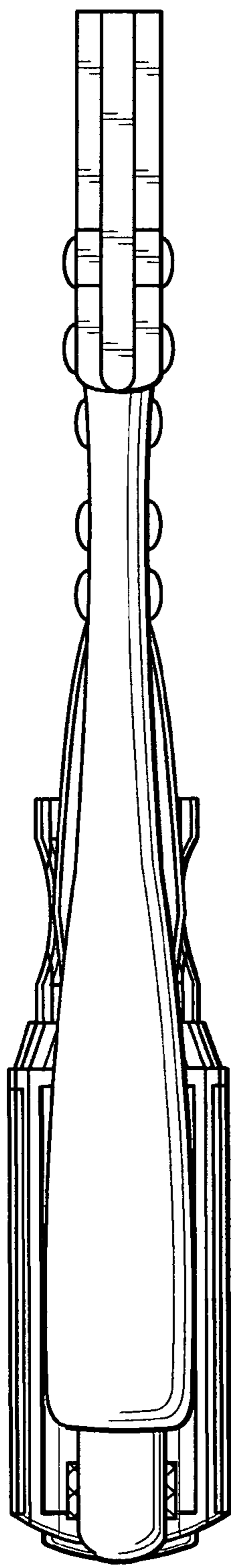


FIG. 4

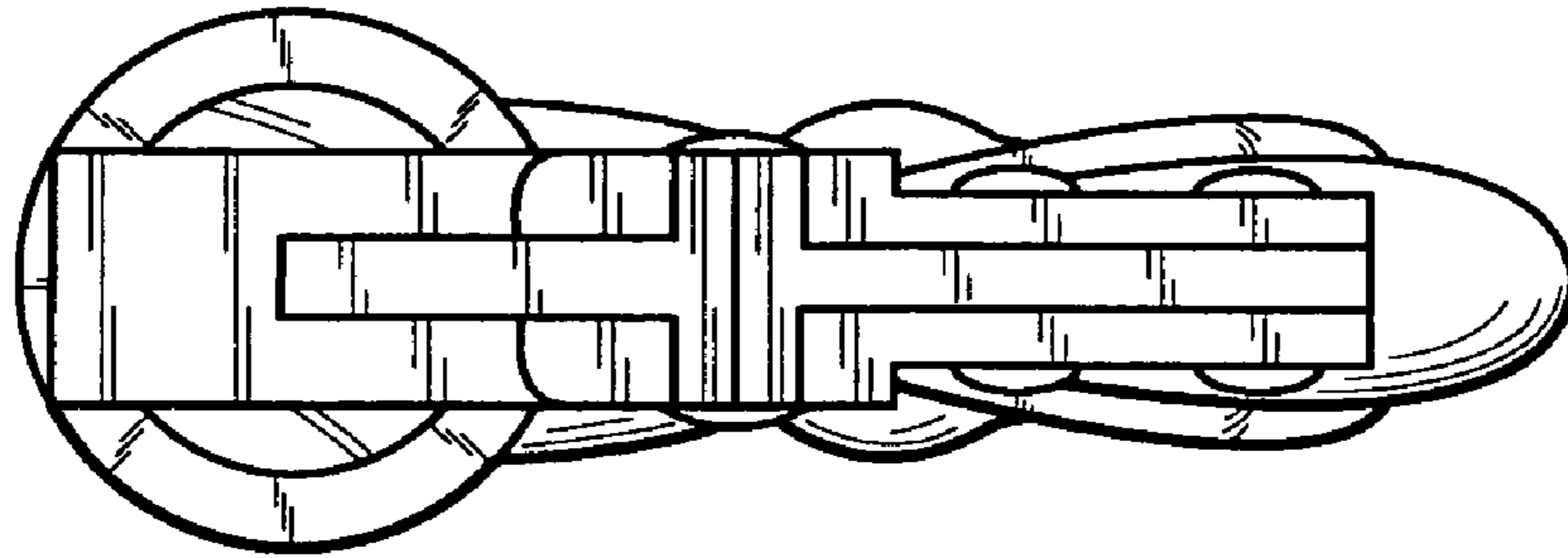


FIG. 5

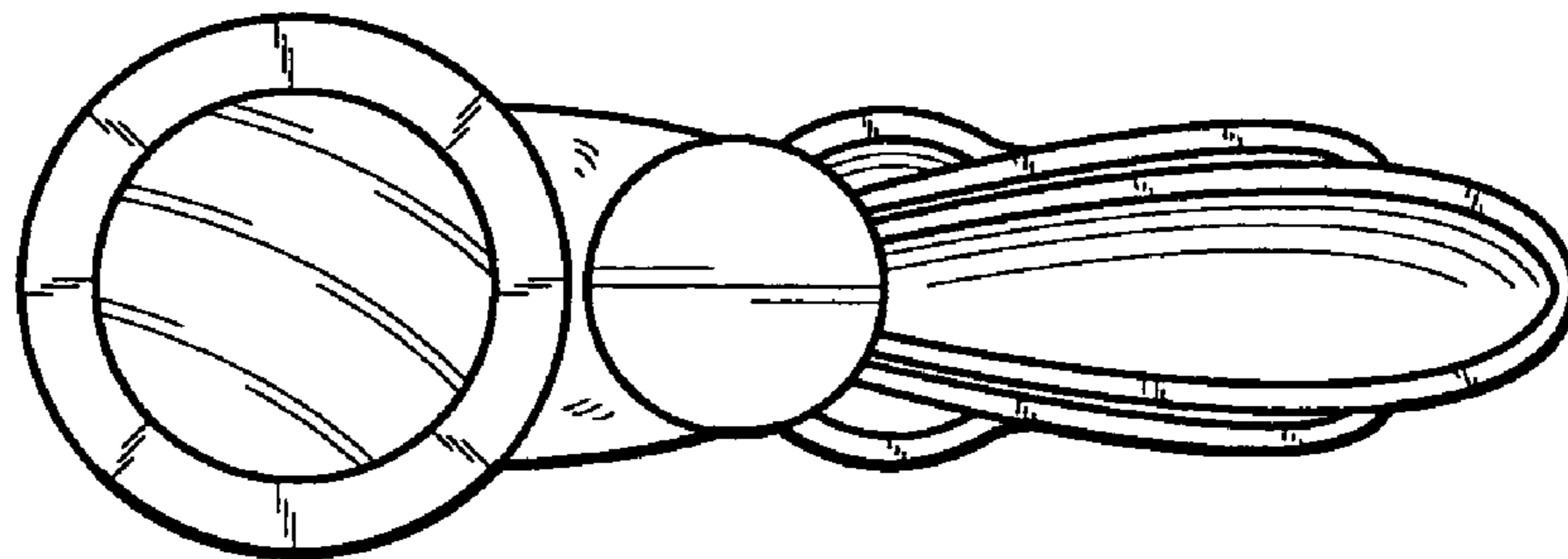


FIG. 6