



US00D650247S

(12) **United States Design Patent**
Harris et al.

(10) **Patent No.:** **US D650,247 S**
(45) **Date of Patent:** **** Dec. 13, 2011**

(54) **FOOD SLICER**

(75) Inventors: **E. Mark Harris**, McHenry, IL (US);
Jamie Di Fonzo, Chicago, IL (US);
Nigel Wang, Taipei (TW); **Roland**
Sudmalis, Chicago, IL (US)

(73) Assignee: **Columbia Insurance Company**,
Omaha, NE (US)

(**) Term: **14 Years**

(21) Appl. No.: **29/385,046**

(22) Filed: **Feb. 8, 2011**

(51) **LOC (9) Cl.** **07-04**

(52) **U.S. Cl.** **D7/673**

(58) **Field of Classification Search** D7/672-678,
D7/669; 99/537, 552, 547, 565, 538, 509,
99/430, 556; 30/114, 152, 301-305, 314-316,
30/312, 337, 320, 113.1, 123.5; 83/857,
83/581.1, 30, 13, 932, 404.3, 662, 435.15,
83/856, 837, 451, 569, 431

See application file for complete search history.

(56) **References Cited**

U.S. PATENT DOCUMENTS

195,750	A	10/1877	East	
726,707	A	4/1903	Lavender	
1,744,422	A	1/1930	Taylor	
D149,622	S	5/1948	Dougherty	
2,647,549	A	8/1953	Koch	
2,733,746	A	2/1956	Rauner	
2,824,588	A	2/1958	Lyon et al.	
2,971,549	A	2/1961	Langville	
4,569,280	A	2/1986	D'Ambro	
4,959,903	A	10/1990	Daoust	
D432,874	S *	10/2000	Kari	D7/673
D473,109	S *	4/2003	Birchansky	D7/673

6,557,260	B1	5/2003	Morris	
D501,371	S *	2/2005	Lo	D7/673
D521,819	S *	5/2006	So et al.	D7/673
7,086,155	B2	8/2006	Chan et al.	
D547,620	S *	7/2007	Walzak et al.	D7/673
D550,521	S	9/2007	Roberson	
7,266,894	B1 *	9/2007	Hinckley	30/302
D582,220	S	12/2008	Farnum et al.	
7,480,999	B2	1/2009	Atwater	
7,568,414	B2	8/2009	Farid et al.	
7,610,850	B2	11/2009	Jensen	
7,658,010	B2	2/2010	So et al.	
7,836,822	B2	11/2010	Cheng	

(Continued)

OTHER PUBLICATIONS

U.S. Appl. No. 29/384,065 for "Food Slicer" filed Jan. 26, 2011.

(Continued)

Primary Examiner — Terry Wallace

(74) *Attorney, Agent, or Firm* — Neal Gerber & Eisenberg
LLP

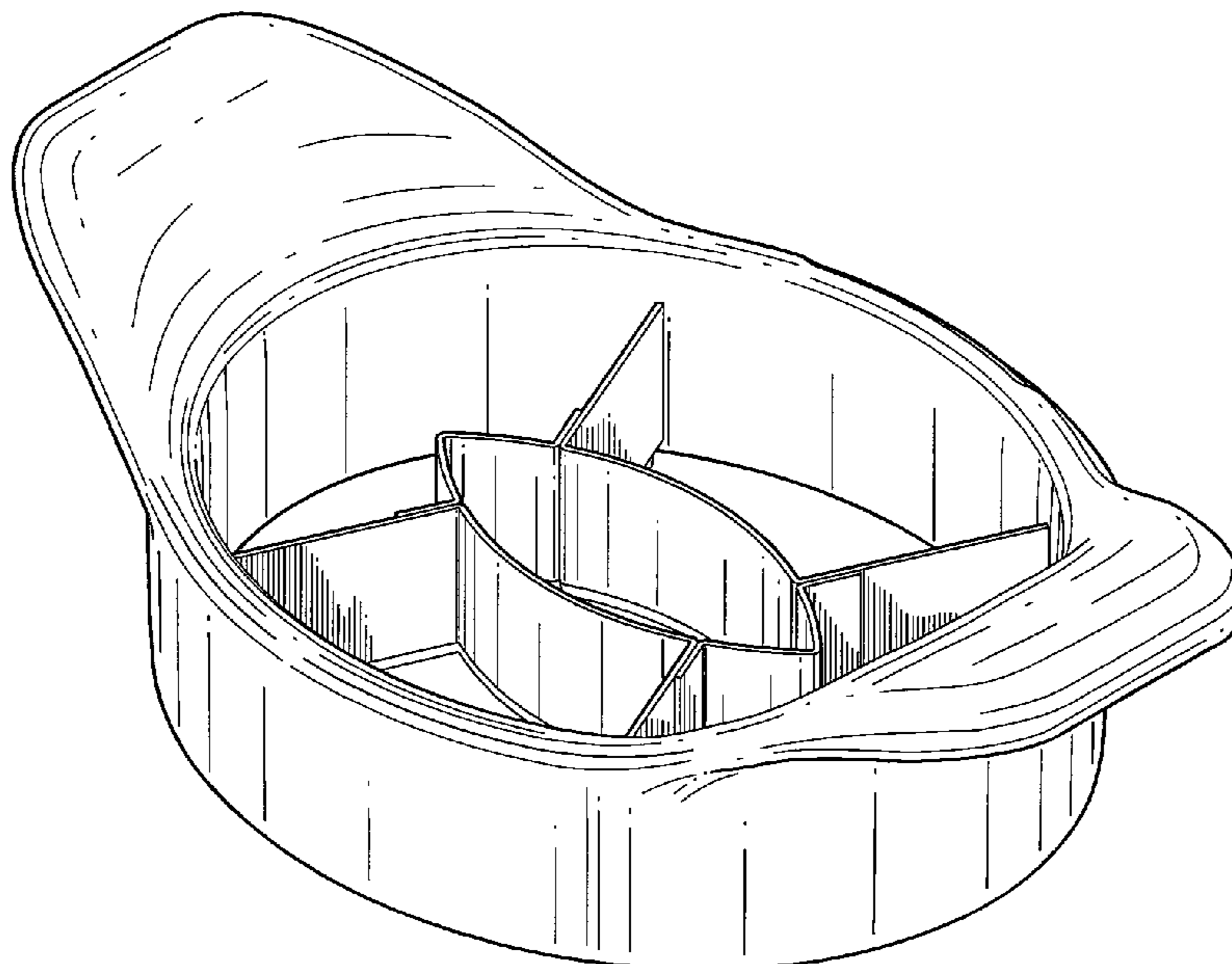
(57) **CLAIM**

The ornamental design for the food slicer, as shown and described.

DESCRIPTION

FIG. 1 is a top perspective view of the food slicer of the present invention;
FIG. 2 is a front elevational view thereof;
FIG. 3 is a first side elevational view thereof;
FIG. 4 is a rear elevational view thereof;
FIG. 5 is a second side elevational view thereof;
FIG. 6 is a top plan view thereof;
FIG. 7 is a bottom plan view thereof; and,
FIG. 8 is a bottom perspective view thereof.

1 Claim, 8 Drawing Sheets



US D650,247 S

Page 2

U.S. PATENT DOCUMENTS

2005/0150117 A1* 7/2005 Walzak et al. 30/302
2006/0011027 A1* 1/2006 Chan et al. 83/13
2006/0254058 A1* 11/2006 Chang 30/114
2008/0168660 A1 7/2008 Chiu
2008/0216628 A1 9/2008 Hamilton
2009/0205514 A1 8/2009 Cheng
2009/0241344 A1 10/2009 Mastroianni
2009/0249965 A1 10/2009 Hauser

2009/0282990 A1 11/2009 Farnum

OTHER PUBLICATIONS

U.S. Appl. No. 29/383,656 for "Food Wedger" filed Jan. 20, 2011.

U.S. Appl. No. 29/384,565 for "Food Wedger" filed Feb. 1, 2011.

* cited by examiner

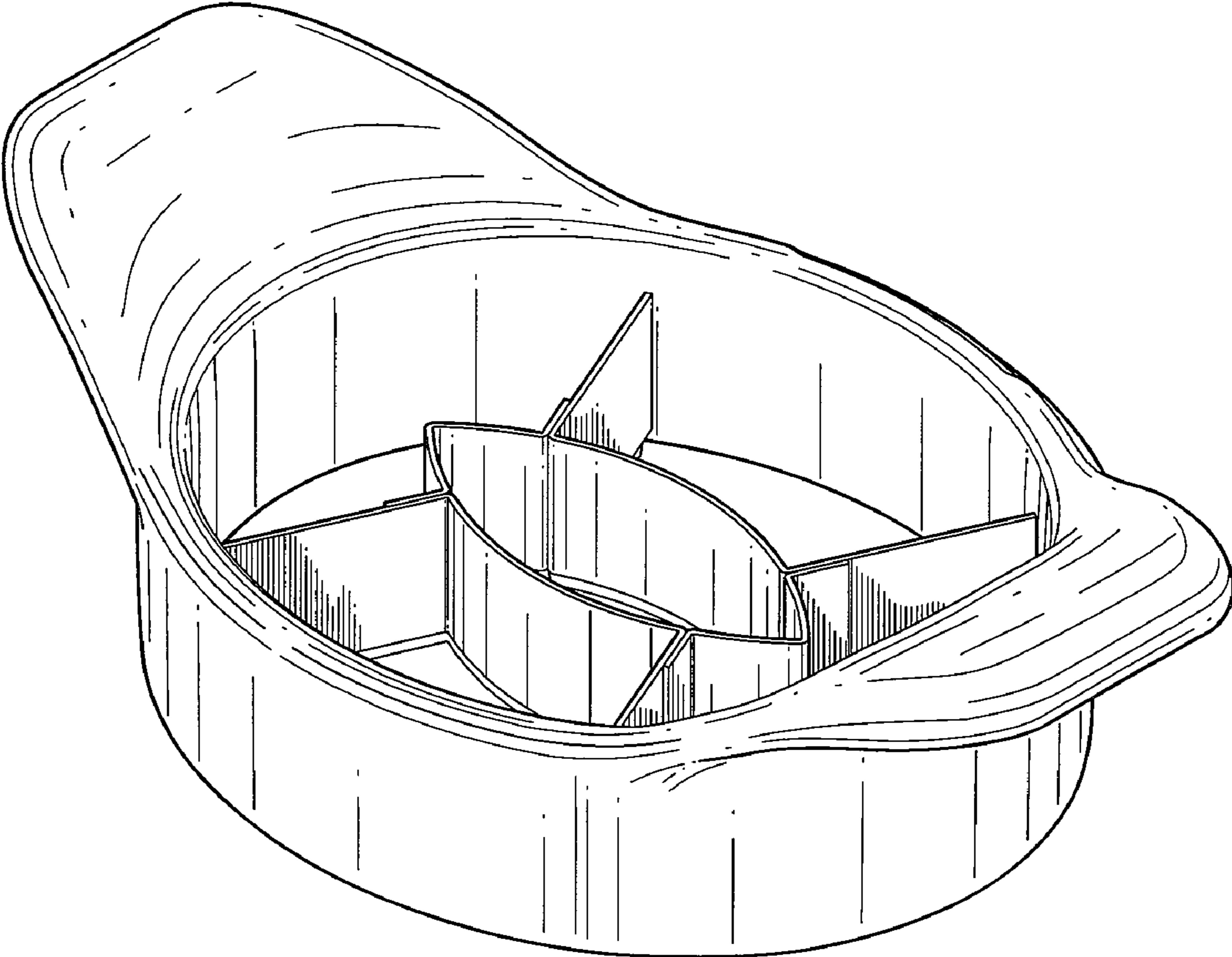


FIG. 1

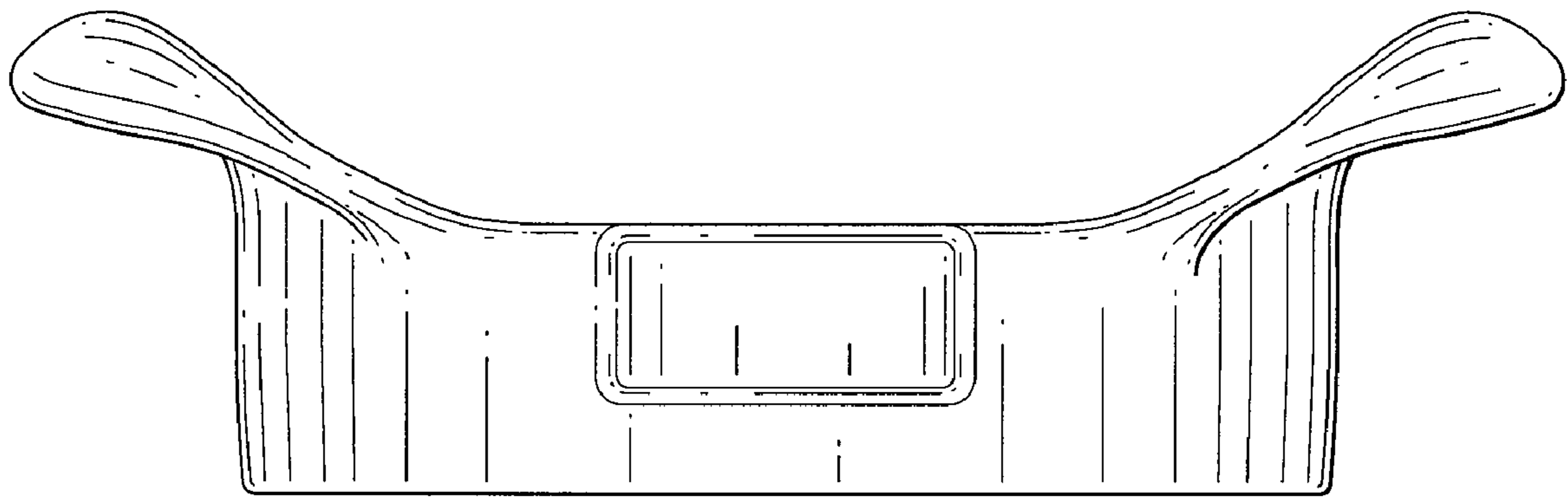


FIG. 2

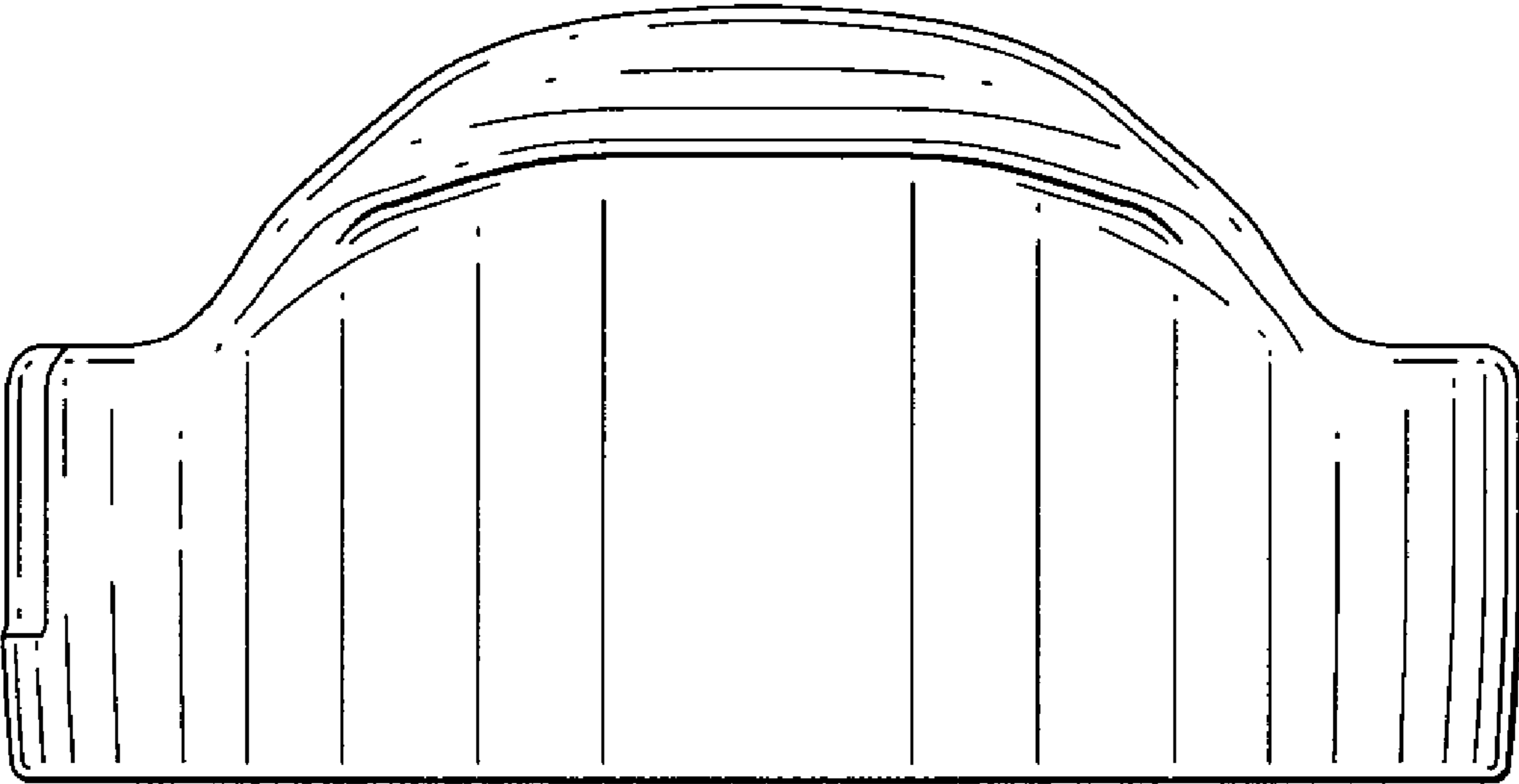


FIG. 3

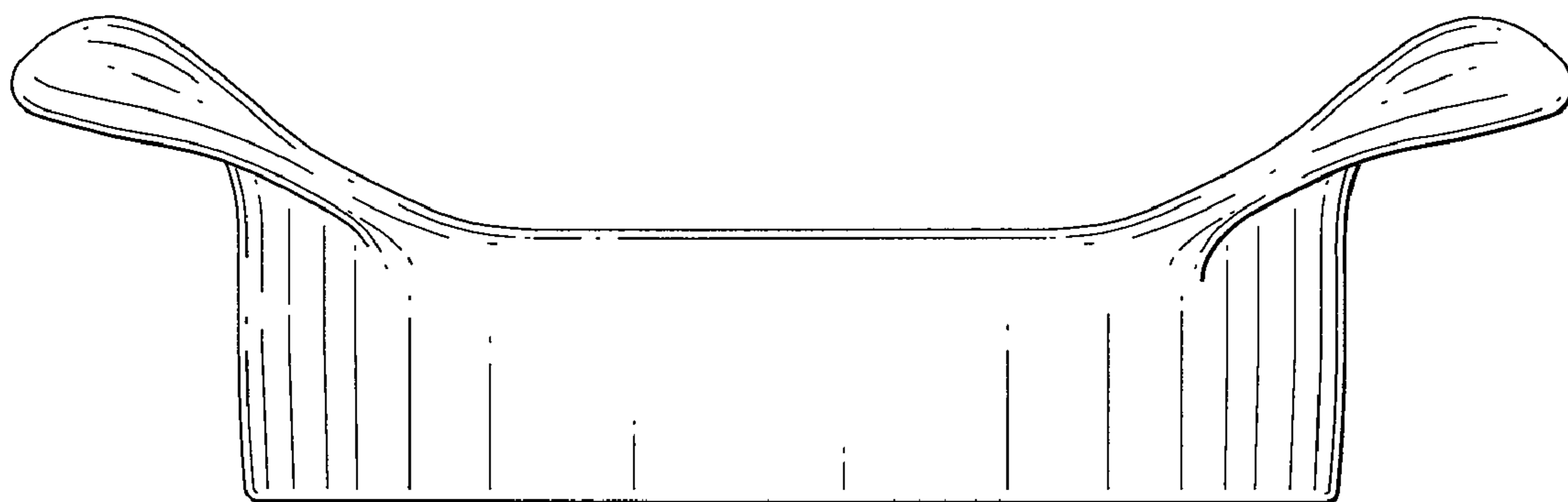


FIG. 4




FIG. 5

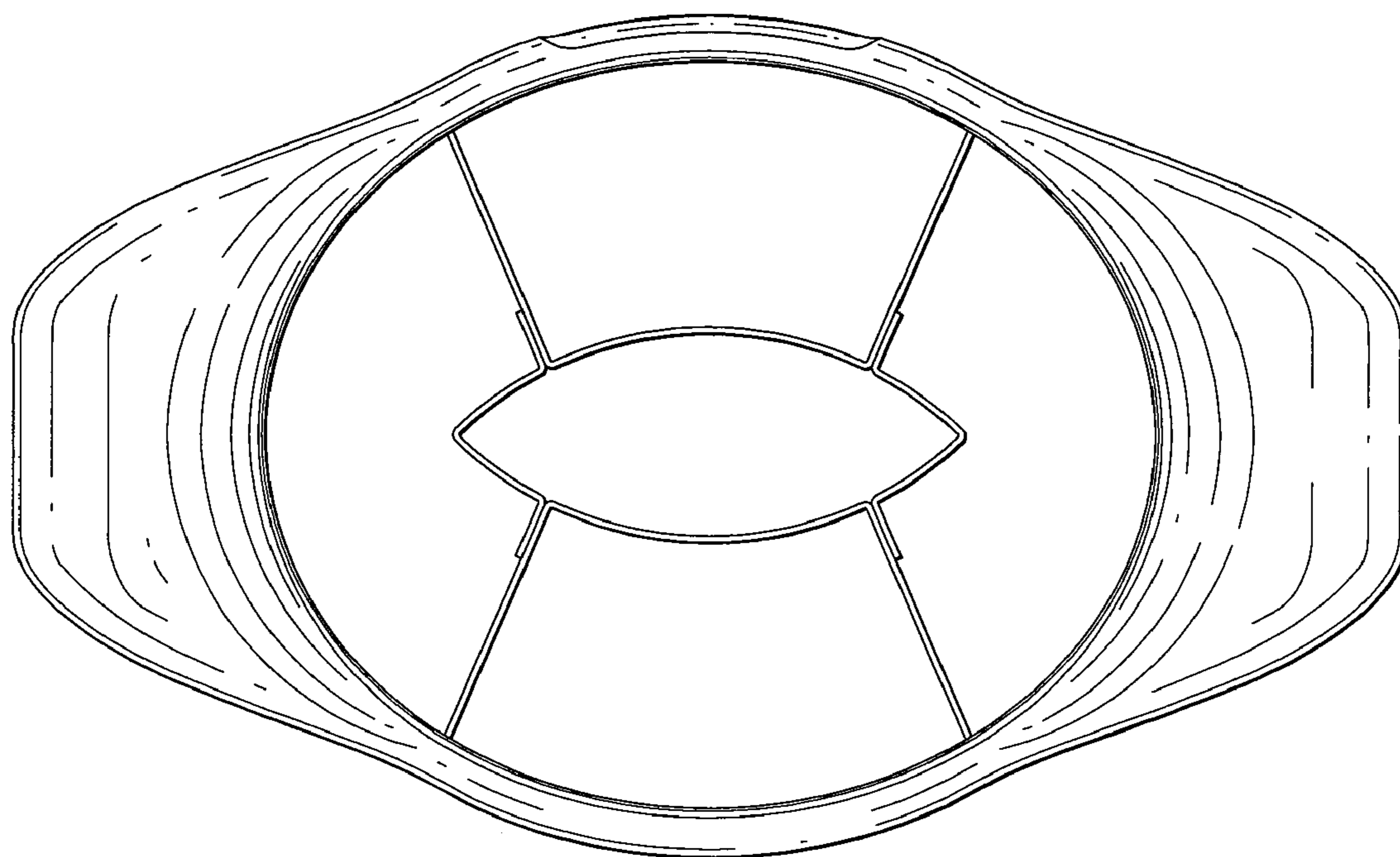


FIG. 6

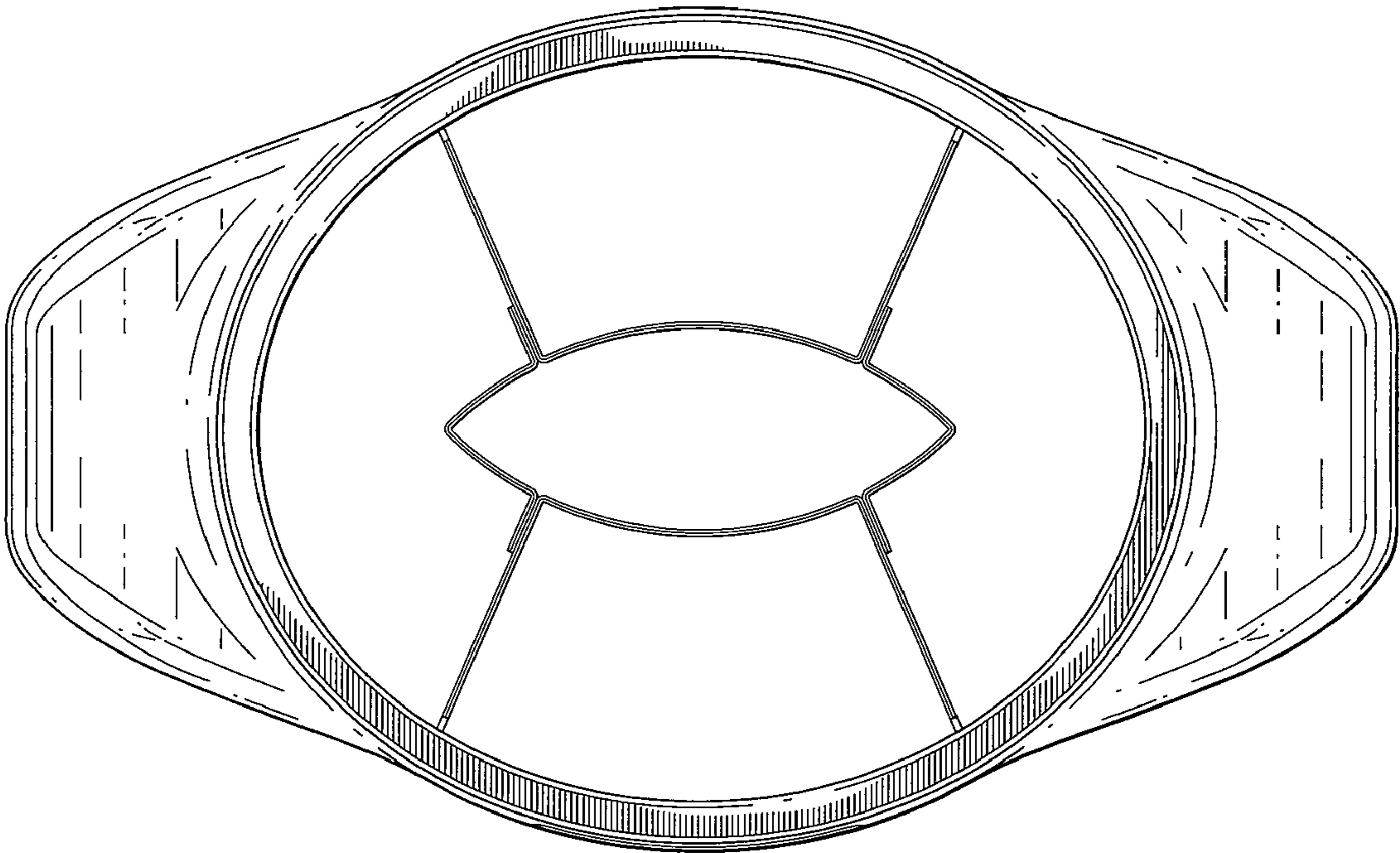


FIG. 7

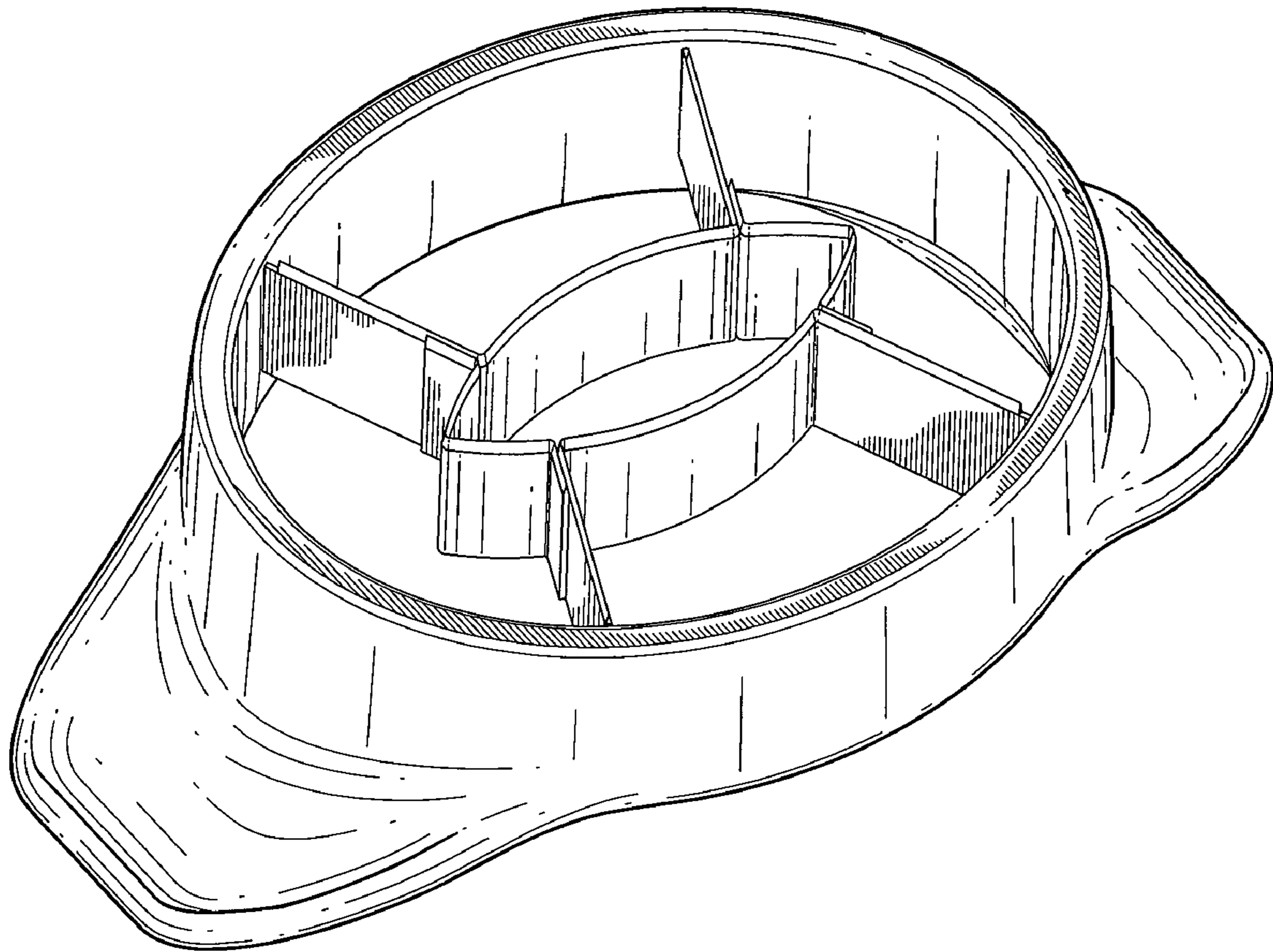


FIG. 8