



US00D650240S

(12) **United States Design Patent**
Hertaus

(10) **Patent No.:** **US D650,240 S**

(45) **Date of Patent:** **** Dec. 13, 2011**

(54) **BALL TOP CAROUSEL**

(75) Inventor: **Alan Hertaus**, Le Sueur, MN (US)

(73) Assignee: **Vision Home Products, Inc.**, Le Sueur, MN (US)

(**) Term: **14 Years**

(21) Appl. No.: **29/379,448**

(22) Filed: **Nov. 19, 2010**

(51) **LOC (9) Cl.** **06-04**

(52) **U.S. Cl.** **D7/600.2**

(58) **Field of Classification Search** D7/600.1–600.4,
D7/701–708; D6/512, 515, 453–470, 409,
D6/410, 449, 450; 211/74, 77, 78, 85.31,
211/60.1, 160, 131.1, 166, 181.1

See application file for complete search history.

(56) **References Cited**

U.S. PATENT DOCUMENTS

1,581,749 A * 4/1926 Mahony 312/236
D153,090 S * 3/1949 Sexton D7/704
5,400,990 A * 3/1995 Frankel 248/215

D399,394 S * 10/1998 Rapaz D7/590
D544,308 S 6/2007 Tiemann
D586,185 S 2/2009 Tiemann
D634,978 S * 3/2011 Tiemann D7/600.4
2007/0045206 A1* 3/2007 Tiemann 211/77

* cited by examiner

Primary Examiner — Terry Wallace

(74) *Attorney, Agent, or Firm* — Haugen Law Firm PLLP


(57) **CLAIM**

The ornamental design for a ball top carousel, as shown and described.

DESCRIPTION

FIG. 1 is a perspective view of the design;
FIG. 2 is a first side elevational view of the design, with the opposite side view being identical to the first side view;
FIG. 3 is a front elevational view turned 45° about a vertical axis from the first side elevational view in FIG. 2, the opposite rear elevational view being identical to the front elevational view;
FIG. 4 is a top plan view of the design; and,
FIG. 5 is a bottom plan view of the design.

1 Claim, 5 Drawing Sheets



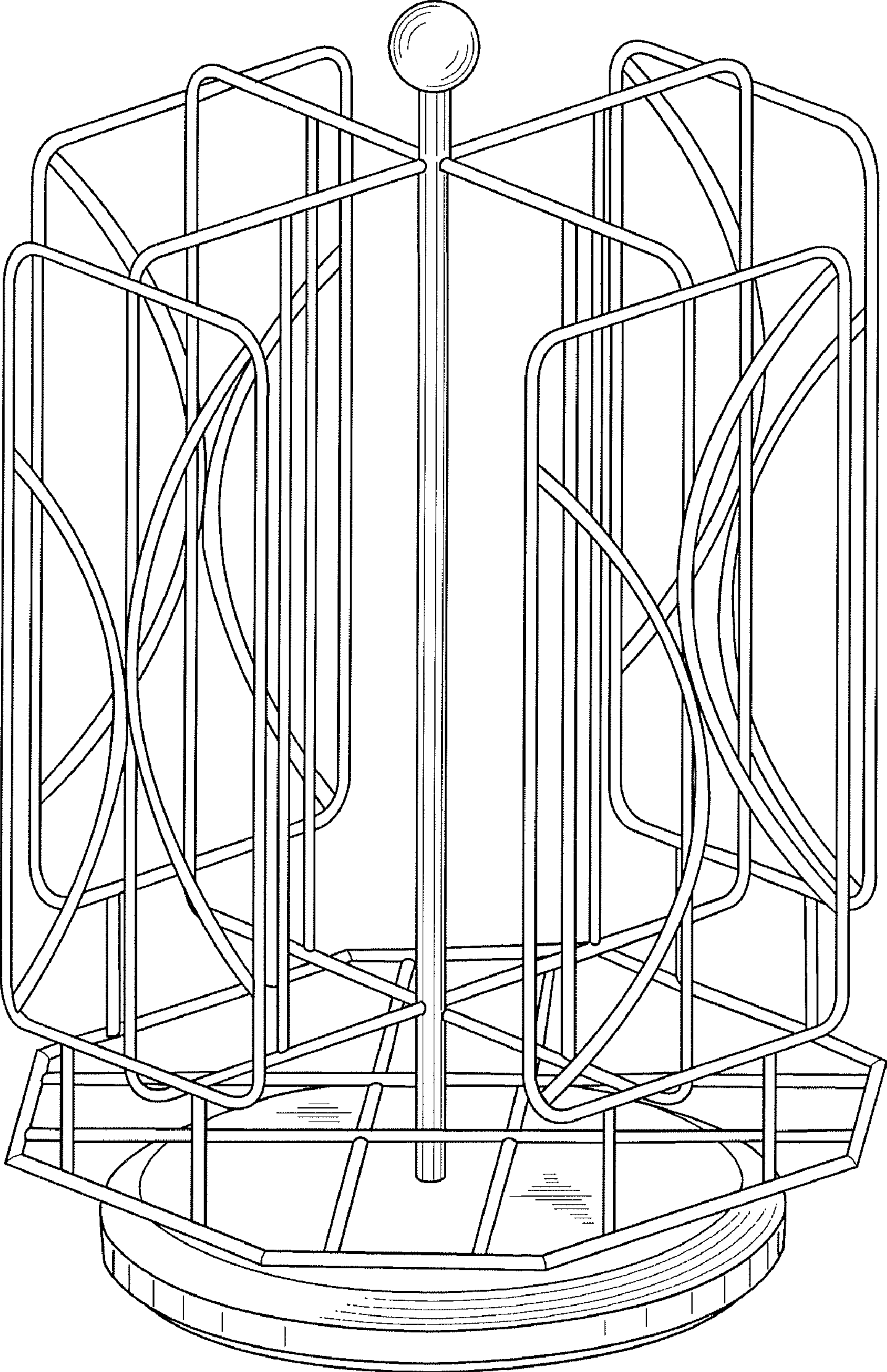


FIG. 1




FIG. 2




FIG. 3




FIG. 4

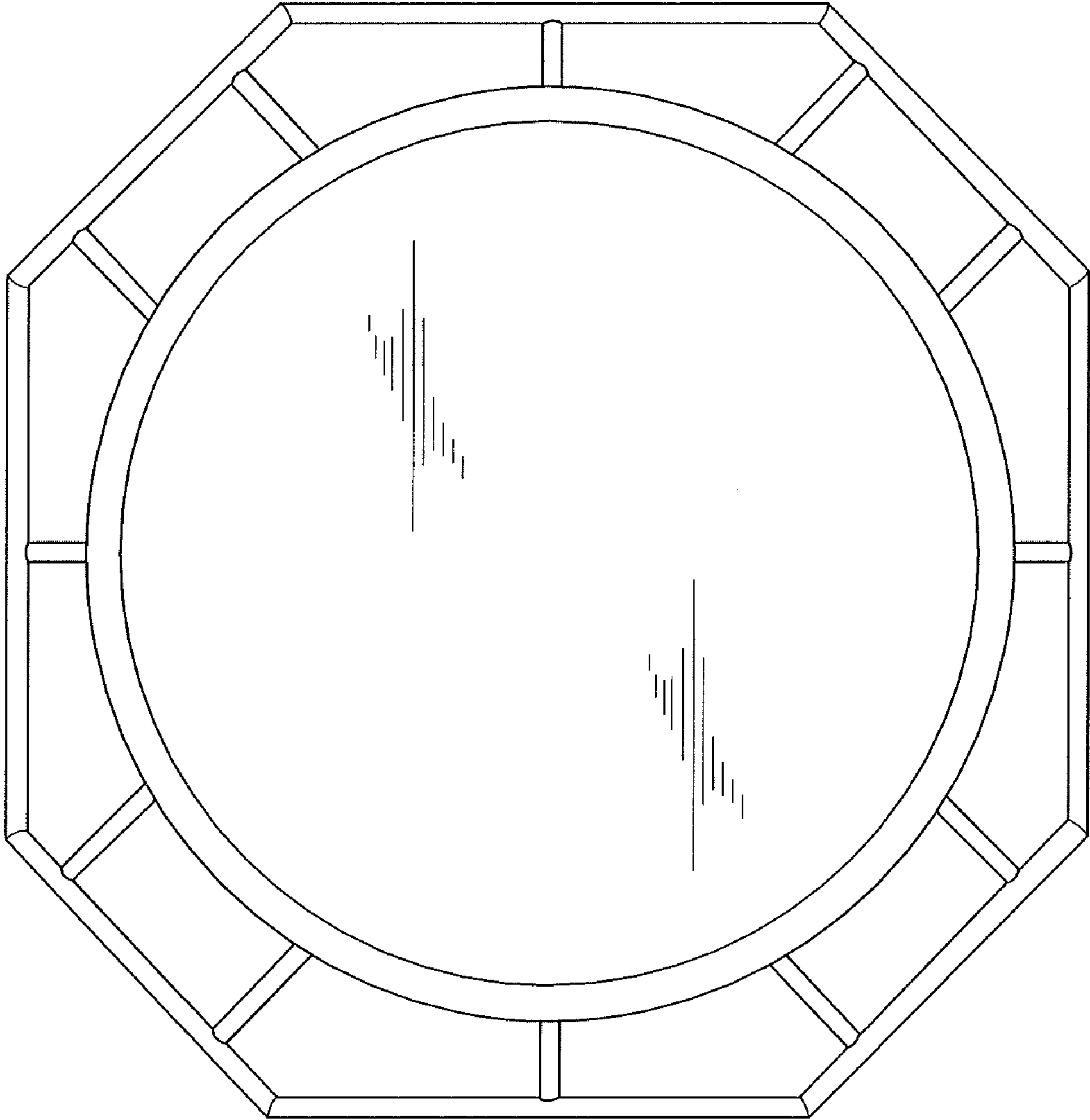


FIG. 5