



US00D650236S

(12) **United States Design Patent**
Schmidt

(10) **Patent No.:** **US D650,236 S**

(45) **Date of Patent:** **** Dec. 13, 2011**

(54) **BEVERAGE MUG**

(76) Inventor: **Robert A Schmidt**, Valrico, FL (US)

(**) Term: **14 Years**

(21) Appl. No.: **29/349,694**

(22) Filed: **Apr. 26, 2010**

(51) **LOC (9) Cl.** **07-01**

(52) **U.S. Cl.** **D7/536; D7/533**

(58) **Field of Classification Search** D7/536,
D7/533, 523, 507, 509; 215/13.1; 220/713;
62/457.4

See application file for complete search history.

(56) **References Cited**

U.S. PATENT DOCUMENTS

D23,023	S	*	1/1894	Dodge	D27/195
D232,010	S	*	7/1974	Steinmann	D7/533
D283,772	S	*	5/1986	Vail	D7/536
4,618,066	A	*	10/1986	Vail	215/13.1
5,001,907	A	*	3/1991	LaCroix et al.	62/457.4
D370,156	S	*	5/1996	Feltman et al.	D7/536

D403,399	S	*	12/1998	Montgomery et al.	D24/120
D420,550	S	*	2/2000	Elshof	D7/510
D438,429	S	*	3/2001	Otake	D7/510
D502,056	S	*	2/2005	Bakti	D7/507
D620,314	S	*	7/2010	Dorsey et al.	D7/507
2002/0170917	A1	*	11/2002	Gallo, Jr.	220/592.17

* cited by examiner

Primary Examiner — Marianne Pandozzi

(57) **CLAIM**

The ornamental design for a beverage mug, as shown and described.

DESCRIPTION

FIG. 1 is an isometric view of a beverage mug showing my new design;

FIG. 2 is a top plan view thereof;


FIG. 3 is a front elevational view thereof;

FIG. 4 is a bottom plan view with cap installed thereof;

FIG. 5 is a front elevational view with the cap removed thereof; and,

FIG. 6 is a bottom plan view with the cap removed thereof.

1 Claim, 2 Drawing Sheets






Fig. 1




Fig. 2



Fig. 3




Fig. 4.



Fig. 5.




Fig. 6