



US00D650213S

(12) **United States Design Patent**
Ogawa

(10) **Patent No.:** **US D650,213 S**

(45) **Date of Patent:** **** Dec. 13, 2011**

(54) **CUSHION**

(75) Inventor: **Kaname Ogawa**, Kyoto (JP)

(73) Assignee: **Kaji Corporation**, Shimane (JP)

(**) Term: **14 Years**

(21) Appl. No.: **29/384,646**

(22) Filed: **Feb. 2, 2011**

(30) **Foreign Application Priority Data**

Aug. 27, 2010 (JP) 2010-020775

(51) **LOC (9) Cl.** **06-09**

(52) **U.S. Cl.** **D6/598; D21/606**

(58) **Field of Classification Search** D6/595,
D6/596, 601, 597, 598; 5/417-420, 636,
5/638, 646, 647, 652, 652.1, 653, 655, 655.9,
5/656, 690, 907; D21/606

See application file for complete search history.

(56) **References Cited**

U.S. PATENT DOCUMENTS

D153,979 S * 5/1949 Ranahan D21/606
D238,906 S * 2/1976 Cone D24/198
D253,543 S * 11/1979 Ferguson D21/522

D326,297 S * 5/1992 Noshiro D21/531
D377,880 S * 2/1997 Oyama, Jr. D6/601
D627,585 S * 11/2010 Holdridge D6/598

* cited by examiner

Primary Examiner — Janice Seeger

(74) *Attorney, Agent, or Firm* — Cozen O'Connor

(57) **CLAIM**

I claim the ornamental design for a cushion, as shown and described.

DESCRIPTION

FIG. 1 illustrates the top view of a cushion of the present invention;

FIG. 2 illustrates the right side view of a cushion of the present invention;

FIG. 3 illustrates the left side view of a cushion of the present invention;

FIG. 4 illustrates the front view of a cushion of the present invention;

FIG. 5 illustrates the back view of a cushion of the present invention;

FIG. 6 illustrates the bottom view of a cushion of the present invention; and,

FIG. 7 is a cross-sectional view taken along line 7-7 in FIG. 1.

1 Claim, 7 Drawing Sheets




FIG. 1



FIG. 2

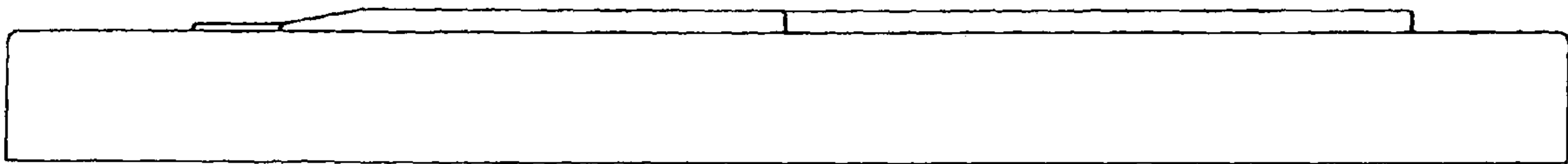


FIG. 3

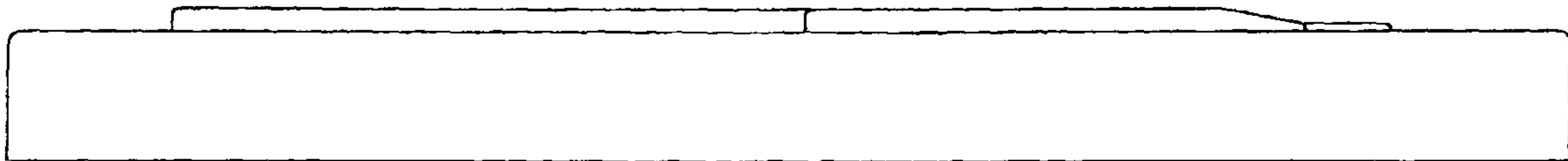


FIG. 4

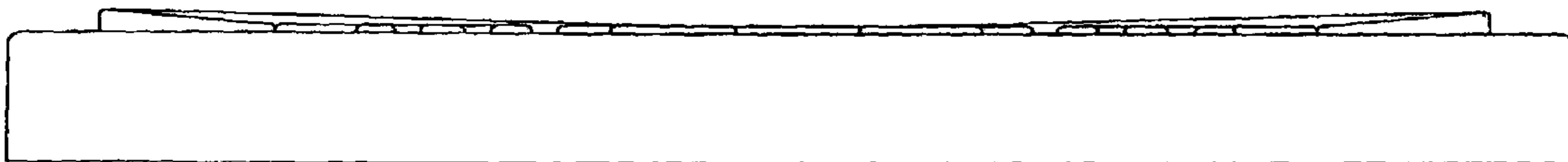


FIG. 5

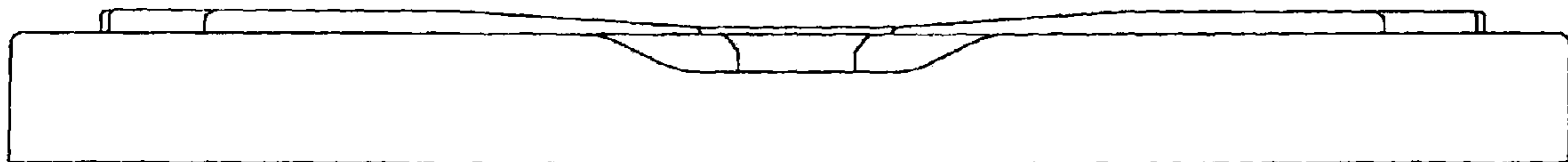


FIG. 6




FIG. 7

