



US00D650189S

(12) **United States Design Patent**
Nakaminami et al.

(10) **Patent No.:** **US D650,189 S**

(45) **Date of Patent:** **** Dec. 13, 2011**

(54) **VEHICLE SEAT**

(75) Inventors: **Daisuke Nakaminami**, Rolling Hills Estates, CA (US); **Fernando Antonio Montijo**, Aliso Viejo, CA (US)

(73) Assignee: **Honda Motor Co., Ltd.**, Tokyo (JP)

(**) Term: **14 Years**

(21) Appl. No.: **29/363,665**

(22) Filed: **Jun. 11, 2010**

(51) **LOC (9) Cl.** **06-01**

(52) **U.S. Cl.** **D6/356**

(58) **Field of Classification Search** D6/334-336,
D6/356, 367, 368, 374, 375, 381, 500-502;
297/232, 353, 344.1, 354.1, 391, 396, 452.21,
297/452.24, 452.25, 452.26, 452.29, 452.34,
297/452.35

See application file for complete search history.

(56) **References Cited**

U.S. PATENT DOCUMENTS

D536,188 S *	2/2007	Moburg	D6/356
D576,811 S *	9/2008	Wyszogrod et al.	D6/356
D578,315 S *	10/2008	Wyszogrod et al.	D6/356
D590,612 S *	4/2009	Zhang et al.	D6/356
D614,879 S *	5/2010	Higashida et al.	D6/356

* cited by examiner

Primary Examiner — Mimoso De

(74) *Attorney, Agent, or Firm* — Plumsea Law Group, LLC; Mark E. Duell

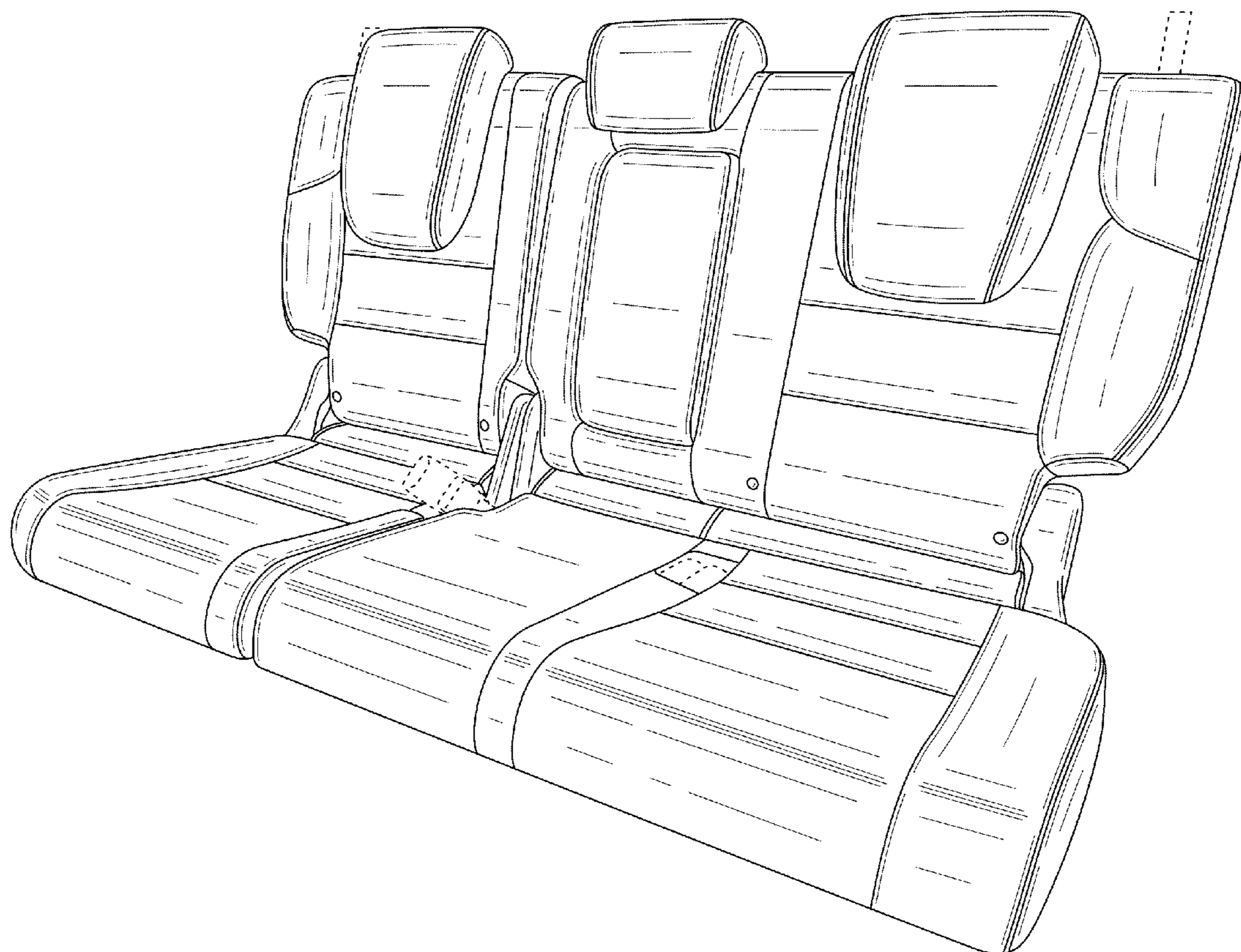
(57) **CLAIM**

The ornamental design for a vehicle seat, as shown and described.

DESCRIPTION

FIG. 1 is a perspective view of a vehicle seat showing our new design;
FIG. 2 is a front elevational view thereof;
FIG. 3 is a side view thereof; and,
FIG. 4 is a top plan view thereof.
The broken line showings of the remainder of the vehicle seat form no part of the claimed design.

1 Claim, 4 Drawing Sheets



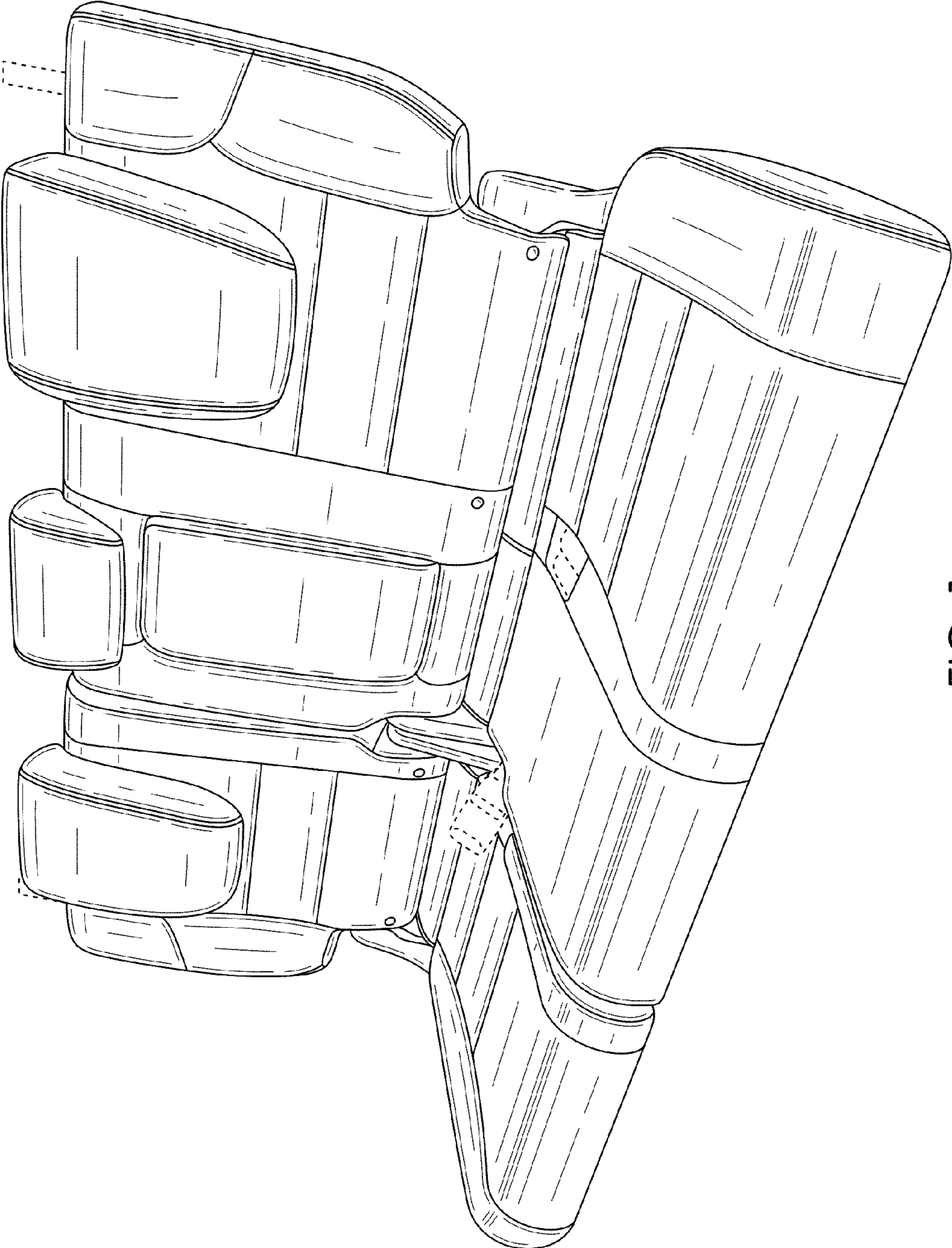


FIG. 1

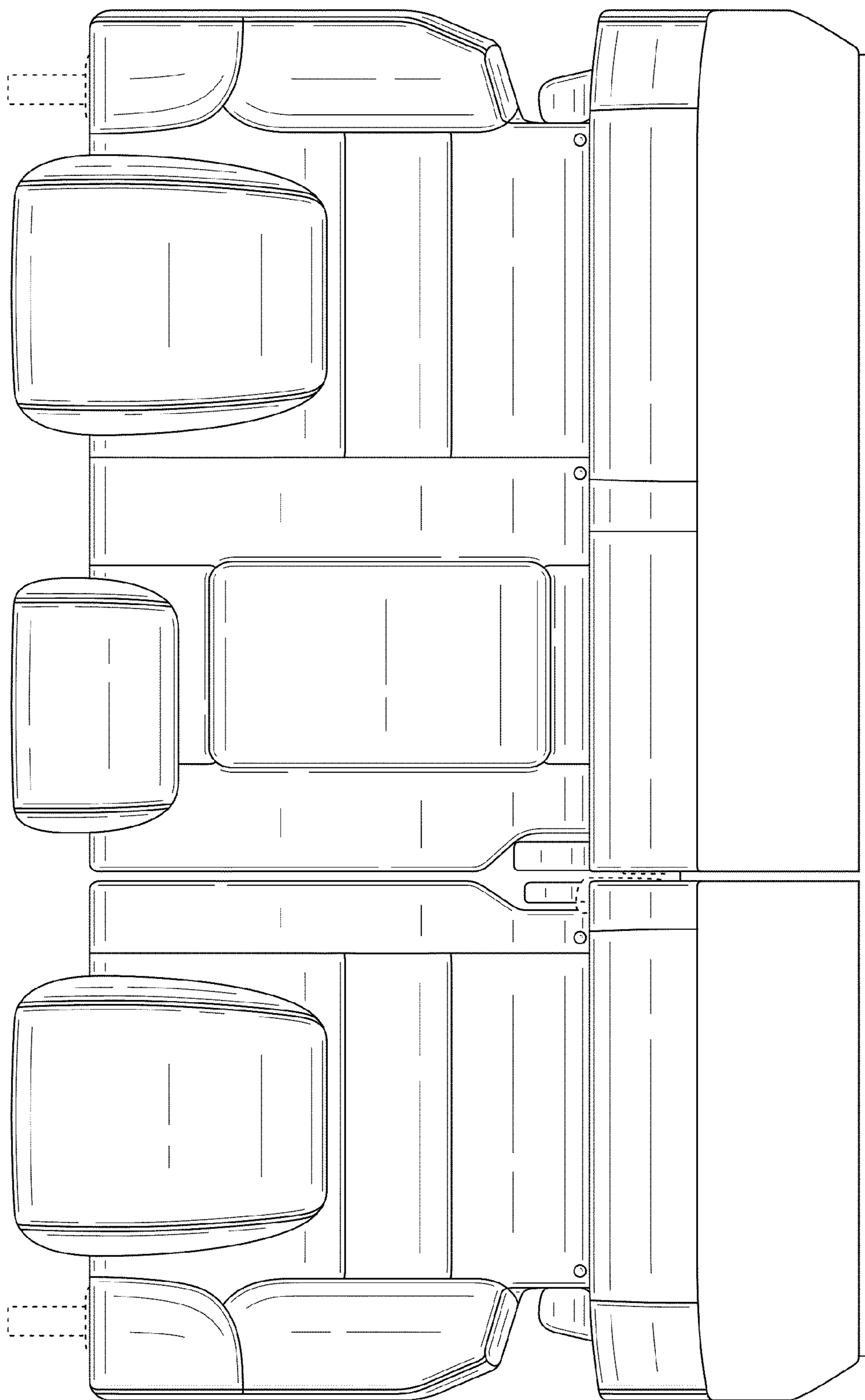


FIG. 2

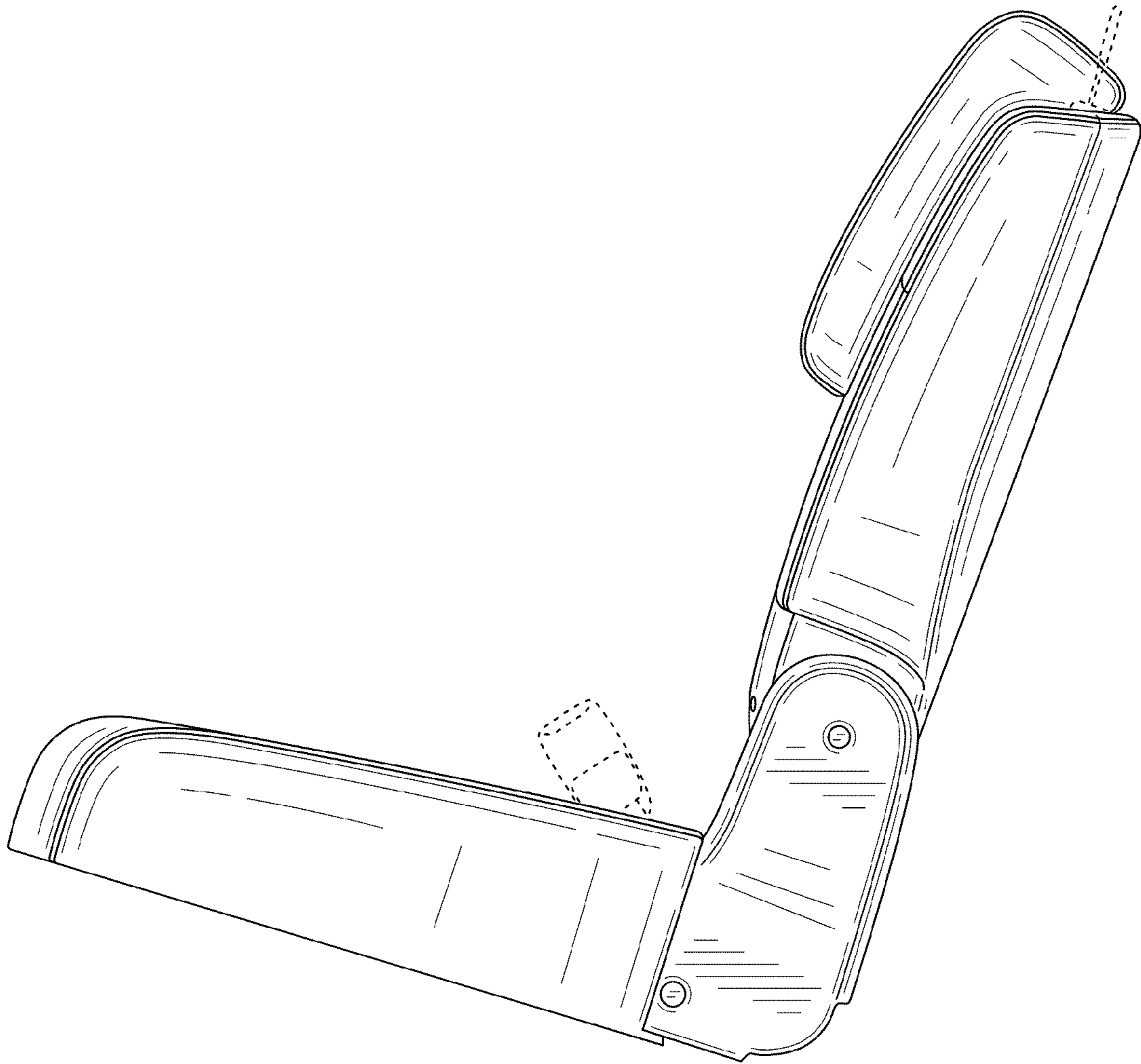


FIG. 3




FIG. 4