



US00D650183S

(12) **United States Design Patent**  
**Andersson**

(10) **Patent No.:** **US D650,183 S**

(45) **Date of Patent:** **\*\* Dec. 13, 2011**

(54) **CHAIR**

(75) Inventor: **Rutger Andersson, Varberg (SE)**

(73) Assignee: **W.K. Wu Products Inc., Taipei (TW)**

(\*\*) Term: **14 Years**

(21) Appl. No.: **29/381,928**

(22) Filed: **Dec. 27, 2010**

(51) **LOC (9) Cl.** ..... **06-01**

(52) **U.S. Cl.** ..... **D6/349**

(58) **Field of Classification Search** ..... D6/335,  
D6/336, 337, 338, 339, 349, 350, 351, 352,  
D6/353; 291/175, 451.2, 452.11, 452.12,  
291/461, 462; 5/12.1, 12.2

See application file for complete search history.

(56) **References Cited**

**U.S. PATENT DOCUMENTS**

D118,295 S \* 12/1939 Tropauer ..... D6/349  
3,536,359 A \* 10/1970 Paul ..... 297/462

D528,808 S \* 9/2006 Gehry ..... D6/349  
D532,618 S \* 11/2006 Mourgue ..... D6/352

\* cited by examiner

*Primary Examiner* — Sandra Snapp

(74) *Attorney, Agent, or Firm* — Muncy, Geissler, Olds & Lowe, PLLC

(57) **CLAIM**

The ornamental design for a chair, as shown.

**DESCRIPTION**

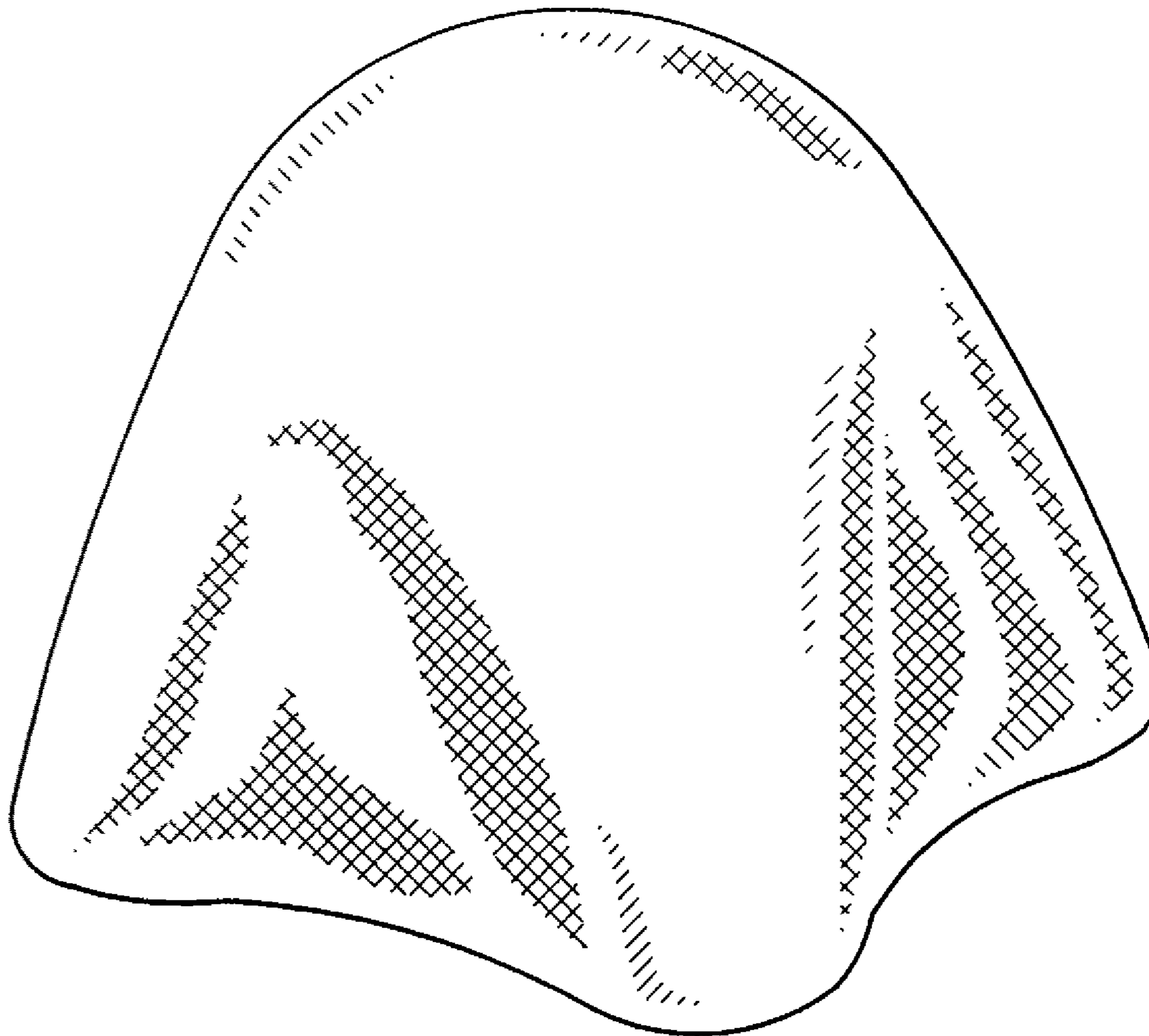
FIG. 1 is a perspective view of a chair showing my new design;

FIG. 2 is a top plan view thereof;

FIG. 3 is a front elevational, a rear elevational, a left side elevational, and a right side elevational view thereof; and,

FIG. 4 is a bottom plan view thereof.

**1 Claim, 2 Drawing Sheets**



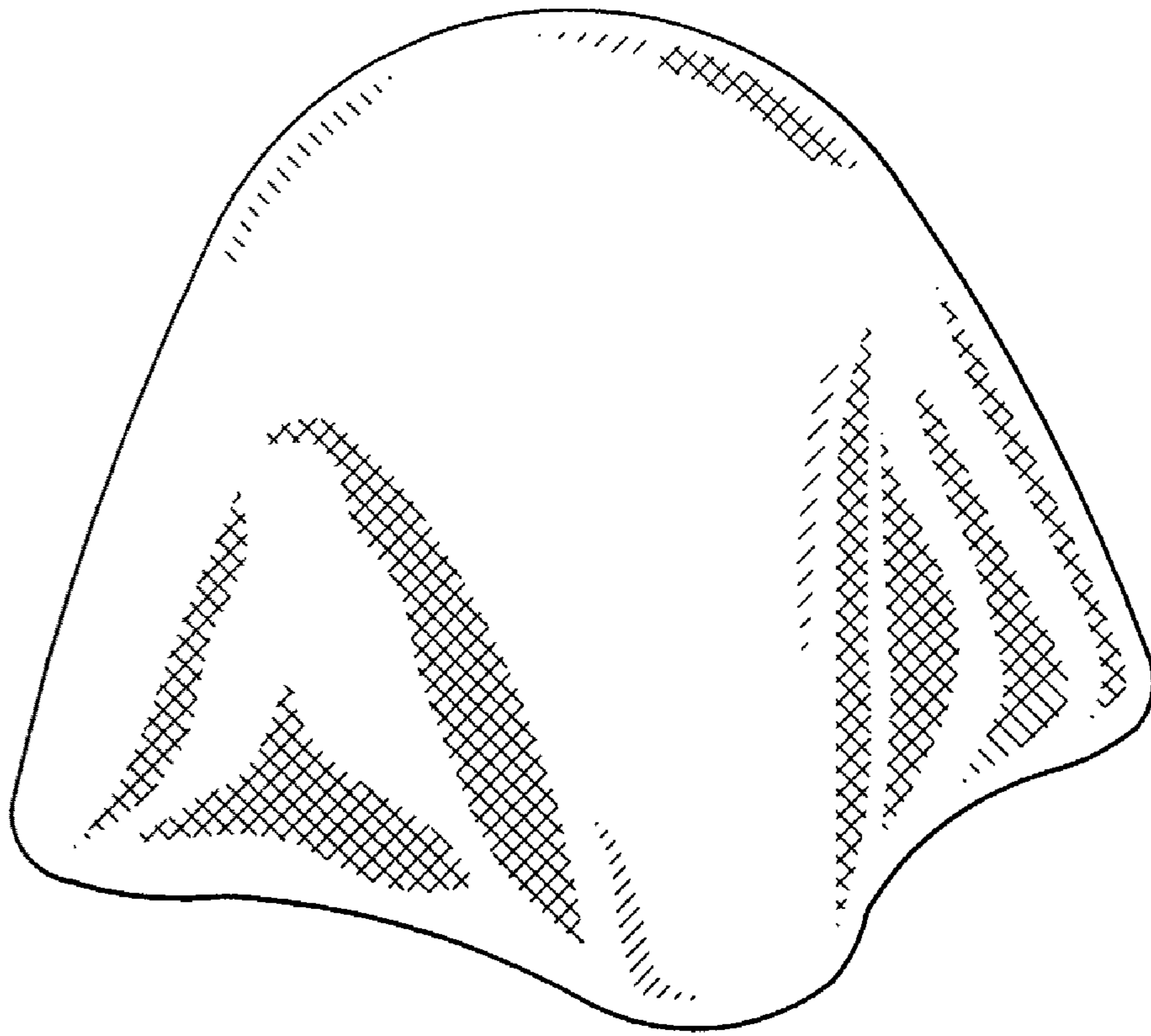


FIG. 1




FIG. 3

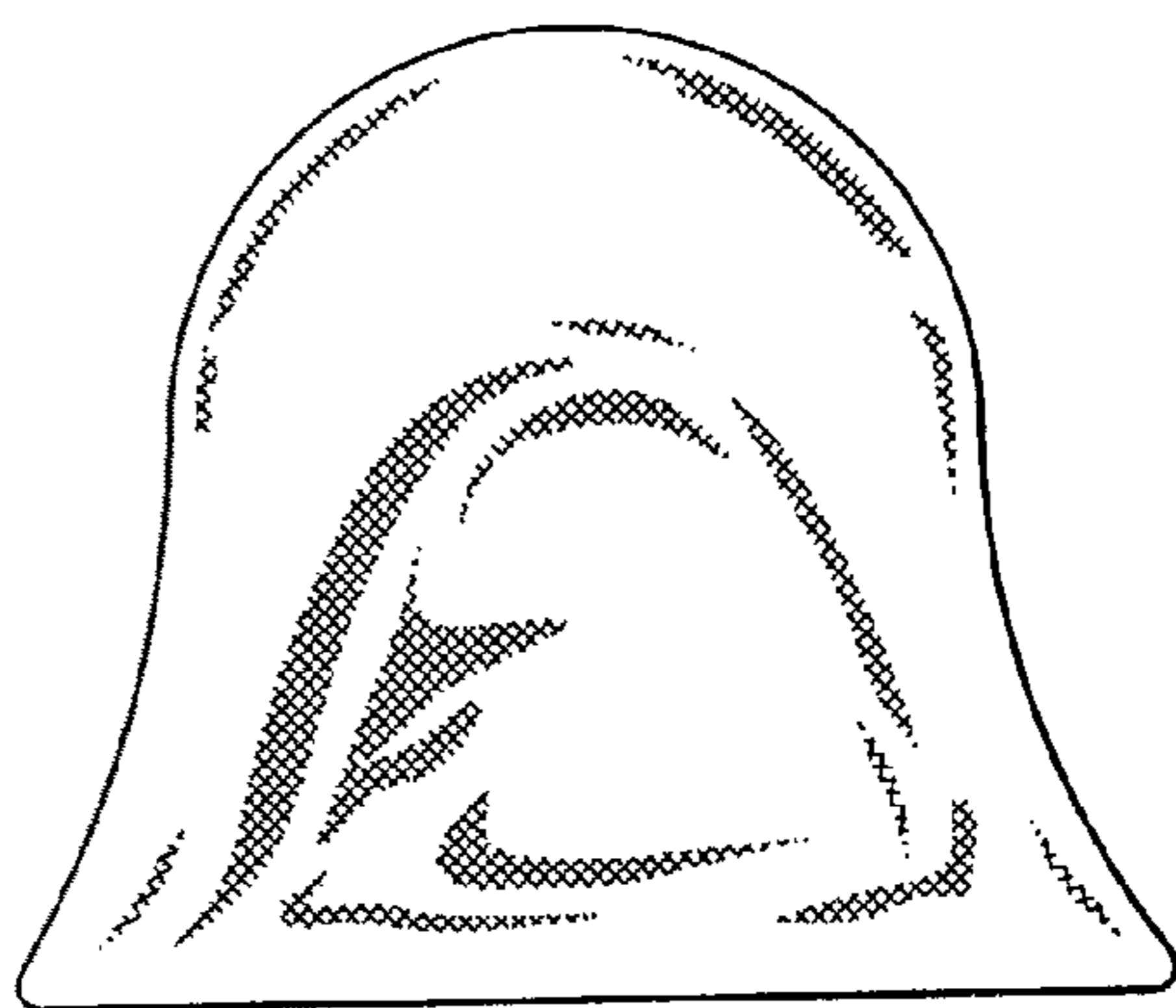


FIG. 2

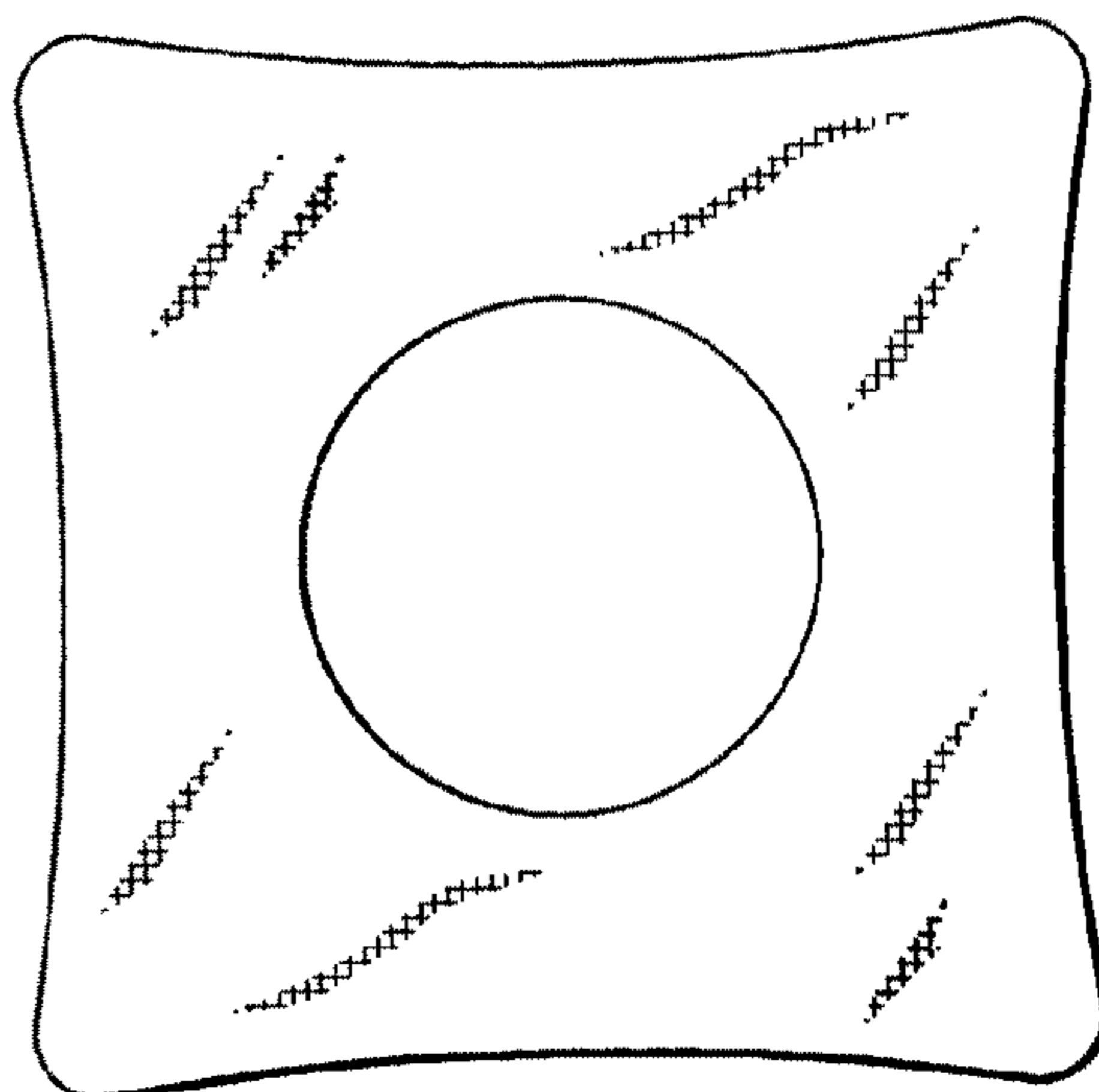


FIG. 4