



US00D650173S

(12) **United States Design Patent**  
**Lima et al.**

(10) **Patent No.:** **US D650,173 S**  
(45) **Date of Patent:** **\*\* Dec. 13, 2011**

(54) **TOOL CASE**

(75) Inventors: **Rodrigo S. B. Lima**, Tamarac, FL (US);  
**Glenn Robinson**, Parkland, FL (US)

(73) Assignee: **IBT Holdings, LLC**, Deerfield Beach,  
FL (US)

(\*\*) Term: **14 Years**

(21) Appl. No.: **29/373,262**

(22) Filed: **Mar. 24, 2011**

(51) **LOC (9) Cl.** ..... **03-01**

(52) **U.S. Cl.** ..... **D3/293; D3/294; D3/905**

(58) **Field of Classification Search** ..... **D3/273,**  
**D3/274, 276, 280–284, 286, 288, 291, 292,**  
**D3/294–295, 905, 298, 293; 206/349, 372–379,**  
**206/1.5; 220/523, 527; D9/423, 424; 211/70.6**  
See application file for complete search history.

(56) **References Cited**

**U.S. PATENT DOCUMENTS**

D400,010 S *	10/1998	Vasudeva	.....	D3/276
D446,651 S *	8/2001	Liao	.....	D3/284
D474,340 S *	5/2003	Vasudeva	.....	D3/282
D478,725 S *	8/2003	Vasudeva et al.	.....	D3/282
D531,798 S *	11/2006	Ringo	.....	D3/273

D539,035 S *	3/2007	Chen	.....	D3/281
D613,944 S *	4/2010	Molina	.....	D3/294
D617,557 S *	6/2010	Molina et al.	.....	D3/282
D640,058 S *	6/2011	Molina	.....	D3/294
2006/0201833 A1 *	9/2006	Chen	.....	206/349

\* cited by examiner

*Primary Examiner* — Jennifer Rivard

(74) *Attorney, Agent, or Firm* — Dan M. DeLaRosa

(57) **CLAIM**

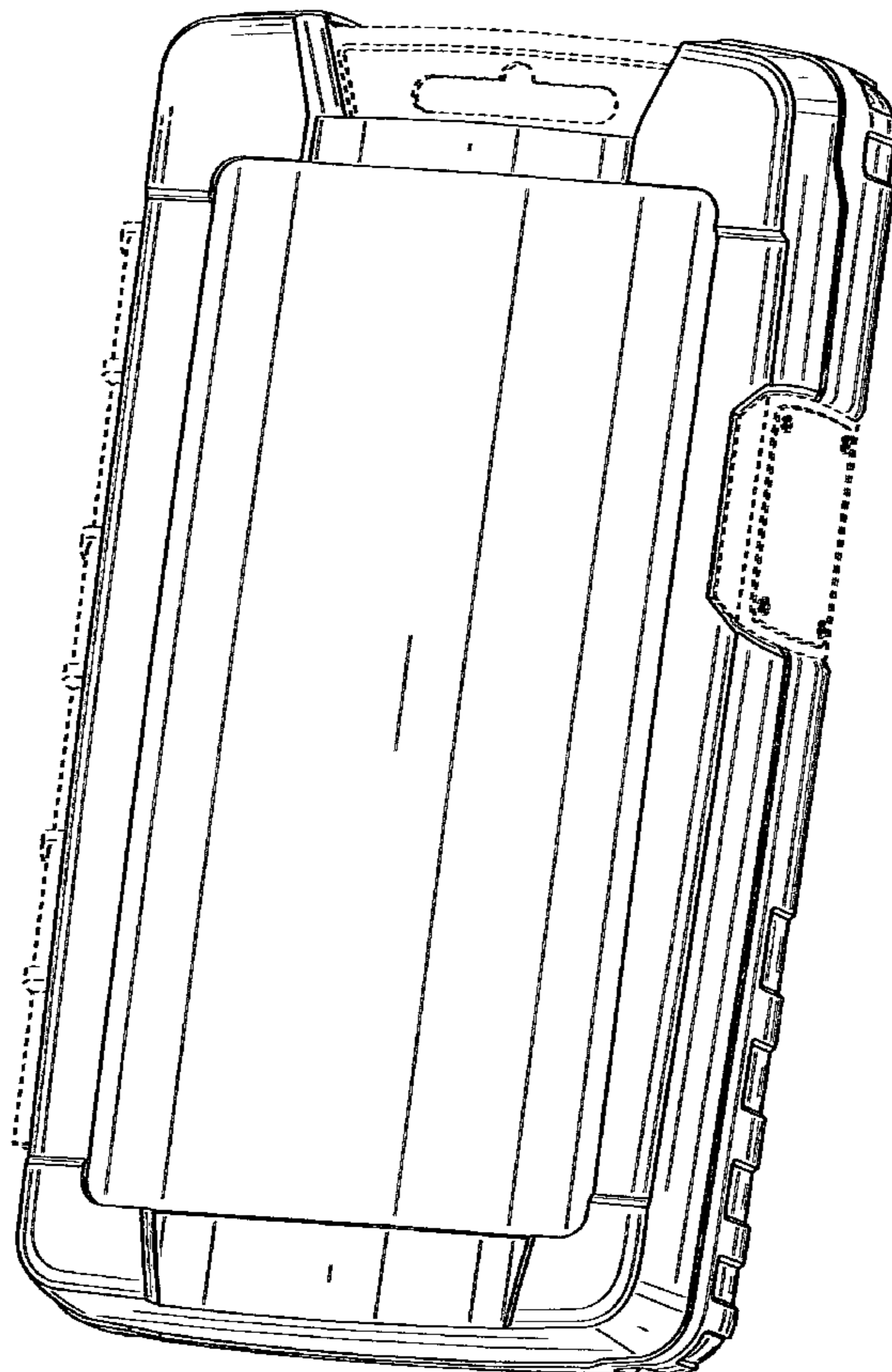
The ornamental design for a tool case, as shown and described.

**DESCRIPTION**

FIG. 1 is a front perspective view of the tool case of the present invention showing my new design; FIG. 2 is a front side elevational view thereof; FIG. 3 is a back side elevational view thereof; FIG. 4 is a side elevational view thereof; FIG. 5 is another side elevational view thereof; FIG. 6 is a top plan view thereof; FIG. 7 is a bottom plan view thereof; and, FIG. 8 is a rear perspective view thereof.

The broken lines shown in the drawings illustrate portions of the article and form no part of the claimed design.

**1 Claim, 6 Drawing Sheets**



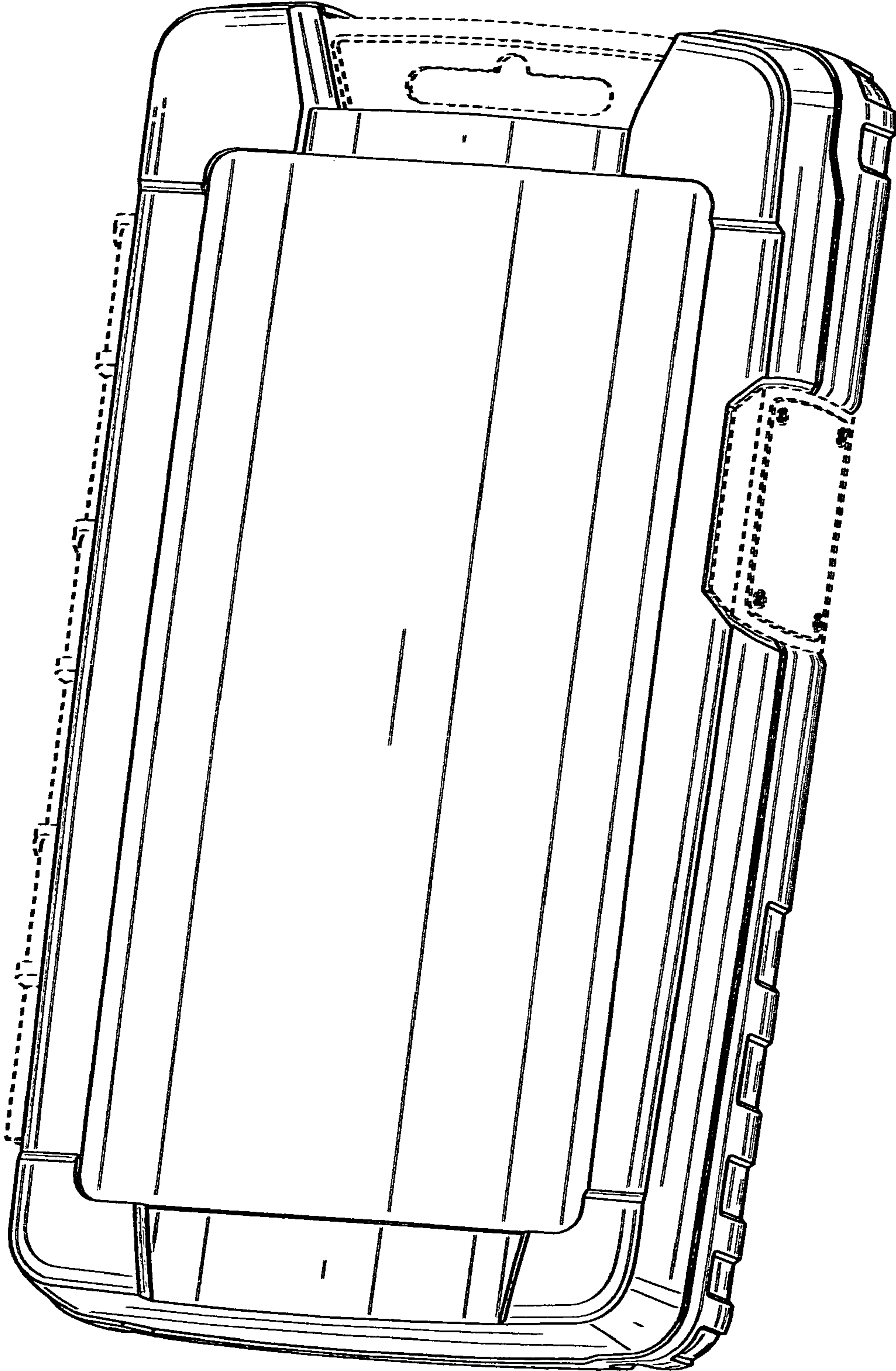


FIG. 1

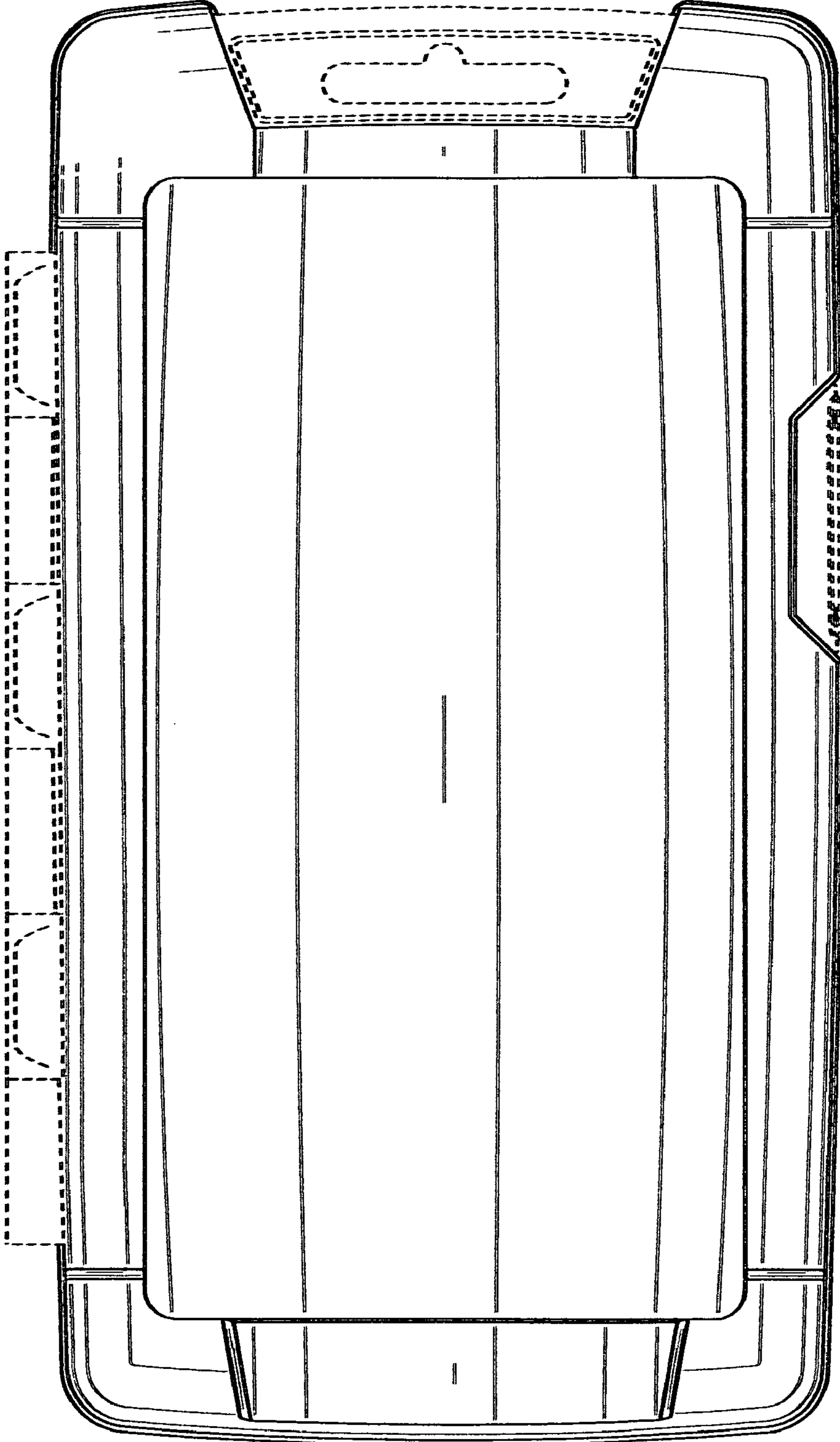


FIG. 2




FIG. 3

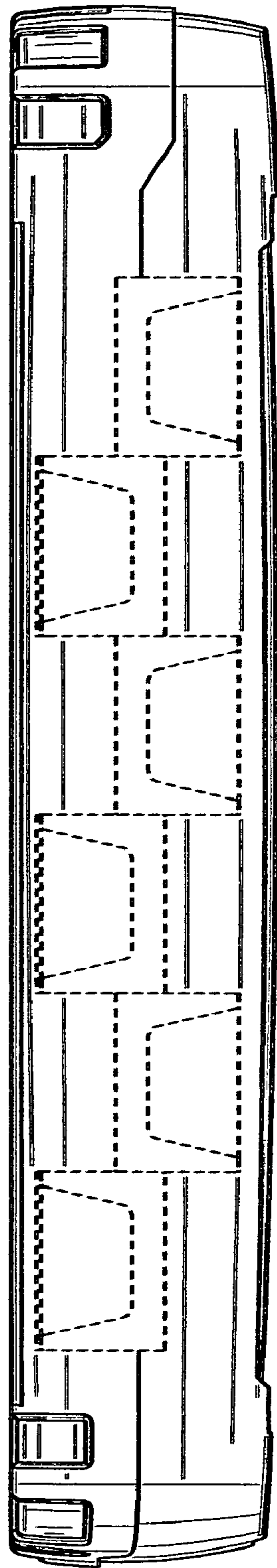


FIG. 4




FIG. 5

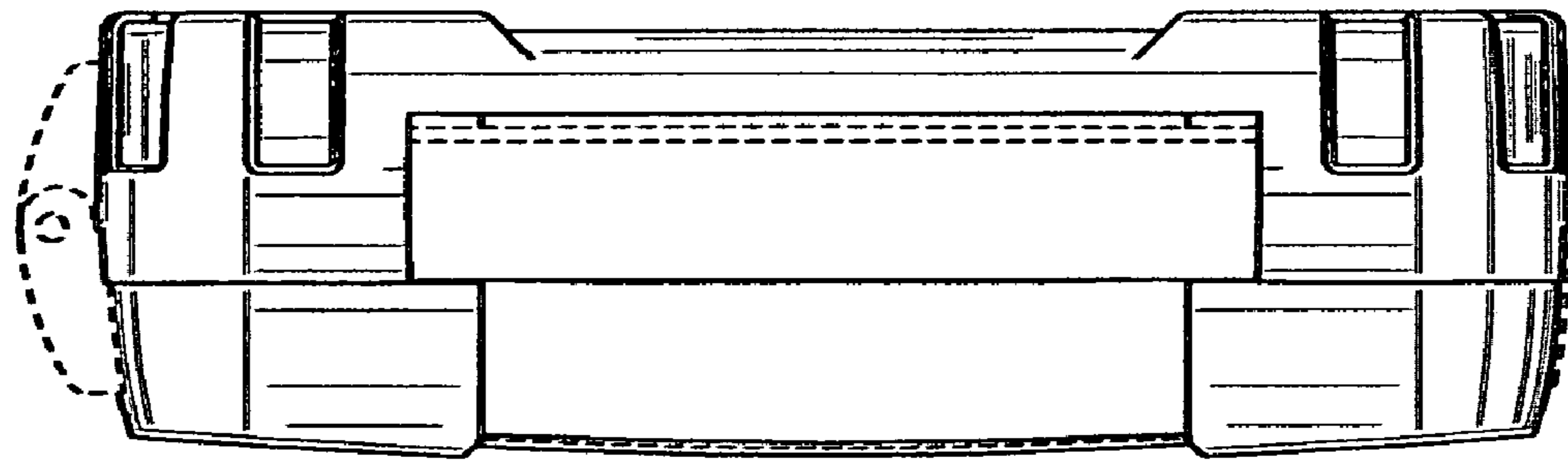


FIG. 6

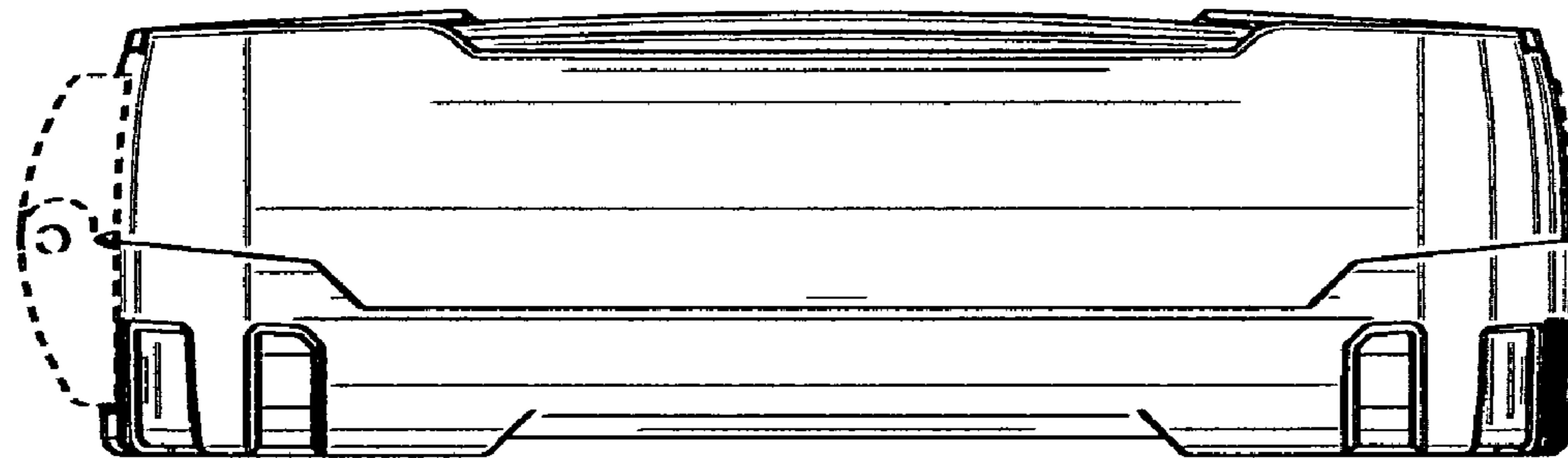


FIG. 7

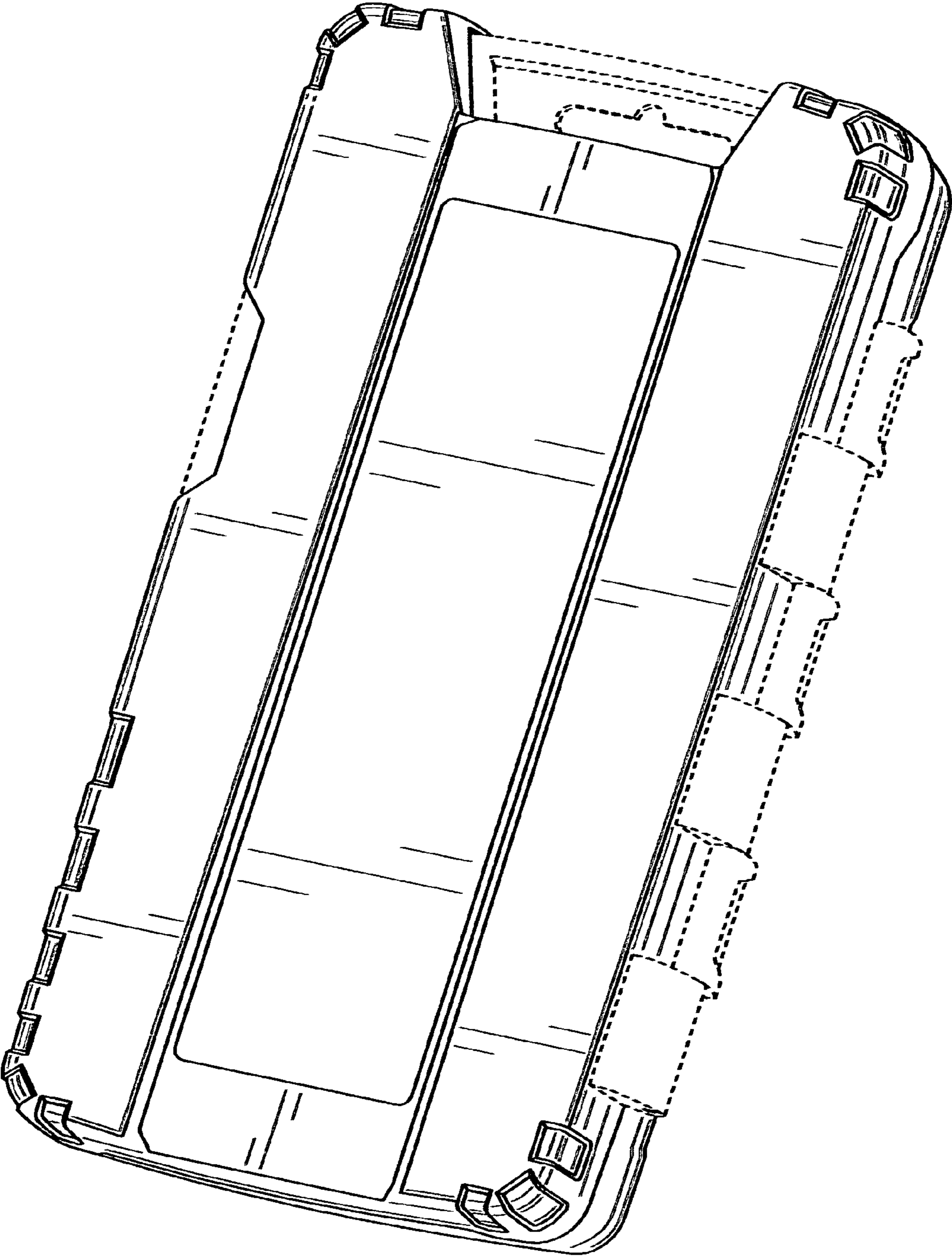


FIG. 8