



US00D650167S

(12) **United States Design Patent**  
**Goldwasser et al.**

(10) **Patent No.:** **US D650,167 S**  
(45) **Date of Patent:** **\*\* Dec. 13, 2011**

(54) **DECORATIVE CANE COVER**

**DESCRIPTION**

(76) Inventors: **Pam Goldwasser**, Los Angeles, CA (US); **Rhonda Robinson**, Indianapolis, IN (US)

(\*\*) Term: **14 Years**

(21) Appl. No.: **29/368,399**

(22) Filed: **Aug. 23, 2010**

(51) **LOC (9) Cl.** ..... **03-03**

(52) **U.S. Cl.** ..... **D3/10**

(58) **Field of Classification Search** ..... D3/5-17;  
135/65, 67, 76, 86, DIG. 10, DIG. 11  
See application file for complete search history.

(56) **References Cited**

**U.S. PATENT DOCUMENTS**

242,152 A *	5/1881	Pratt	.....	135/65
D256,681 S *	9/1980	Green	.....	D11/121
D259,371 S *	6/1981	Boehm	.....	D3/7

\* cited by examiner

*Primary Examiner* — T. Chase Nelson

*Assistant Examiner* — Ania Aman

(74) *Attorney, Agent, or Firm* — Kelly Lowry & Kelley, LLP

(57) **CLAIM**

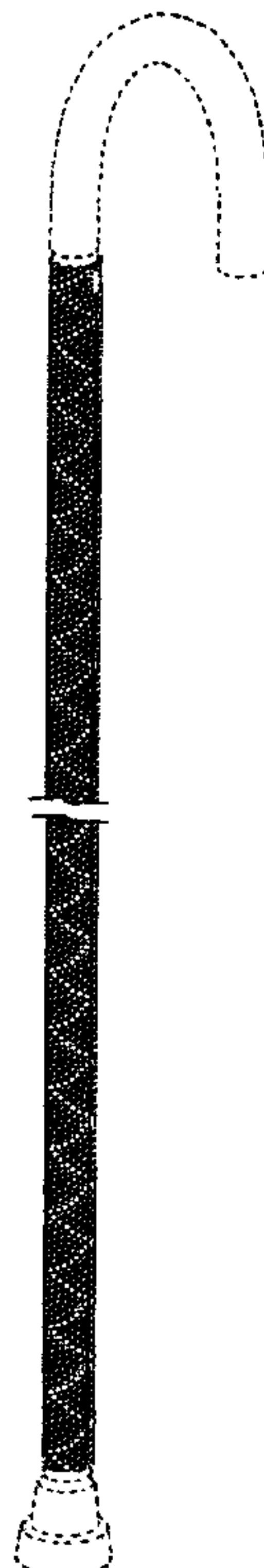
The ornamental design for a decorative cane cover, as shown and described.

FIG. 1 is a perspective view illustrating the decorative cane cover as it appears on a cane;  
 FIG. 2 is a front perspective view of the decorative cane cover of the present invention;  
 FIG. 3 is a rear perspective view of the decorative cane cover of the present invention;  
 FIG. 4 is a front elevational view of the decorative cane cover of the present invention;  
 FIG. 5 is a rear elevational view of the decorative cane cover of the present invention;  
 FIG. 6 is a left side view of the decorative cane cover of the present invention, the right side view being a mirror image thereof;  
 FIG. 7 is a top view of the decorative cane cover of the present invention;  
 FIG. 8 is a close-up view of the decorative cane cover of the present invention taken at line 8 of FIG. 5;  
 FIG. 9 is a close-up view of the decorative cane cover of the present invention taken at line 9 of FIG. 4; and,  
 FIG. 10 is a bottom view of the decorative cane cover of the present invention.

The shaded circles in FIGS. 1-6 and 8-9 depict light-colored and dark colored beads applied to the surface of the decorative cane cover in the pattern illustrated. The broken line showing of the decorative cane cover is for the purpose of illustrating environmental structure and forms no part of the claimed design.

The design is shown broken away in FIGS. 1-6 in order to indicate that a specific length of decorative cane cover forms no part of the claimed design.

**1 Claim, 2 Drawing Sheets**



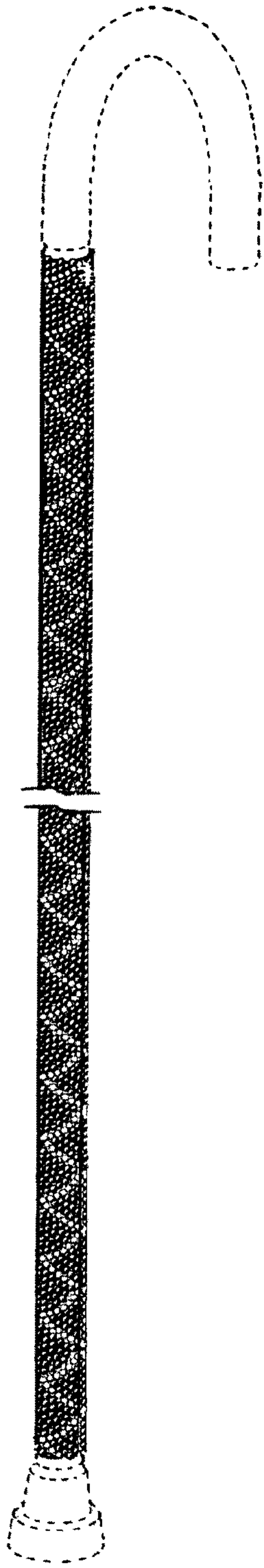


FIG. 1



FIG. 2



FIG. 3




FIG. 4

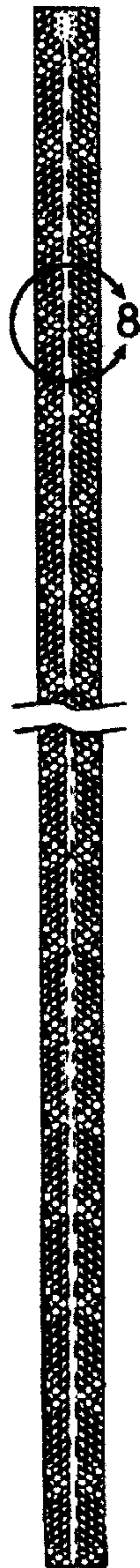


FIG. 5



FIG. 6

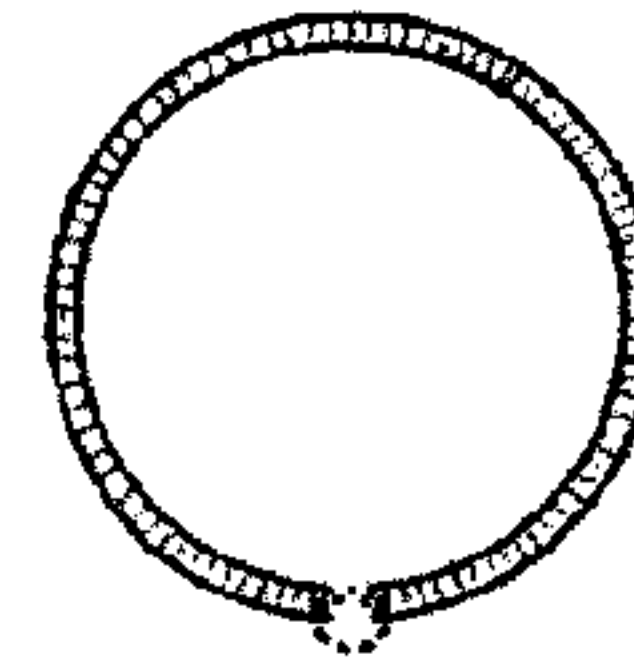


FIG. 7




FIG. 10

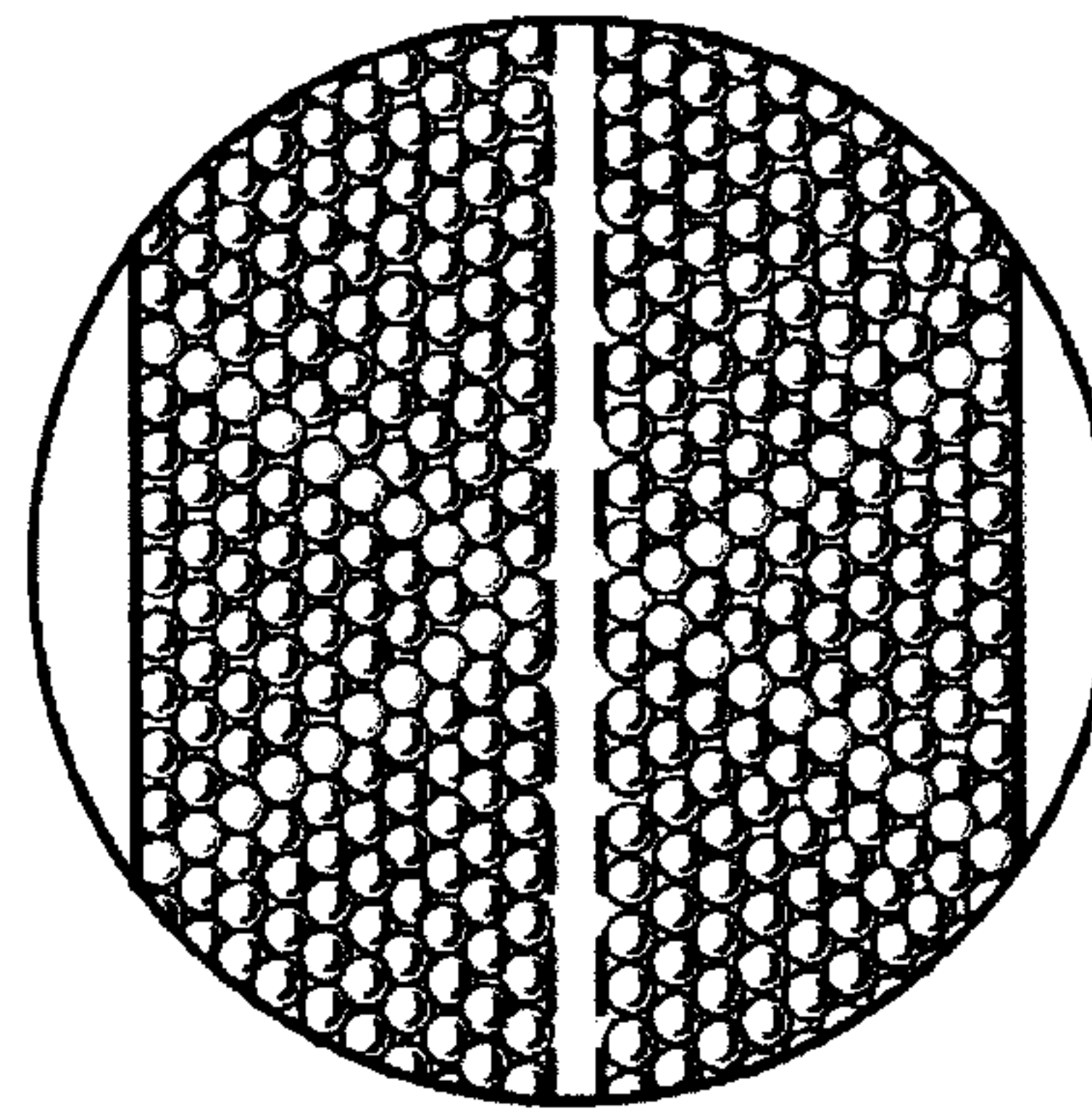


FIG. 8

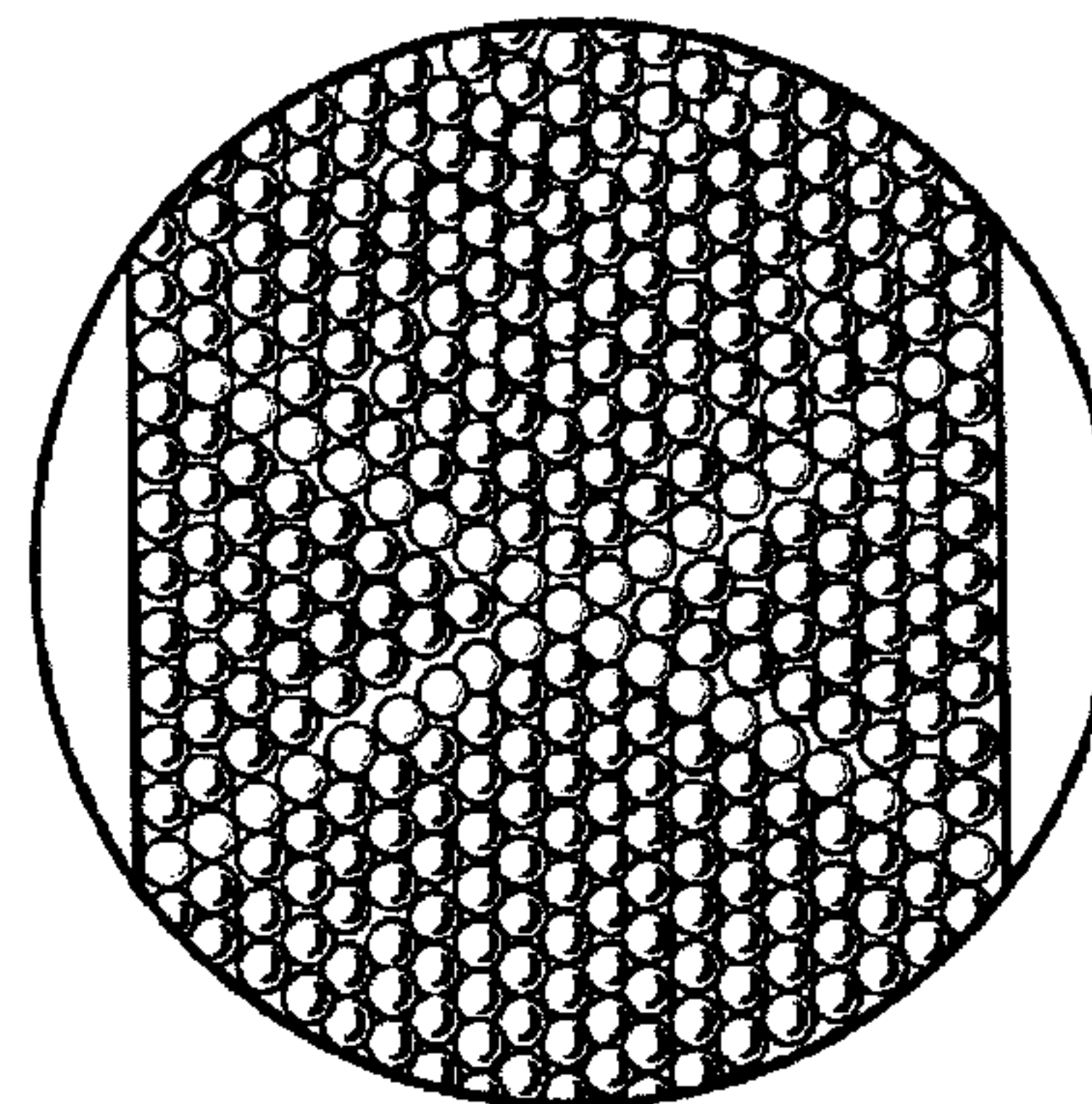


FIG. 9