



US00D650166S

(12) **United States Design Patent**
Stewart

(10) **Patent No.:** **US D650,166 S**

(45) **Date of Patent:** **** *Dec. 13, 2011**

(54) **SOCK COMPONENT**

(75) Inventor: **Brandi A. Stewart**, Greensboro, NC
(US)

(73) Assignee: **Goldtoemoretz, L.L.C.**, New York, NY
(US)

(**) Term: **14 Years**

(21) Appl. No.: **29/343,503**

(22) Filed: **Sep. 14, 2009**

Related U.S. Application Data

(62) Division of application No. 29/266,278, filed on Sep. 18, 2006, now Pat. No. Des. 601,336.

(51) **LOC (9) Cl.** **02-04**

(52) **U.S. Cl.** **D2/980**

(58) **Field of Classification Search** D2/901,
D2/980-994, 610-612; 2/239-242, 409,
2/45, 59; 66/185-187, 172 R, 178 R, 201

See application file for complete search history.

(56) **References Cited**

U.S. PATENT DOCUMENTS

3,678,514	A *	7/1972	Safrit	2/212
5,509,282	A *	4/1996	Ferrell, Jr.	66/188
6,415,448	B1 *	7/2002	Glogover	2/239
6,606,750	B2 *	8/2003	Solwey	2/239
6,978,643	B2 *	12/2005	Akers et al.	66/170
D554,849	S *	11/2007	Newson	D2/980

* cited by examiner

Primary Examiner — T. Chase Nelson

Assistant Examiner — Kathleen M Sims

(74) *Attorney, Agent, or Firm* — Cowan, Liebowitz & Latman, P.C.

(57) **CLAIM**

The ornamental design for the sock component, as shown and described.

DESCRIPTION

FIG. 1 is a front, top and left side perspective view of the sock component;

FIG. 2 is a rear, bottom and right side perspective view thereof; and,

FIG. 3 is a left side view thereof.

The broken lines in the Figures are for illustrative purposes only and form no part of the claimed design.

1 Claim, 1 Drawing Sheet

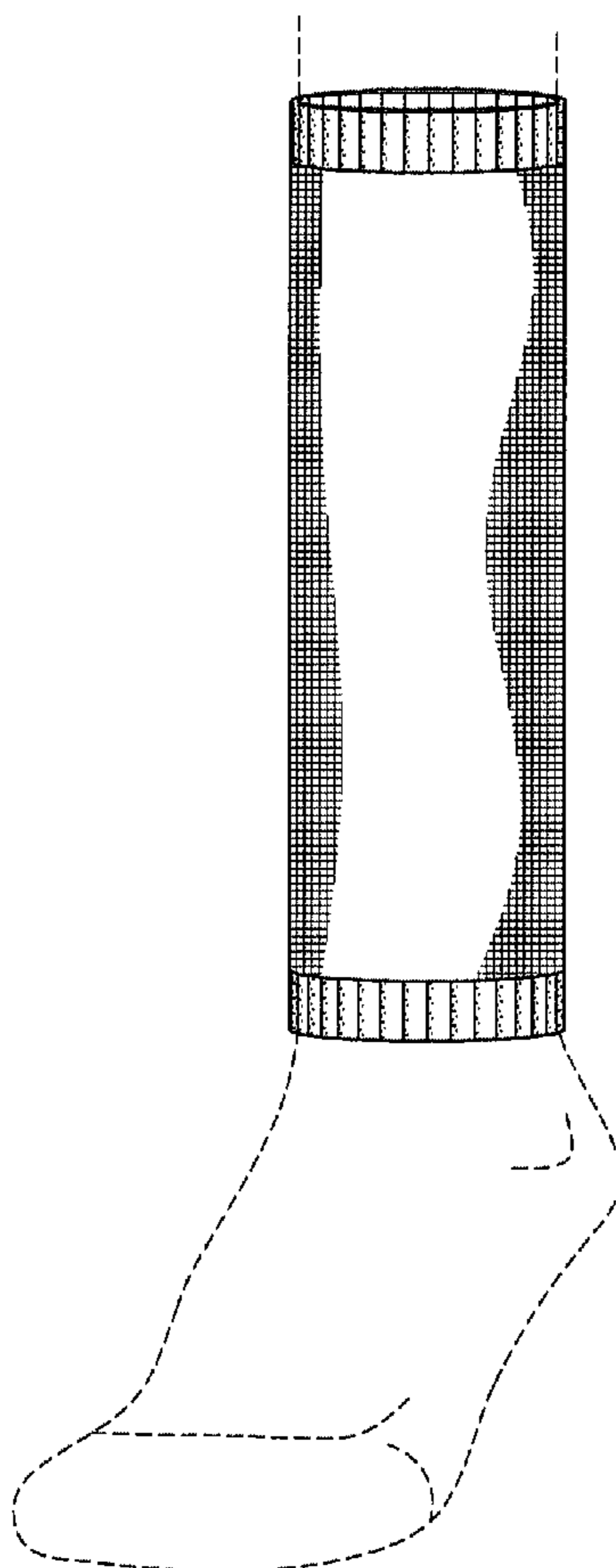


FIG. 1




FIG. 2

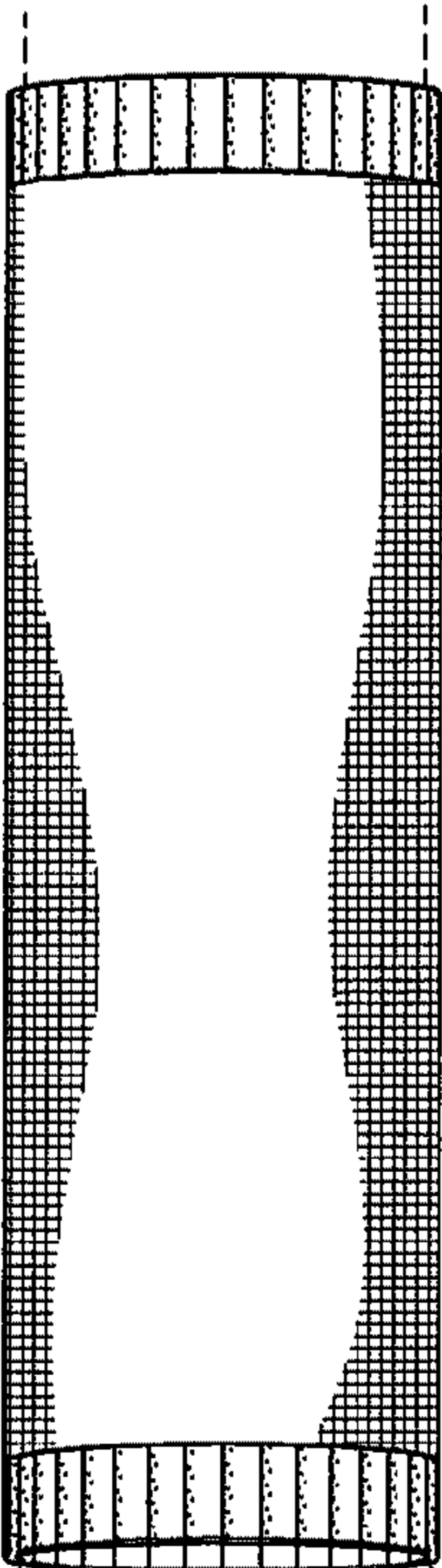


FIG. 3

