



US00D650155S

(12) **United States Design Patent**
Liow

(10) **Patent No.:** **US D650,155 S**
(45) **Date of Patent:** **** Dec. 13, 2011**

- (54) **SANDAL**
- (75) Inventor: **Peter Liow**, Torrance, CA (US)
- (73) Assignee: **Touchsport Footwear USA Inc.**,
Carson, CA (US)
- (**) Term: **14 Years**
- (21) Appl. No.: **29/384,014**
- (22) Filed: **Jan. 25, 2011**
- (51) **LOC (9) Cl.** **02-04**
- (52) **U.S. Cl.** **D2/916**
- (58) **Field of Classification Search** D02/897,
D02/898, 900, 916, 917, 946, 969, 972; 36/45,
36/50.1, 51, 83, 88, 113, 114, 8.1, 9 R, 11.5,
36/58.5
See application file for complete search history.

- D514,778 S * 2/2006 Berg et al. D2/916
- D558,958 S * 1/2008 Motomura D2/916
- D595,940 S * 7/2009 Feller et al. D2/916

* cited by examiner

Primary Examiner — Robert M Spear
Assistant Examiner — Rashida C McCoy

(74) *Attorney, Agent, or Firm* — Frommer Lawrence &
Haug LLP; Patrick R. Turner

(57) **CLAIM**
The ornamental design for sandal, as shown and described.

DESCRIPTION


FIG. 1 is a perspective view of a sandal made according to principles of the claimed design;
FIG. 2 is a side view of a sandal made according to principles of the claimed design;
FIG. 3 is a side view of a sandal made according to principles of the claimed design;
FIG. 4 is a front view of a sandal made according to principles of the claimed design;
FIG. 5 is a rear view of a sandal made according to principles of the claimed design;
FIG. 6 is a top view of a sandal made according to principles of the claimed design; and,
FIG. 7 is a bottom view of a sandal made according to principles of the claimed design.

(56) **References Cited**

U.S. PATENT DOCUMENTS

- D285,382 S * 9/1986 Schornstein et al. D2/916
- D403,493 S * 1/1999 McKinley D2/900
- D454,425 S * 3/2002 Boncutter D2/919
- D467,407 S * 12/2002 Berg et al. D2/916
- D470,304 S * 2/2003 Berg et al. D2/978
- D485,970 S * 2/2004 Magro D2/916
- D485,972 S * 2/2004 Magro D2/916

1 Claim, 2 Drawing Sheets






FIG. 1

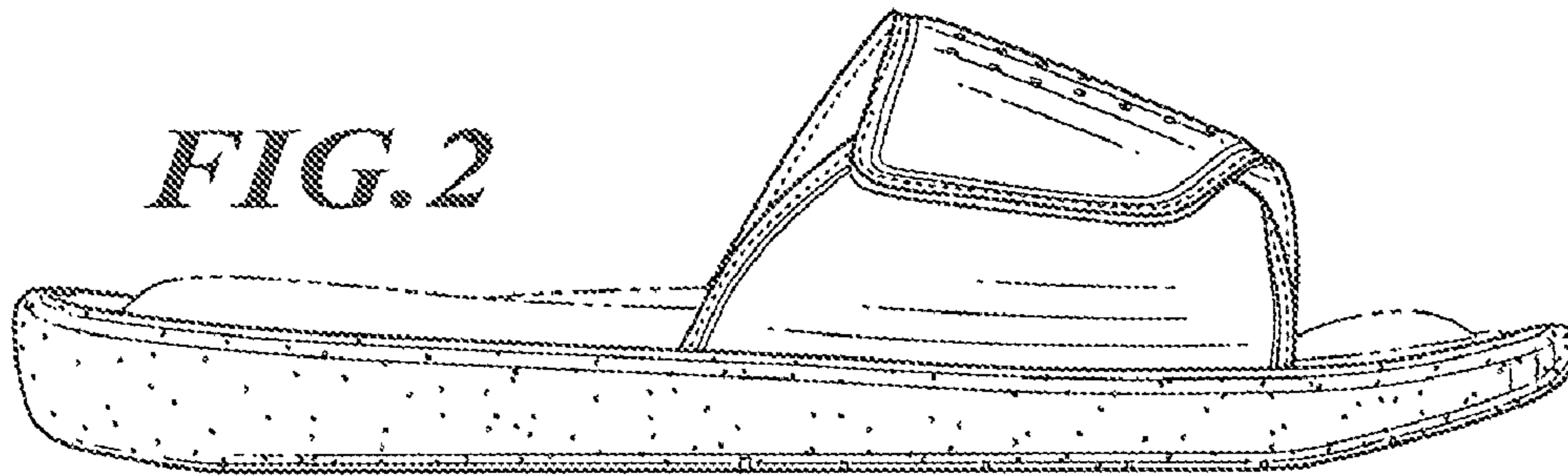


FIG. 2

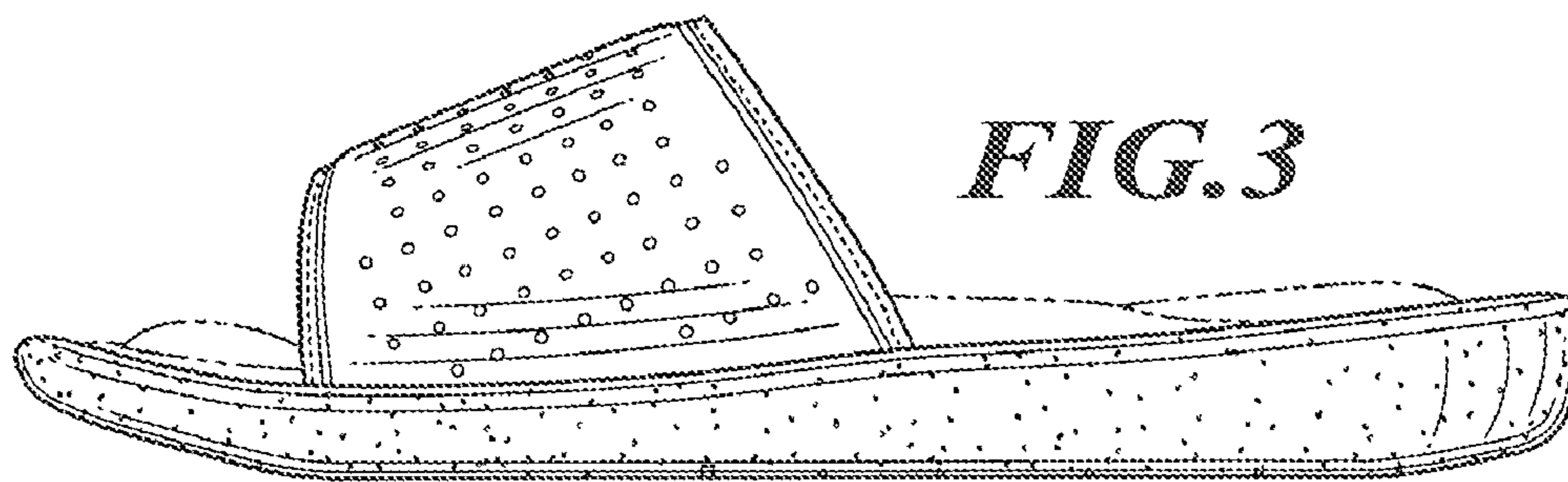


FIG. 3

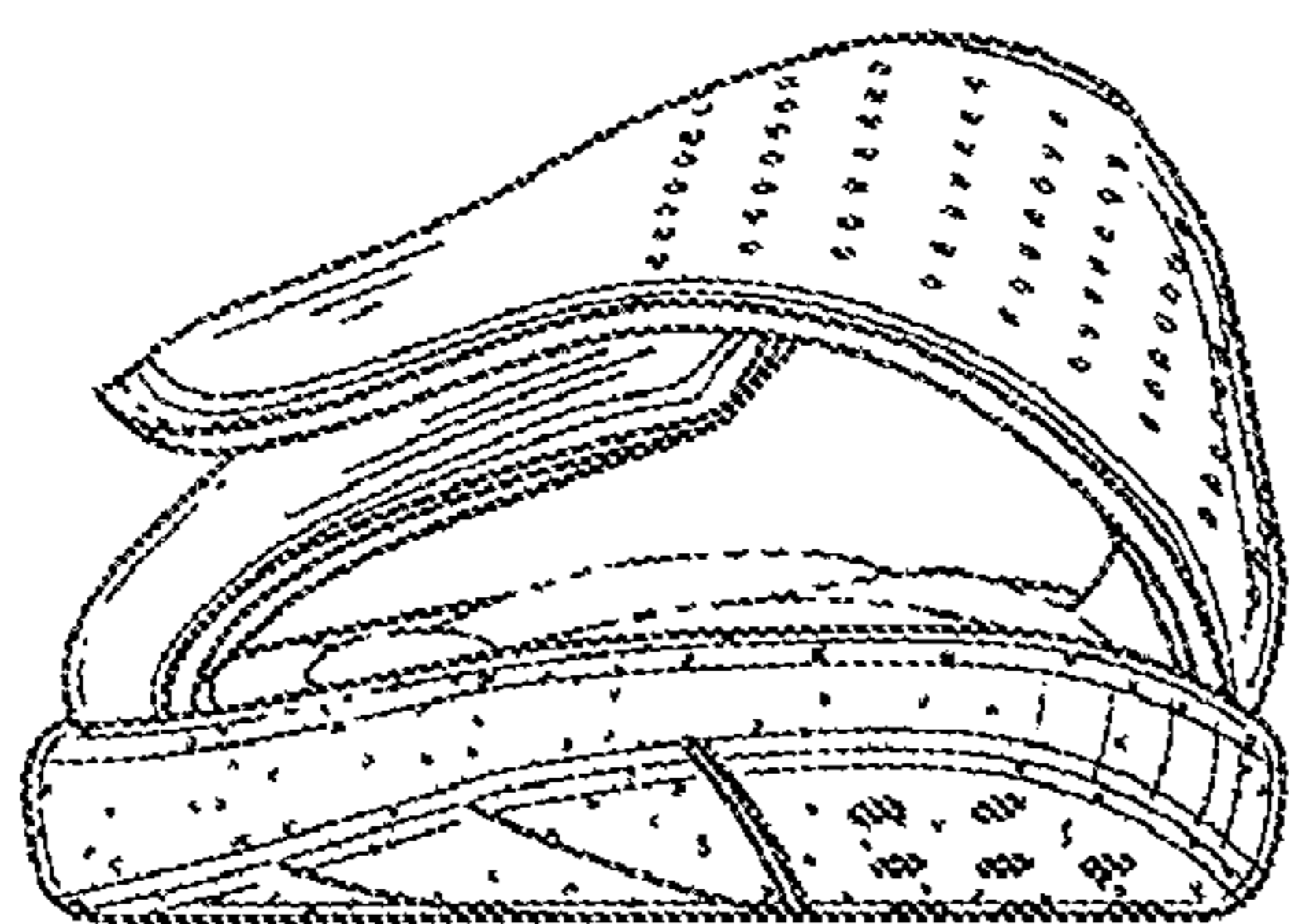


FIG. 4

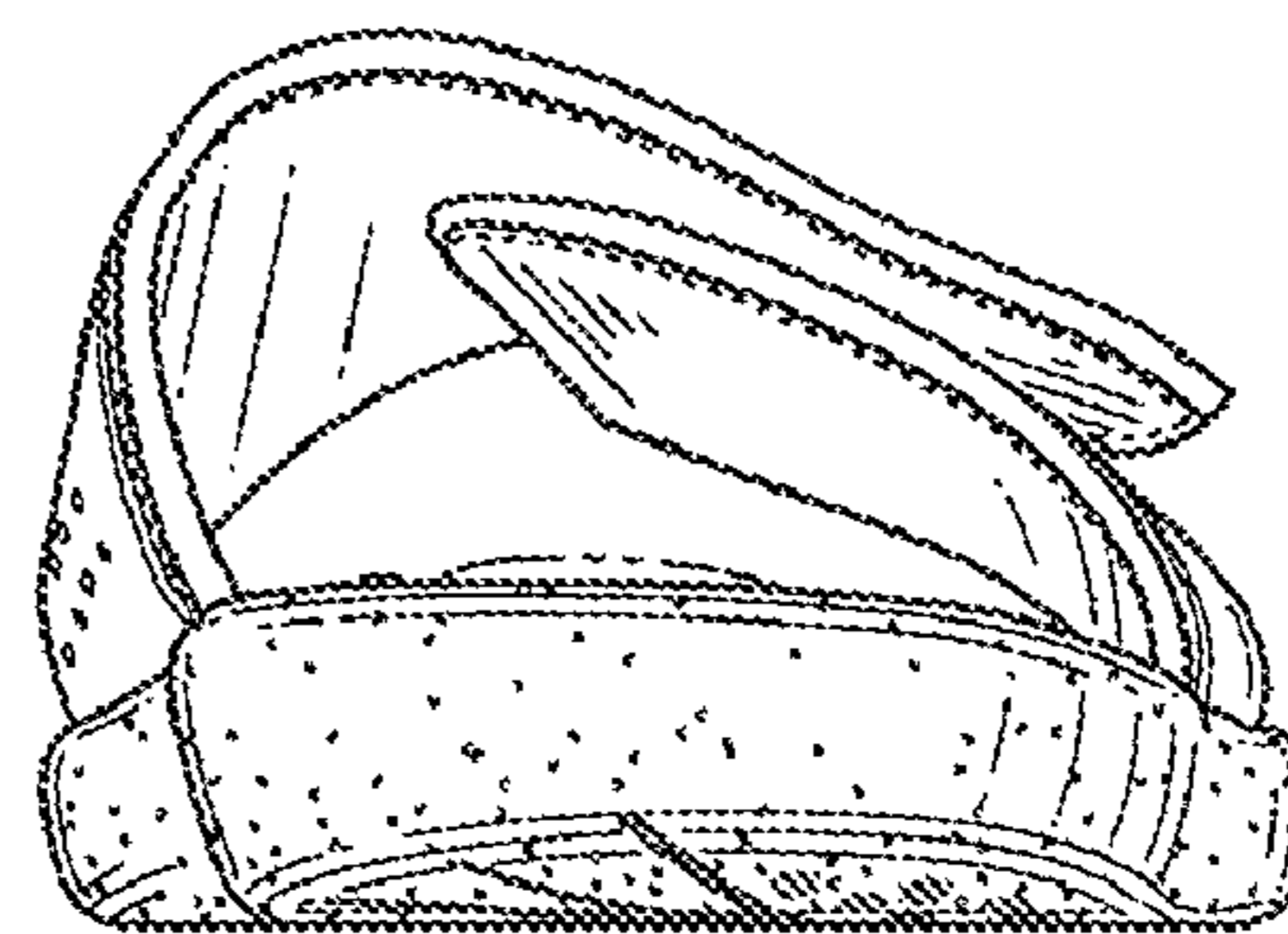


FIG. 5

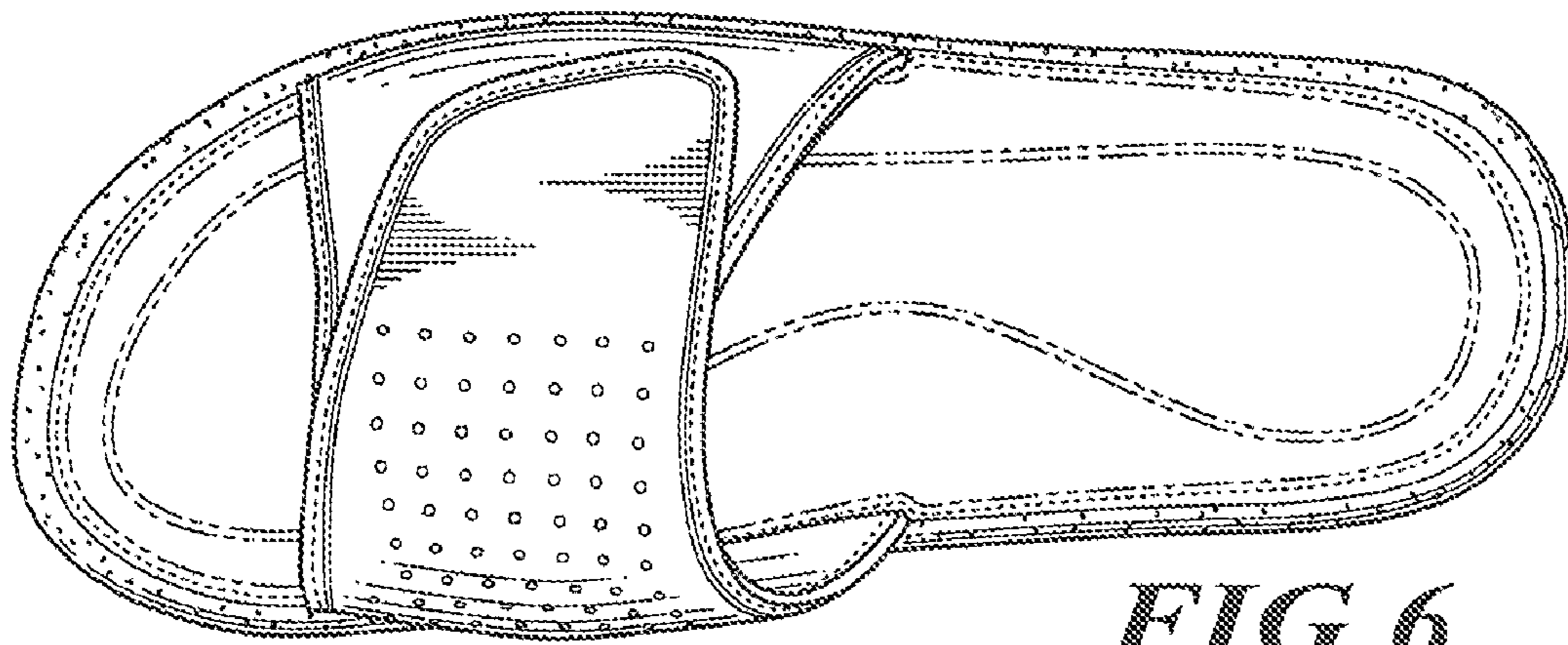


FIG. 6

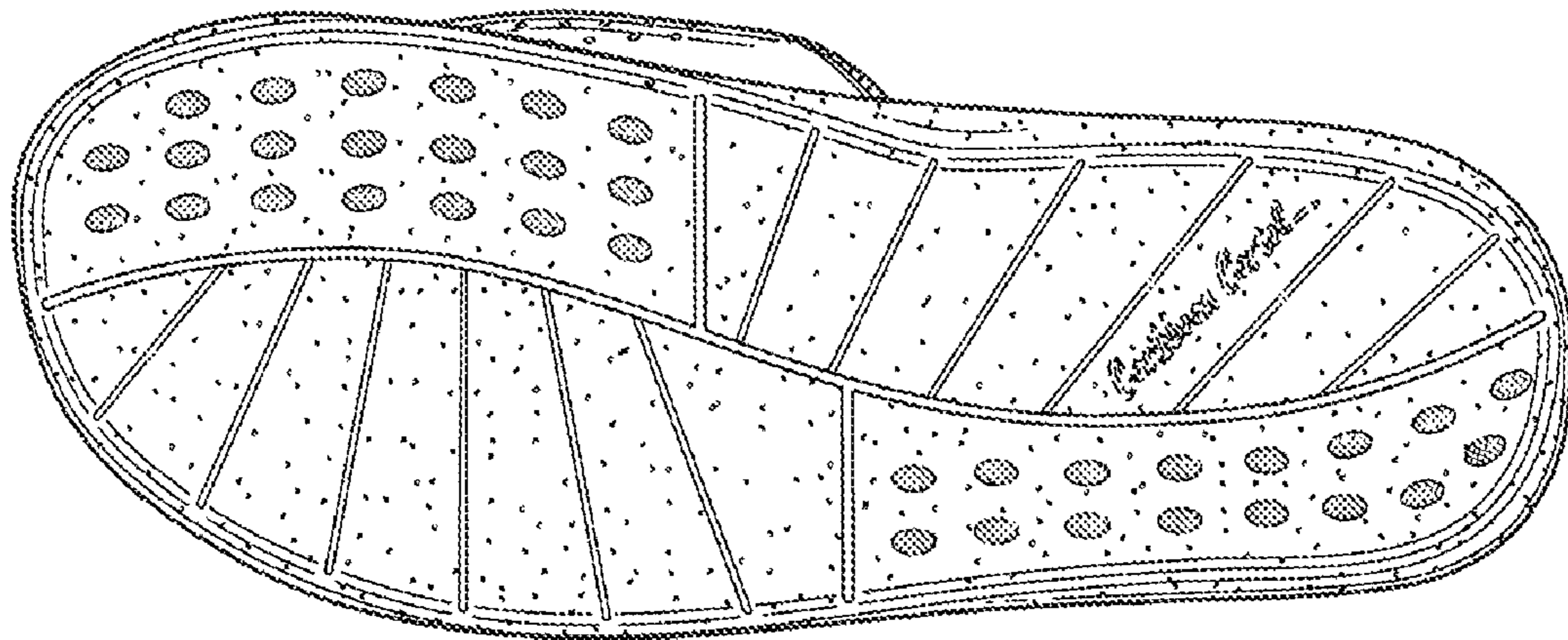


FIG. 7