



US00D650120S

(12) **United States Design Patent**
Yang et al.

(10) **Patent No.:** **US D650,120 S**
(45) **Date of Patent:** **** Dec. 6, 2011**

(54) **OPTICAL COMPONENT FOR AN LED LAMP**

(75) Inventors: **Haitao Yang**, San Jose, CA (US);
Yi-Qun Li, Danville, CA (US)

(73) Assignee: **Intematix Corporation**, Fremont, CA
(US)

(**) Term: **14 Years**

(21) Appl. No.: **29/388,939**

(22) Filed: **Apr. 4, 2011**

(51) **LOC (9) Cl.** **26-99**

(52) **U.S. Cl.** **D26/120**

(58) **Field of Classification Search** D26/38,

D26/36, 46, 73, 76, 81, 84, 88, 118, 138,
D26/120, 13, 154, 155, 145, 86, 87, 85, 142,
D26/61, 24, 93, 92, 153, 91, 89, 74, 121,
D26/122, 71, 110, 105, 111, 131, 83, 80,
D26/1, 2, 3, 4, 5, 26, 123, 125, 128, 63, 62,
D26/64, 65, 41, 69, 139, 152, 150, 151, 141,
D26/143, 144, 51, 140; 362/269, 648, 238,
362/111, 105, 86, 373, 294, 362, 297, 346,
362/341, 356, 352, 433, 404, 235, 240, 249.01-249.11,
362/321, 287, 374, 427, 190, 281, 324, 272,
362/244, 555, 147, 348, 263, 350; D10/11,
D10/114.1; D22/108; 42/146, 117, 114,
42/115, 116, 142, 1.01; 439/110; 403/92,
403/97; 285/69, 78, 65; 257/89; D16/221;
D13/110, 133, 134, 179, 180, 182; 160/332;
D11/90, 89, 121, 125, 131; D25/119, 124,
D25/125, 138; D23/386; D8/373, 354, 349,
D8/389, 382, 363, 356, 377

See application file for complete search history.

(56) **References Cited**

U.S. PATENT DOCUMENTS

2,709,224 A * 5/1955 Garnick 250/239
D373,644 S * 9/1996 Struhs D26/2
5,947,588 A * 9/1999 Huang 362/235

D415,293 S * 10/1999 Kato et al. D26/2
6,048,082 A * 4/2000 Washimoto 362/310
D470,609 S * 2/2003 Bobel D26/2
D471,651 S * 3/2003 Bobel D26/2
D478,681 S * 8/2003 Newcomb D26/4
6,621,222 B1 * 9/2003 Hong 315/51
D485,378 S * 1/2004 Vakil D26/2
D491,898 S * 6/2004 Kamada D13/180
D492,603 S * 7/2004 Rashid D9/521
D494,688 S * 8/2004 Van de Ven et al. D26/2
D517,412 S * 3/2006 Walters D9/521
D517,919 S * 3/2006 Walters D9/521
D537,190 S * 2/2007 Lyall et al. D26/96
D538,950 S * 3/2007 Maxik D26/2
D539,465 S * 3/2007 Rokke et al. D26/106
D542,426 S * 5/2007 Itaya et al. D26/2
D544,111 S * 6/2007 Bembridge D26/26
D548,369 S * 8/2007 Bembridge D26/2

(Continued)

Primary Examiner — Kevin Rudzinski

(74) *Attorney, Agent, or Firm* — Fliesler Meyer LLP

(57) **CLAIM**

The ornamental design for an optical component for an LED lamp, as shown and described.

DESCRIPTION

FIG. 1 is a perspective view of an optical component for an LED lamp showing our new design;

FIG. 2 is a side view thereof;

FIG. 3 is a bottom view thereof;

FIG. 4 is a top view thereof;

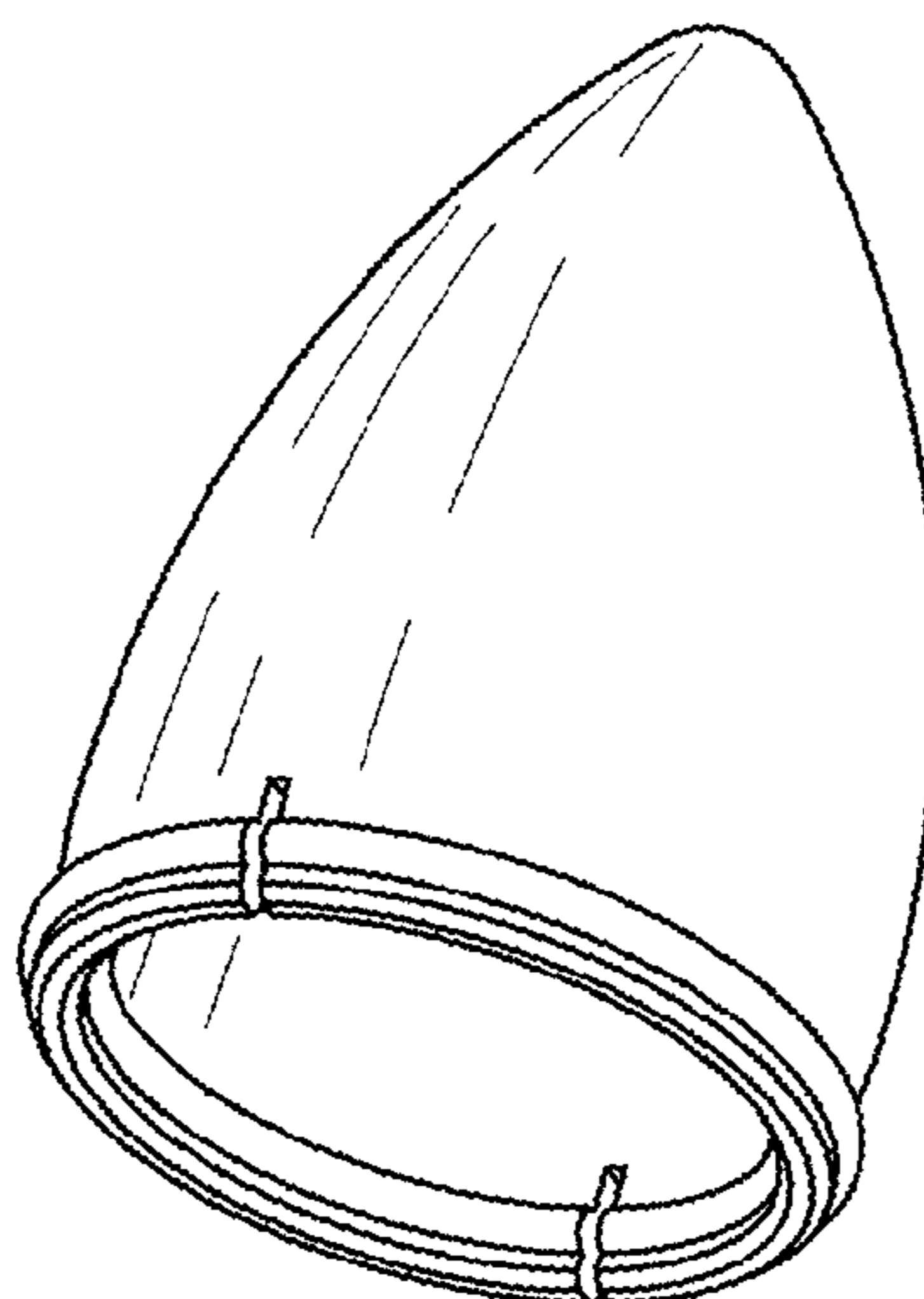
FIG. 5 is a perspective view of an LED lamp incorporating the optical component;

FIG. 6 is a side view of the lamp; and,

FIG. 7 is a top view of the lamp.

The broken line showing of the LED lamp is for the purpose of illustrating environmental structure and forms no part of the claimed design.

1 Claim, 7 Drawing Sheets



US D650,120 S

Page 2

U.S. PATENT DOCUMENTS

D548,527	S *	8/2007	Rigby et al.	D7/523
D599,491	S *	9/2009	Luo	D26/4
D600,368	S *	9/2009	Bertram et al.	D26/2
D601,278	S *	9/2009	Takahashi	D26/2
7,588,351	B2 *	9/2009	Meyer	362/294
D614,320	S *	4/2010	Yoo	D26/2
D620,637	S *	7/2010	Liu et al.	D26/128
D628,322	S *	11/2010	Sakai et al.	D26/2
D629,535	S *	12/2010	Lee	D26/2
7,874,710	B2 *	1/2011	Tsai et al.	362/373
7,883,242	B2 *	2/2011	Ng et al.	362/249.06
D634,032	S *	3/2011	de Visser	D26/2
D634,452	S *	3/2011	de Visser	D26/2
D639,464	S *	6/2011	Li et al.	D26/2
D643,557	S *	8/2011	Feigenbaum	D26/24
D644,765	S *	9/2011	Su	D26/2
D644,783	S *	9/2011	Chen	D26/125
2005/0174769	A1 *	8/2005	Yong et al.	362/235
2005/0243550	A1 *	11/2005	Stekelenburg	362/240
2006/0120080	A1 *	6/2006	Sipinski et al.	362/253
2006/0220049	A1 *	10/2006	Flaherty et al.	257/98
2007/0159828	A1 *	7/2007	Wang	362/294
2008/0080187	A1 *	4/2008	Purinton	362/294
2008/0106893	A1 *	5/2008	Johnson et al.	362/228
2008/0158863	A1 *	7/2008	Tsai	362/183

* cited by examiner

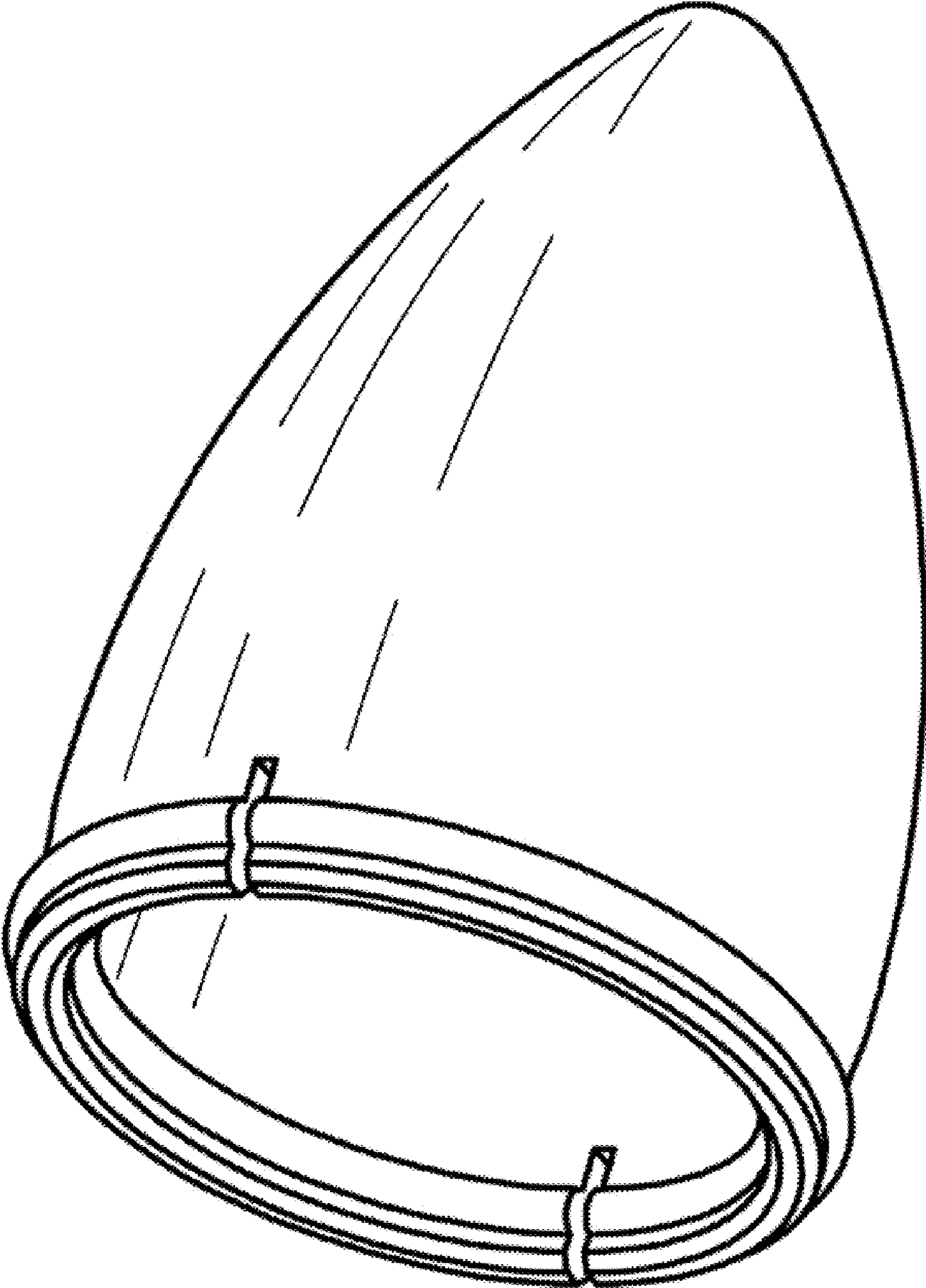


FIG. 1

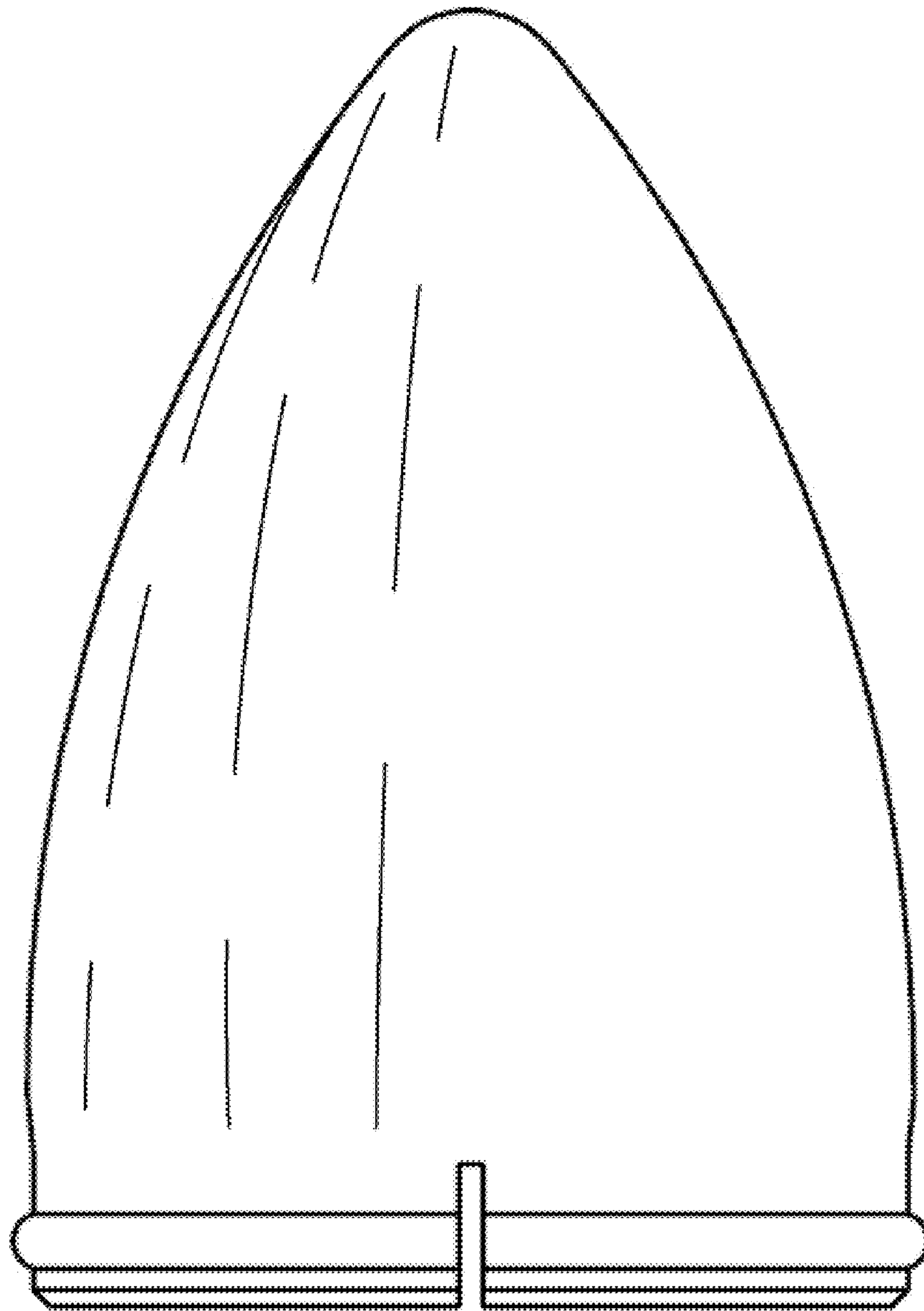


FIG. 2

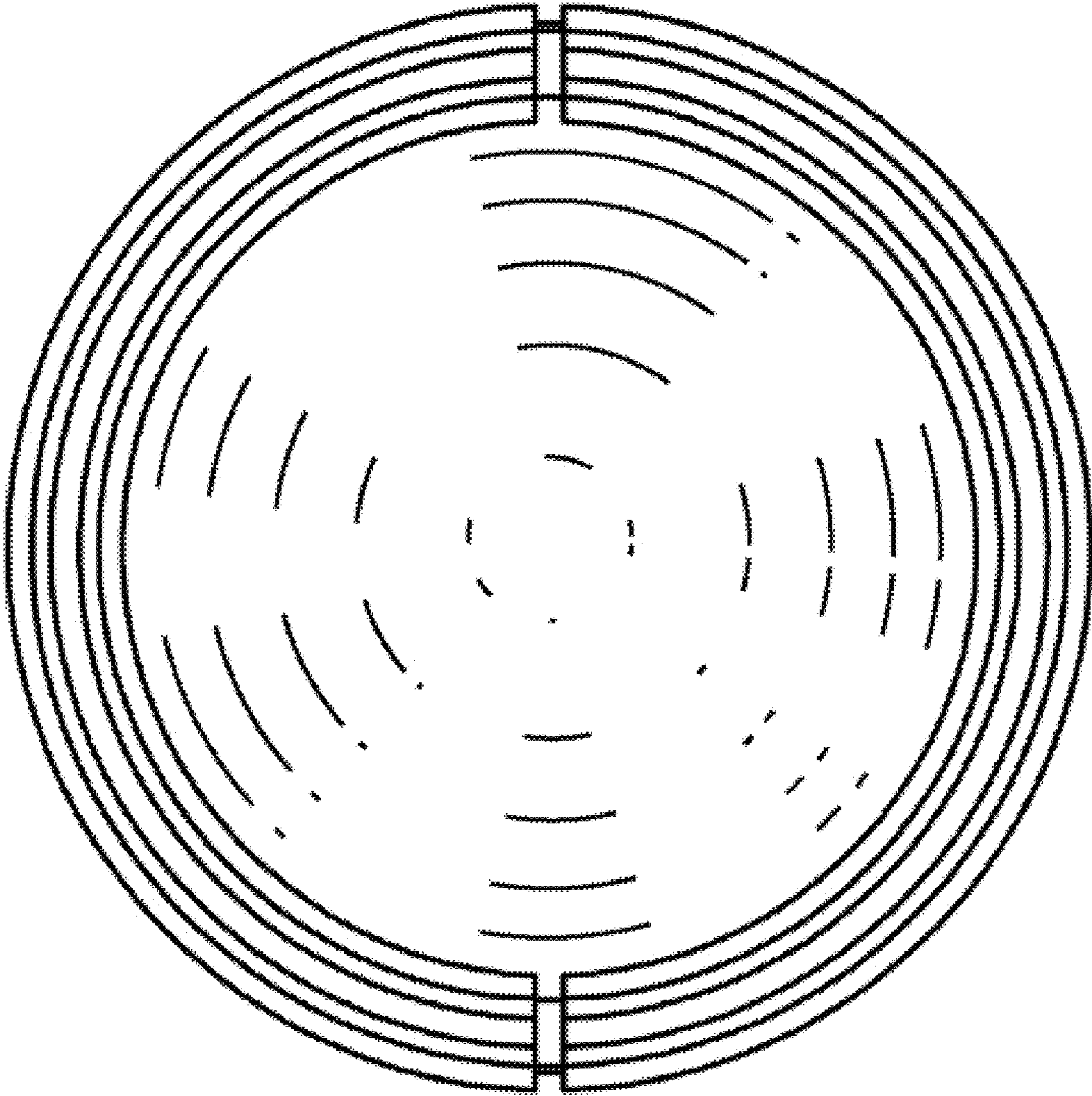


FIG. 3

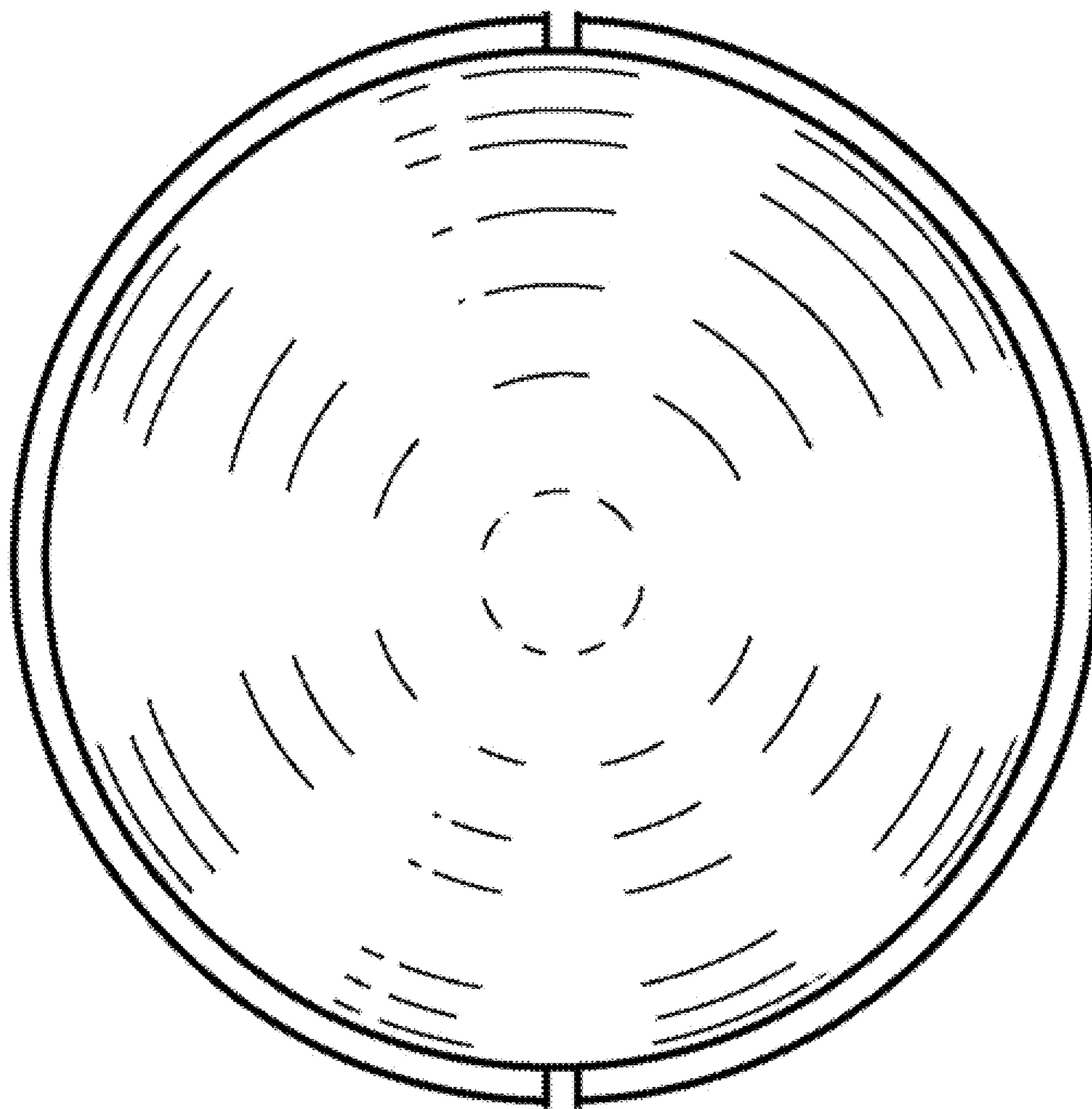


FIG. 4

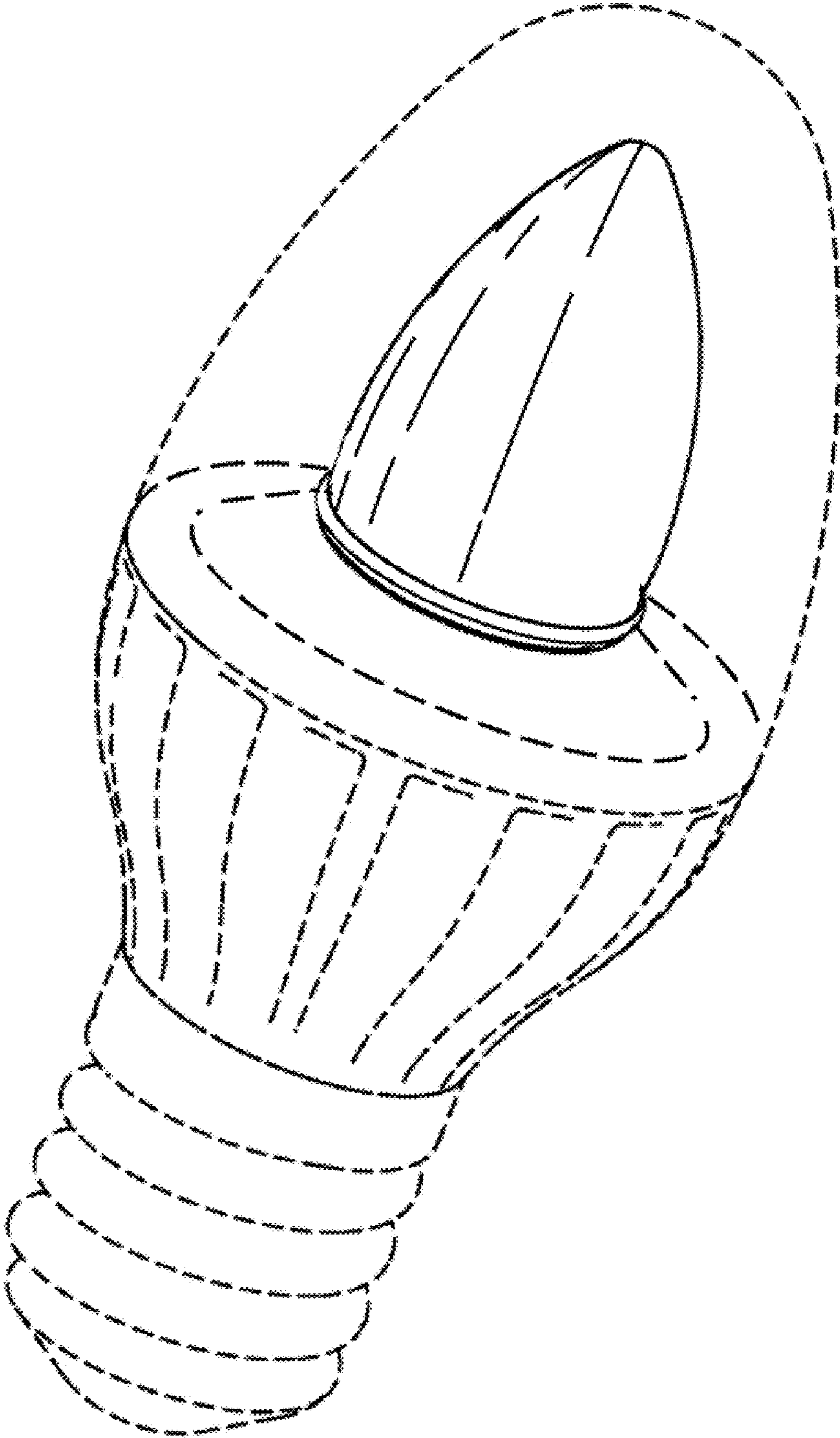


FIG. 5

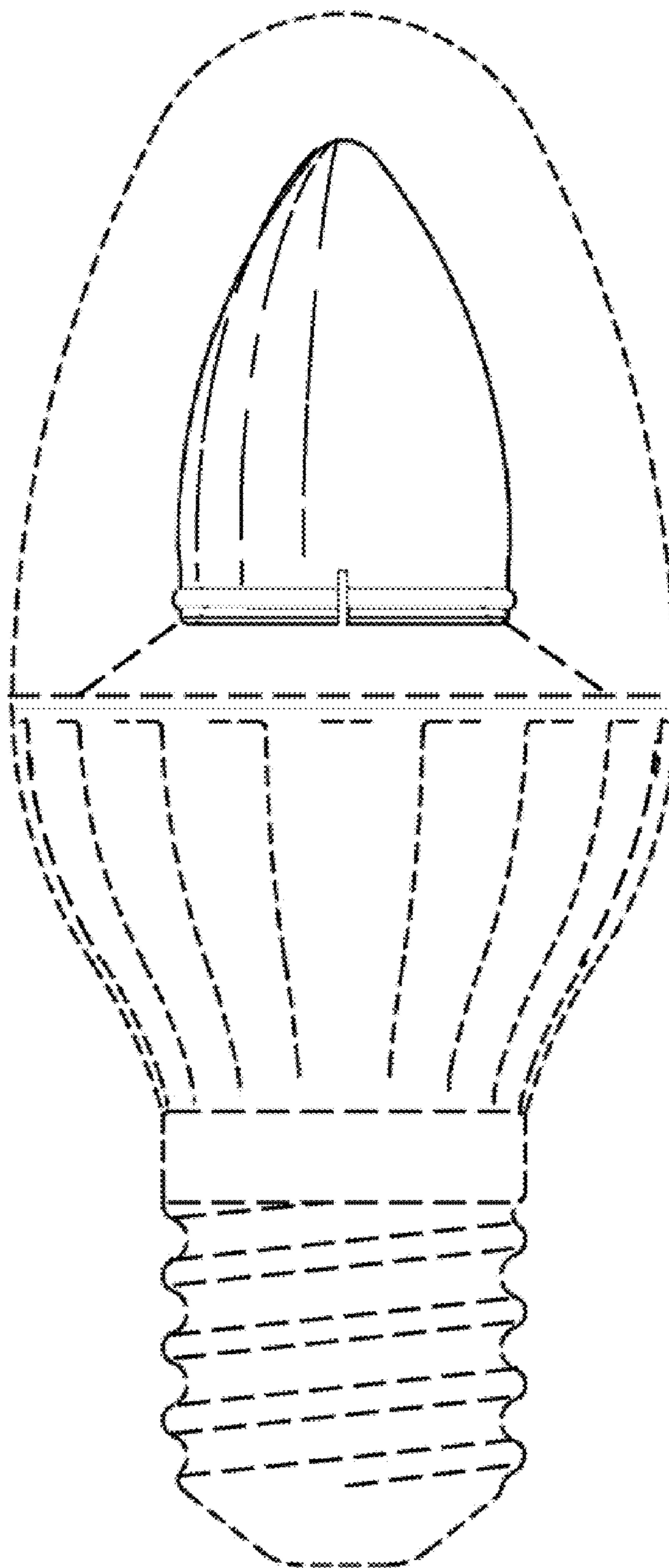


FIG. 6

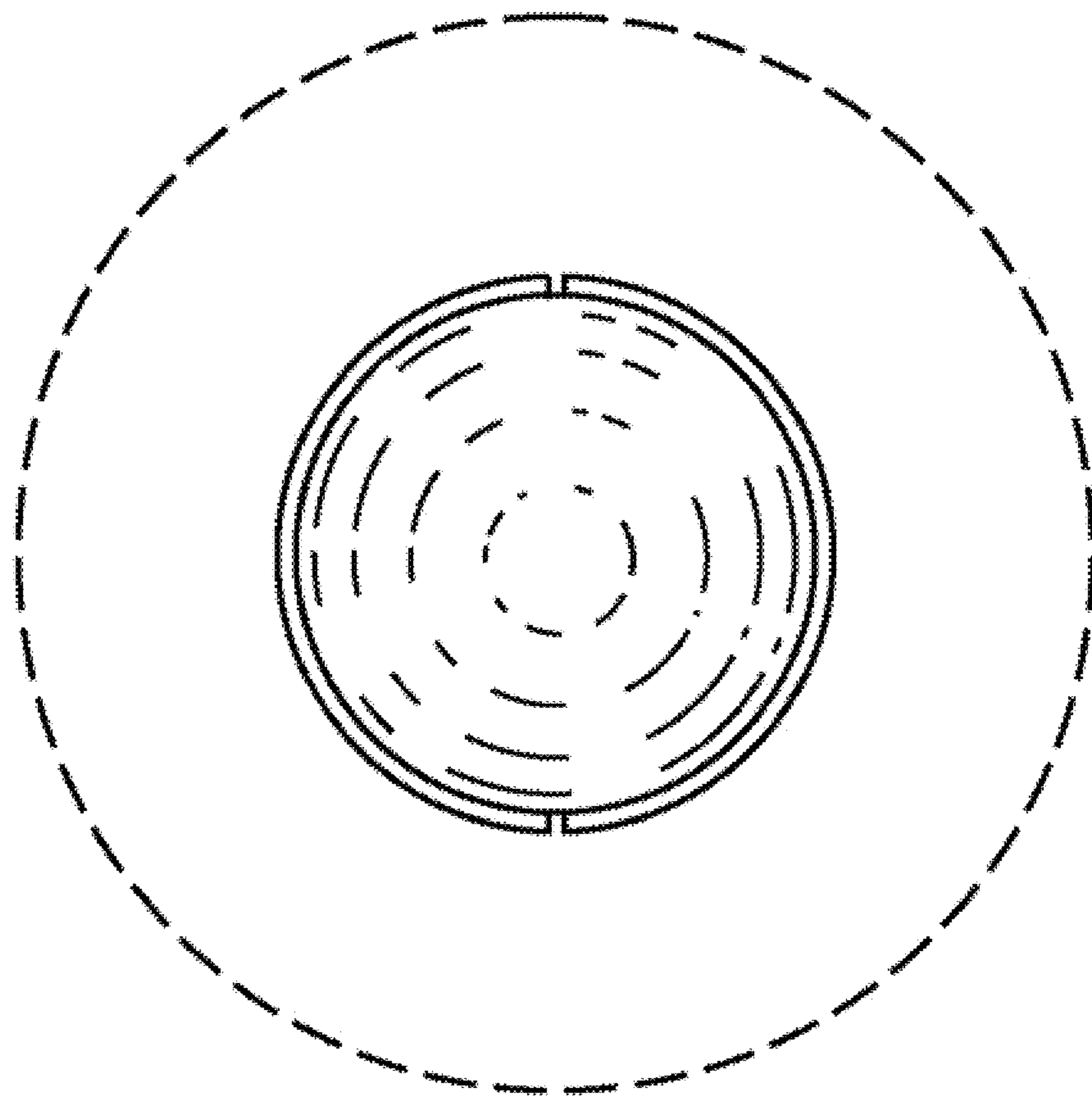


FIG. 7