



US00D650095S

(12) **United States Design Patent**
Smolinski

(10) **Patent No.:** **US D650,095 S**
(45) **Date of Patent:** **** Dec. 6, 2011**

(54) **WOODEN FENCE POST SUPPORT**

(76) Inventor: **Martin J. Smolinski**, West Chester, IL
(US)

(**) Term: **14 Years**

(21) Appl. No.: **29/380,694**

(22) Filed: **Dec. 9, 2010**

(51) **LOC (9) Cl.** **25-01**

(52) **U.S. Cl.** **D25/133**

(58) **Field of Classification Search** D25/133,
D25/134; 256/1, 65.14

See application file for complete search history.

(56) **References Cited**

U.S. PATENT DOCUMENTS

D243,853	S	3/1977	Ejchorszt	
4,296,584	A	10/1981	Lempa, Jr.	
5,577,713	A	11/1996	Navarez	
6,173,945	B1 *	1/2001	Lindsey et al.	256/24
6,230,449	B1	5/2001	Colvin, Jr.	
6,526,722	B1	3/2003	Pangburn	
7,108,249	B2 *	9/2006	Bechtel	256/65.14
D610,719	S *	2/2010	Arden	D25/133
2004/0000115	A1	1/2004	Cox	

OTHER PUBLICATIONS

WWW.FENCEMENDER.COM; FenceMender Square; as of Nov. 23, 2010; internet.

* cited by examiner

Primary Examiner — Doris Clark

(57) **CLAIM**

The ornamental design for a wooden fence post support, as shown and described.

DESCRIPTION

FIG. 1 is a perspective view of a wooden fence post support showing my new design;

FIG. 2 is a side view (opposite side view is mirror image) thereof;

FIG. 3 is a front view thereof;

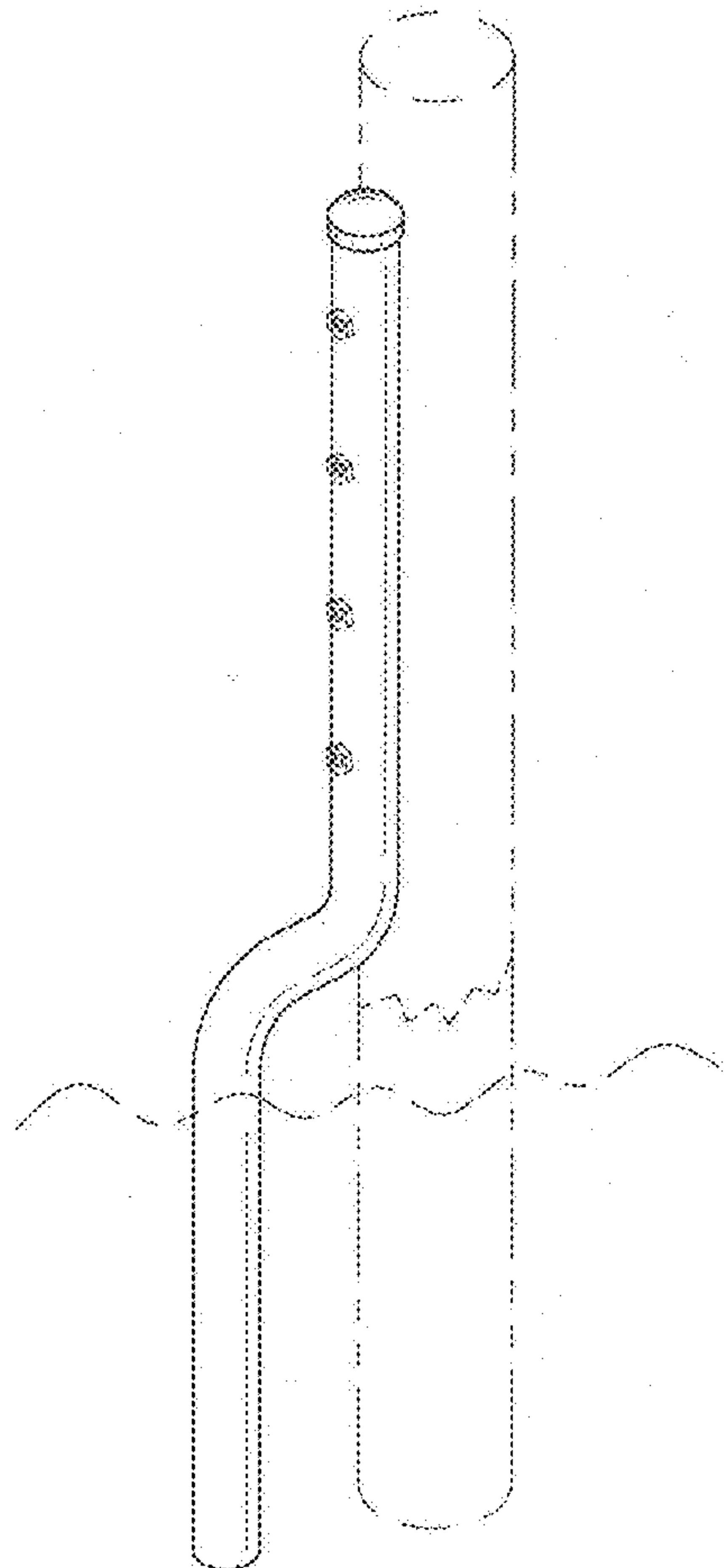
FIG. 4 is a back view thereof;

FIG. 5 is a top view thereof; and,

FIG. 6 is a bottom view thereof.

In FIG. 1, the broken lines showing of environmental structure for purposes of illustrating the wooden fence post support in a condition of use. The broken lines and the structure they depict form no part of the claimed design.

1 Claim, 2 Drawing Sheets



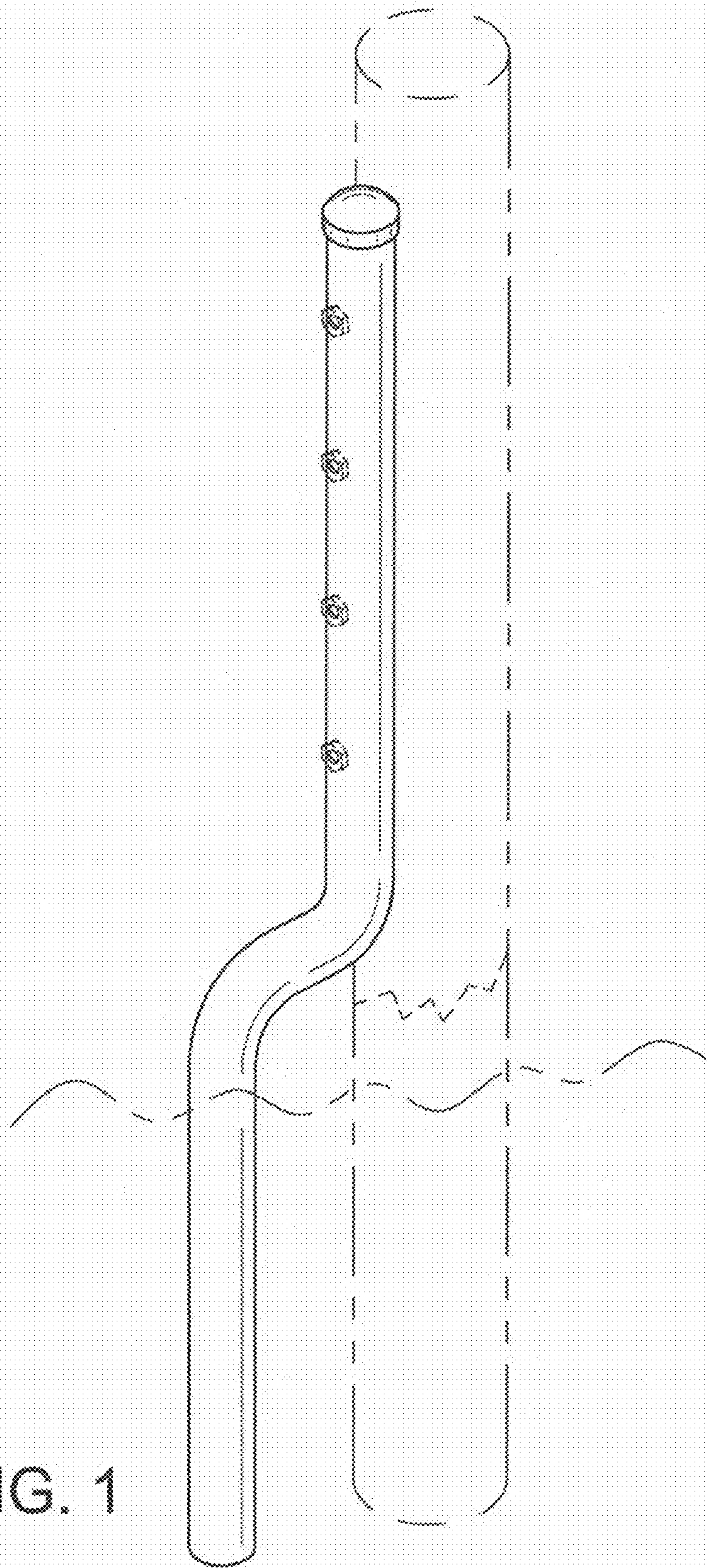


FIG. 1

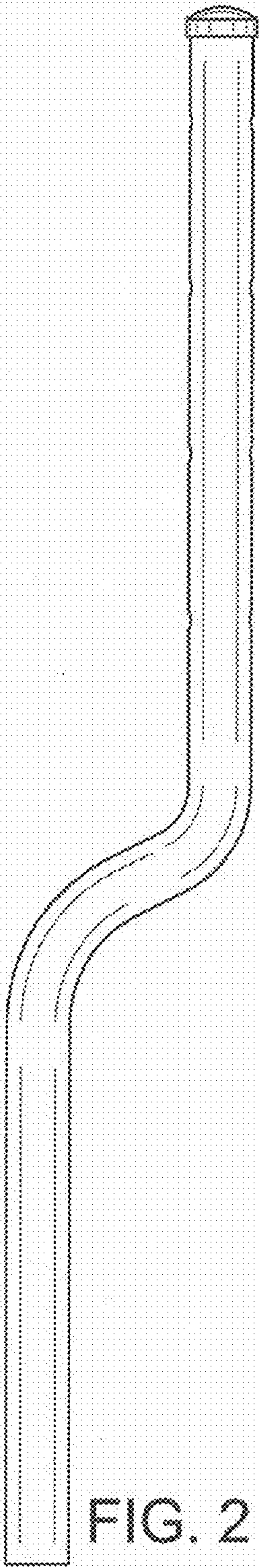


FIG. 2




FIG. 3

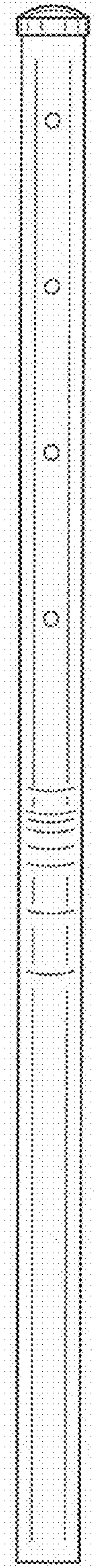


FIG. 4




FIG. 5




FIG. 6