



US00D650092S

(12) **United States Design Patent**
Lucht

(10) **Patent No.:** **US D650,092 S**

(45) **Date of Patent:** **** Dec. 6, 2011**

(54) **PORTABLE STORAGE CONTAINER**

(76) Inventor: **Duane Lucht**, Winnipeg (CA)

(**) Term: **14 Years**

(21) Appl. No.: **29/380,887**

(22) Filed: **Dec. 13, 2010**

(51) **LOC (9) Cl.** **25-01**

(52) **U.S. Cl.** **D25/33**

(58) **Field of Classification Search** D25/1-33;
52/79.1, 79.4, 79.5, 64, 36.1; D30/180; D6/446,
D6/167; D34/1, 7; 225/116; 135/87
See application file for complete search history.

2006/0048459 A1* 3/2006 Moore 52/79.1
2006/0179724 A1* 8/2006 Lee 52/79.1
2010/0031585 A1* 2/2010 Saito 52/79.1
2010/0115858 A1* 5/2010 Olsen 52/79.1

* cited by examiner

Primary Examiner — T. Chase Nelson

Assistant Examiner — Eric Goodman

(74) *Attorney, Agent, or Firm* — Ryan W. Dupuis; Kyle R. Satlerthwaite; Ade & Company Inc.

(57) **CLAIM**

The ornamental design for a portable storage container, as shown and described.

(56) **References Cited**

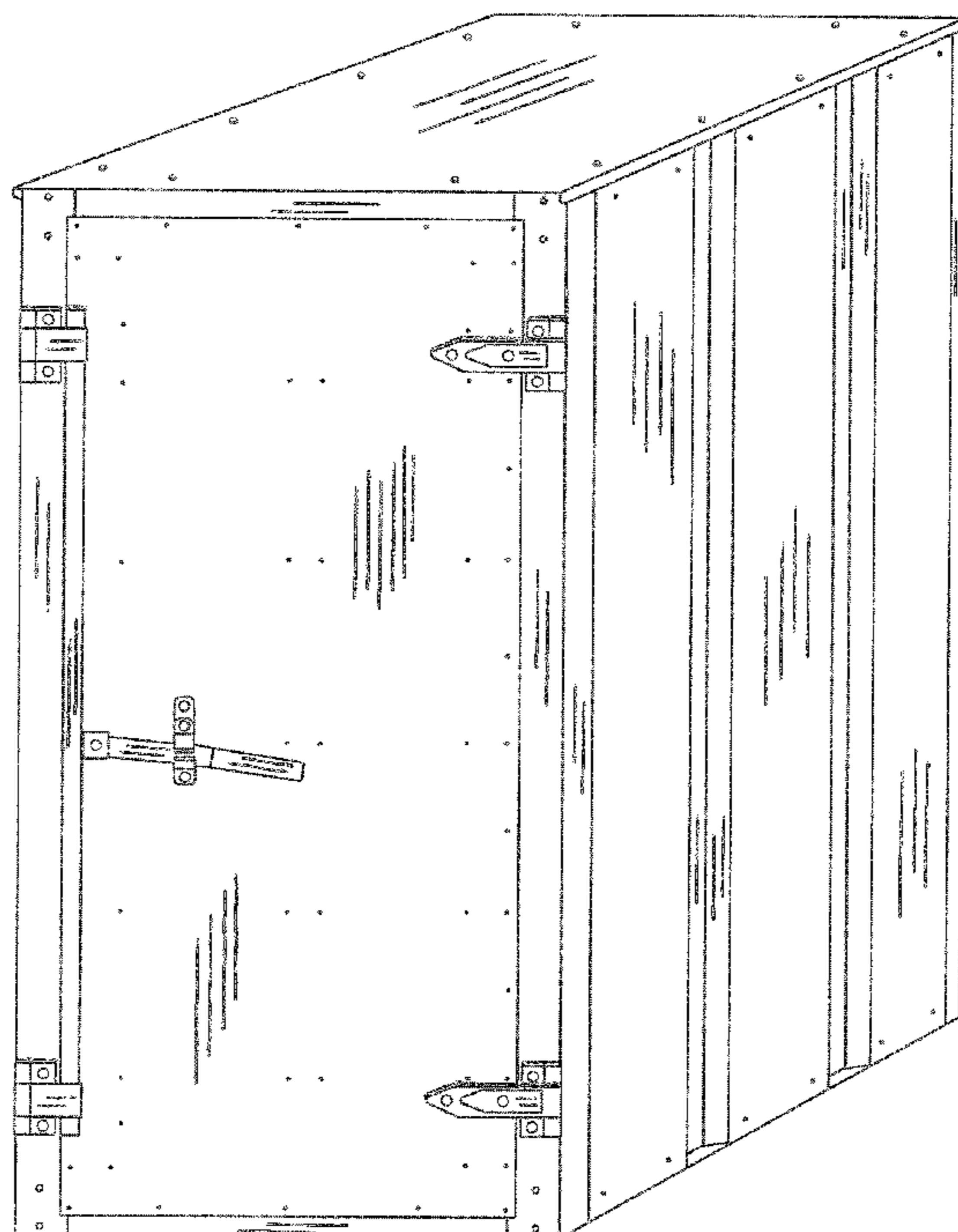
U.S. PATENT DOCUMENTS

26,500	A *	12/1859	Jacobs	52/106
2,300,743	A *	11/1942	Hauf et al.	52/282.5
2,963,122	A *	12/1960	Jagemann	52/66
3,074,076	A *	1/1963	Kersten	4/459
3,601,821	A *	8/1971	Corsiglia	4/300
3,648,299	A *	3/1972	Durst	4/524
3,854,746	A *	12/1974	Flynn et al.	280/19.1
D407,385	S *	3/1999	Belanger et al.	D14/308
5,921,043	A *	7/1999	McDonald	52/309.9
6,308,466	B1 *	10/2001	Moriarty	52/79.5
6,510,659	B2 *	1/2003	Boyer et al.	52/79.5
D502,547	S *	3/2005	Hawes	D25/33
7,377,077	B2 *	5/2008	Rebeck	52/23
2002/0011035	A1 *	1/2002	Boyer et al.	52/79.5
2004/0177568	A1 *	9/2004	Hanks	52/79.1

DESCRIPTION

FIG. 1 is a perspective view of the portable storage container; FIG. 2 is a front elevational view of the portable storage container; FIG. 3 is a left side elevational view of the portable storage container; FIG. 4 is a right side elevational view of the portable storage container; FIG. 5 is a rear elevational view of the portable storage container; and, FIG. 6 is a top plan view of the portable storage container. The broken lines shown in FIGS. 3 and 5 illustrate portions of the article which form no part of the claimed design.

1 Claim, 6 Drawing Sheets



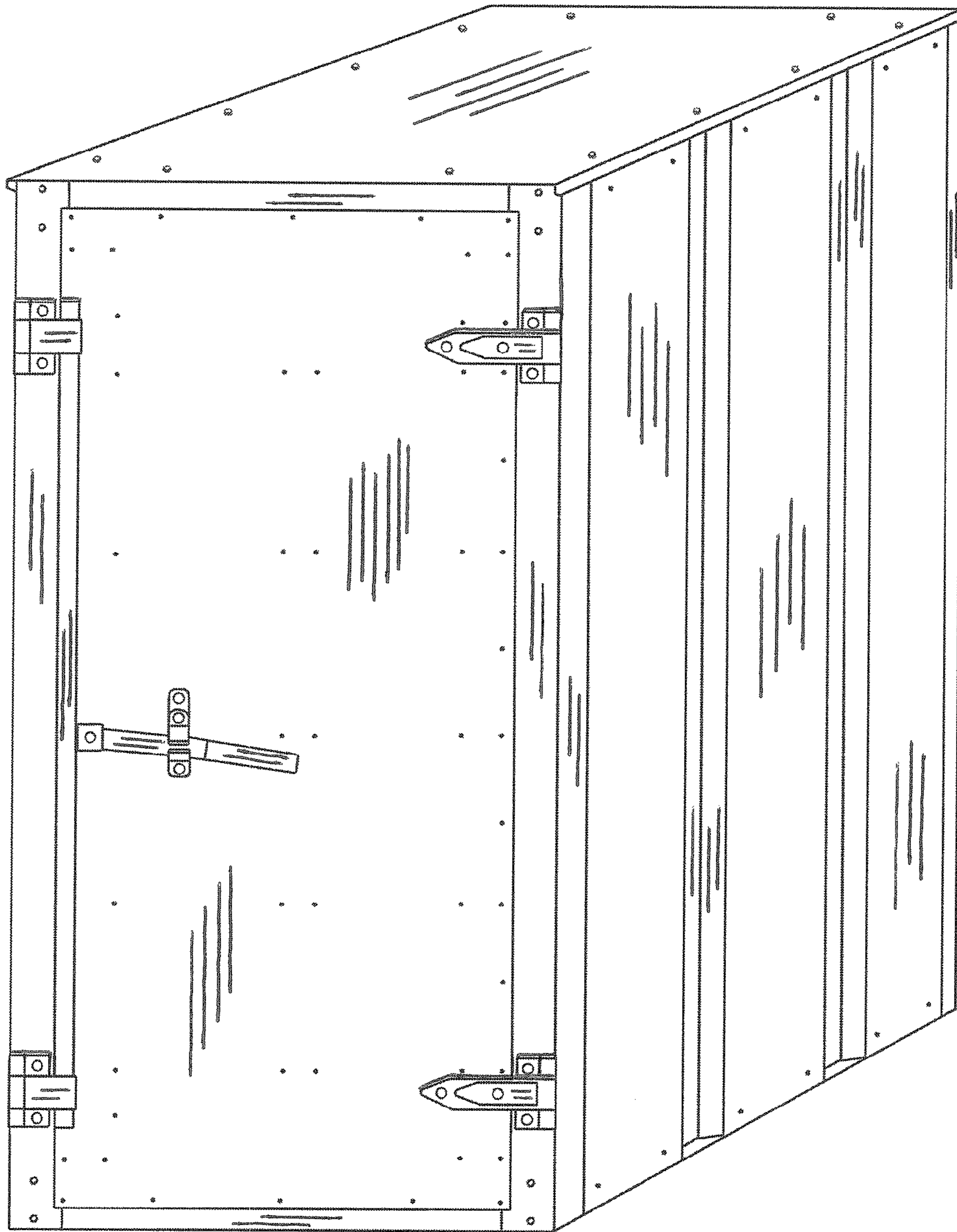


FIG. 1

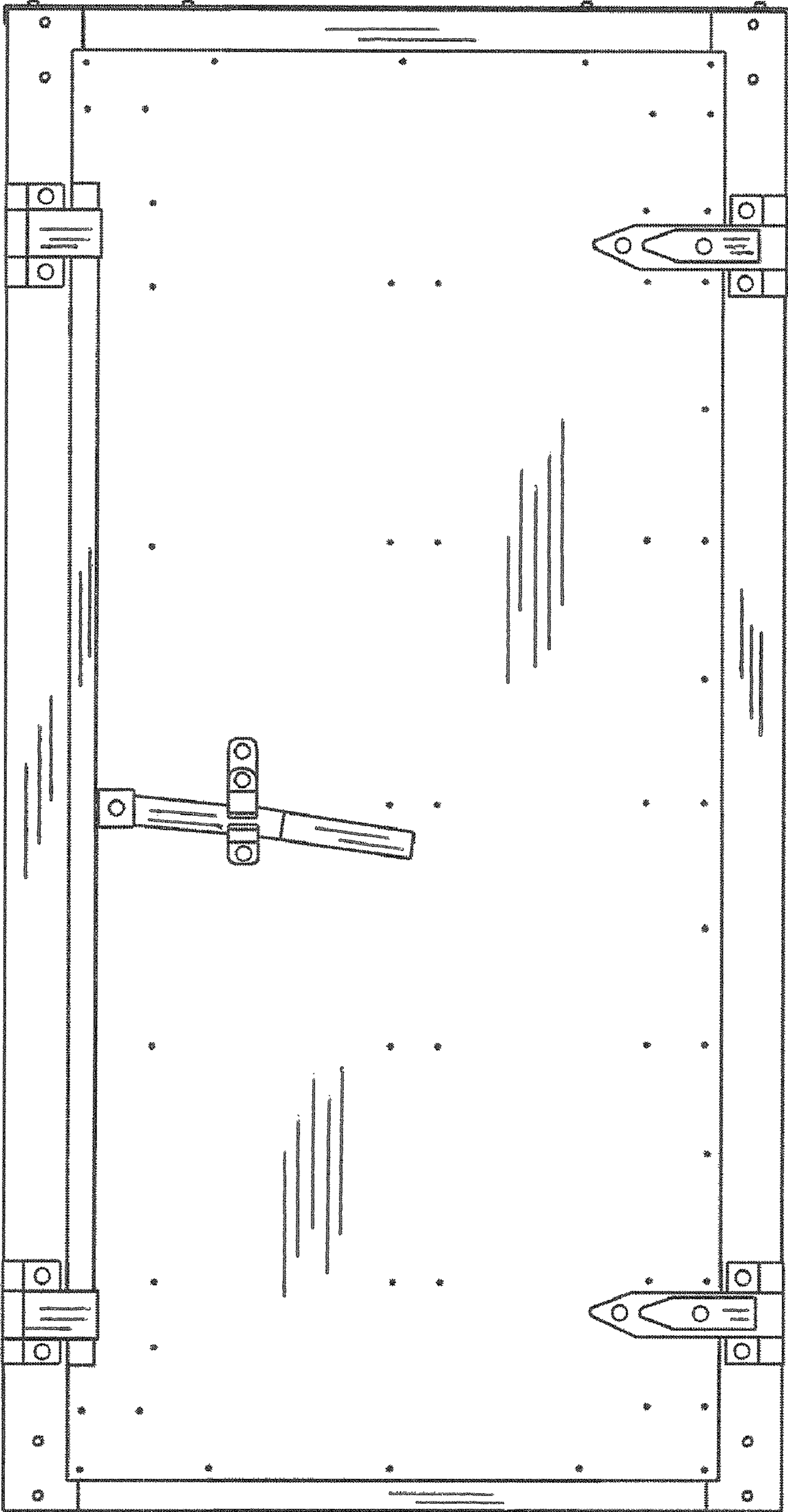


FIG. 2

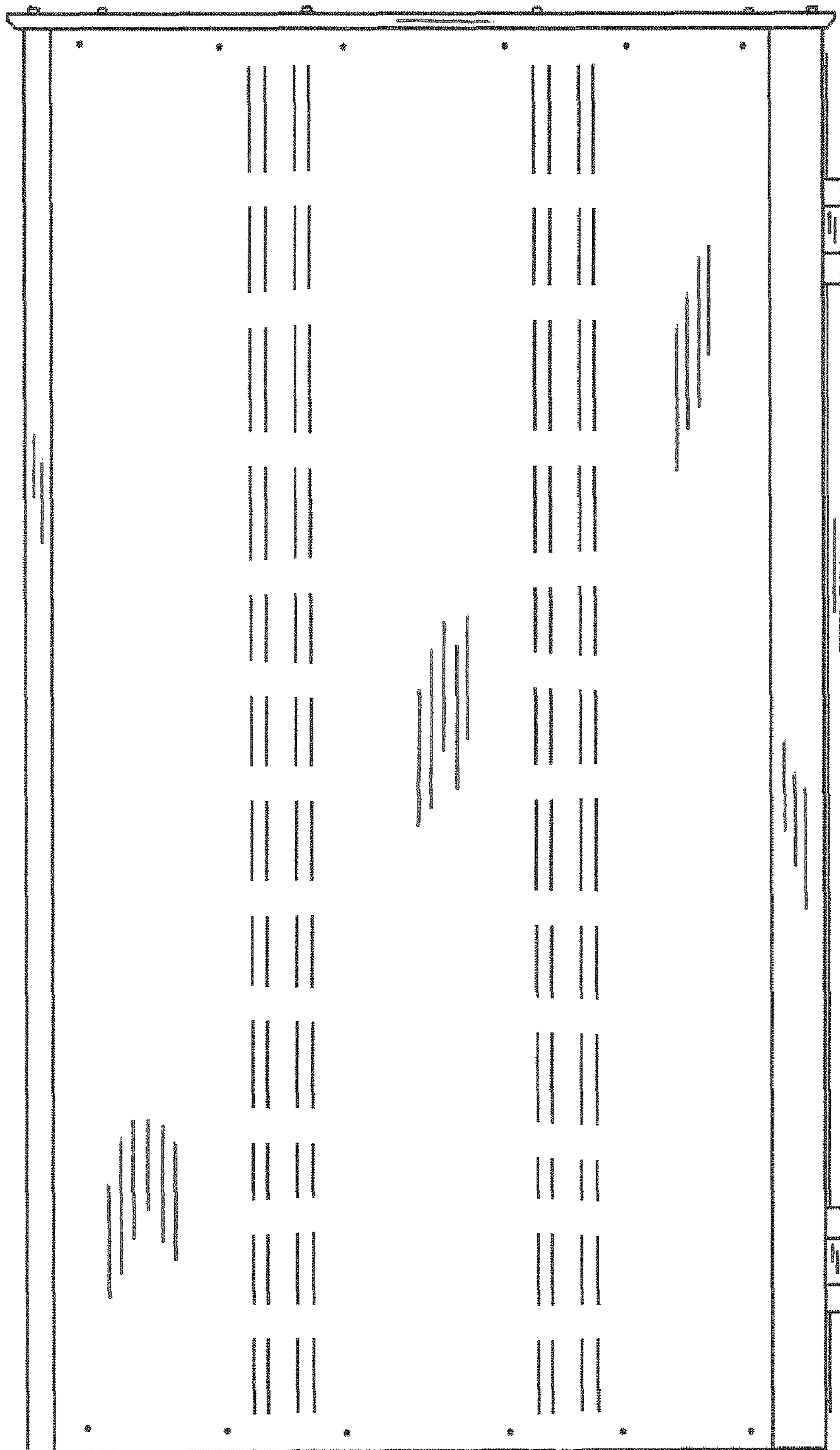


FIG. 3




FIG. 4

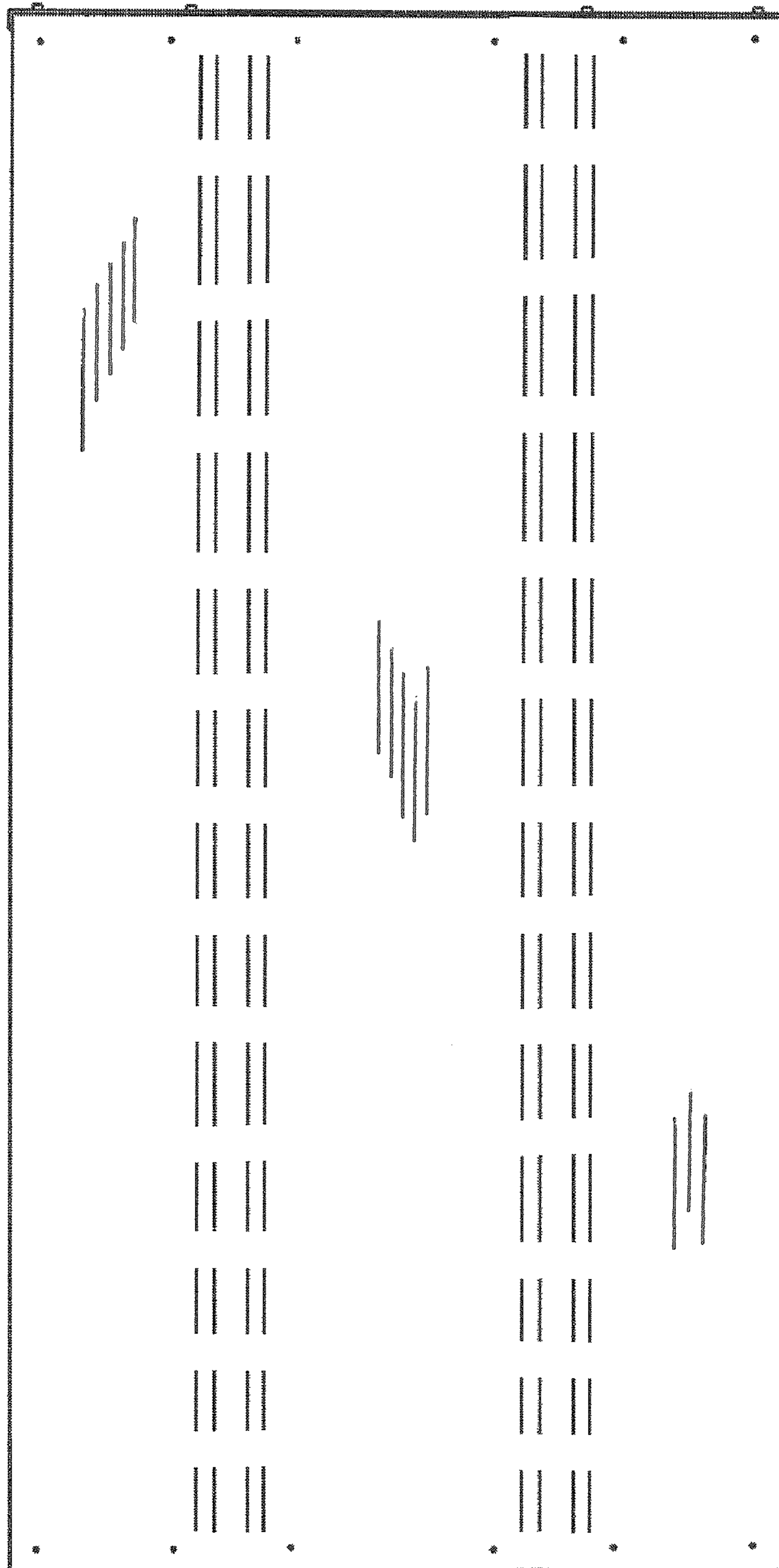


FIG. 5

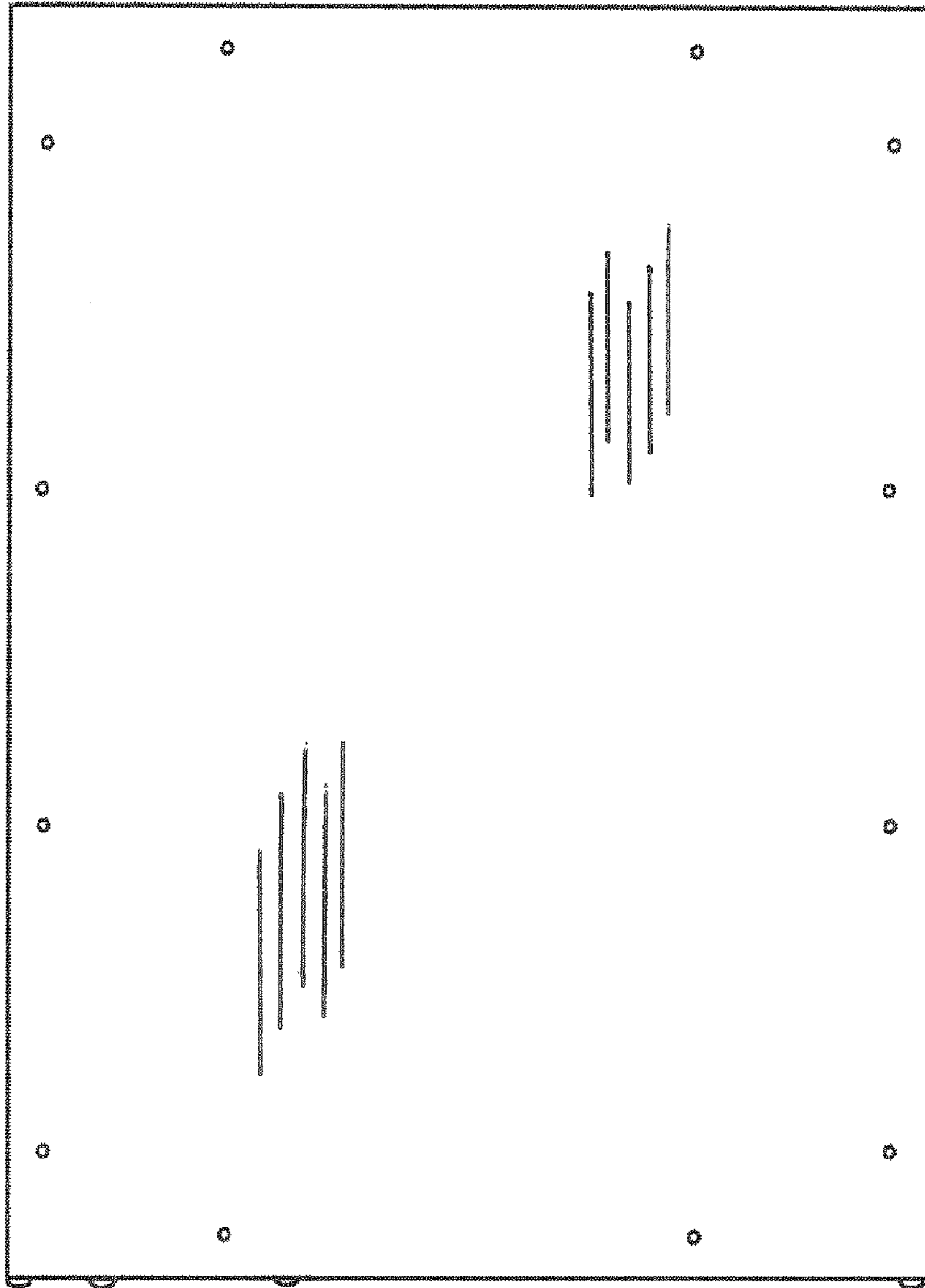


FIG. 6