

US00D650083S

(12) **United States Design Patent**
Sharp

(10) **Patent No.:** **US D650,083 S**

(45) **Date of Patent:** **** Dec. 6, 2011**

(54) **INFANT TEETHER**

(76) **Inventor:** **Melody Sharp, Water Valley, MS (US)**

(**) **Term:** **14 Years**

(21) **Appl. No.:** **29/380,047**

(22) **Filed:** **Nov. 30, 2010**

(51) **LOC (9) Cl.** **24-04**

(52) **U.S. Cl.** **D24/194**

(58) **Field of Classification Search** D24/193-196,
D24/199, 200, 211, 214; 606/234-236;
215/11.1-11.6; D30/160; 119/707-710;
601/118, 120, 129, 139-141, 154; 604/93.01;
D1/127

See application file for complete search history.

(56) **References Cited**

U.S. PATENT DOCUMENTS

58,186	A *	9/1866	Bourguard	604/93.01
1,023,822	A *	4/1912	Dubay	606/235
D189,393	S *	12/1960	Schlumbohm	D7/300.1
3,557,776	A *	1/1971	Boots et al.	128/897

D273,990	S *	5/1984	Lamsam	D24/194
D317,373	S *	6/1991	Turner	D1/127
D318,531	S *	7/1991	Nelson et al.	D24/119
D336,520	S *	6/1993	McDaniel	D24/194
D584,823	S *	1/2009	Conlon	D24/194
D634,081	S *	3/2011	Rutherford	D30/160
D637,728	S *	5/2011	Sevier et al.	D24/211

* cited by examiner

Primary Examiner — Susan E Krakower

(74) *Attorney, Agent, or Firm* — Susan B. Fentress

(57) **CLAIM**

The ornamental design for an infant teether, as shown and described.

DESCRIPTION

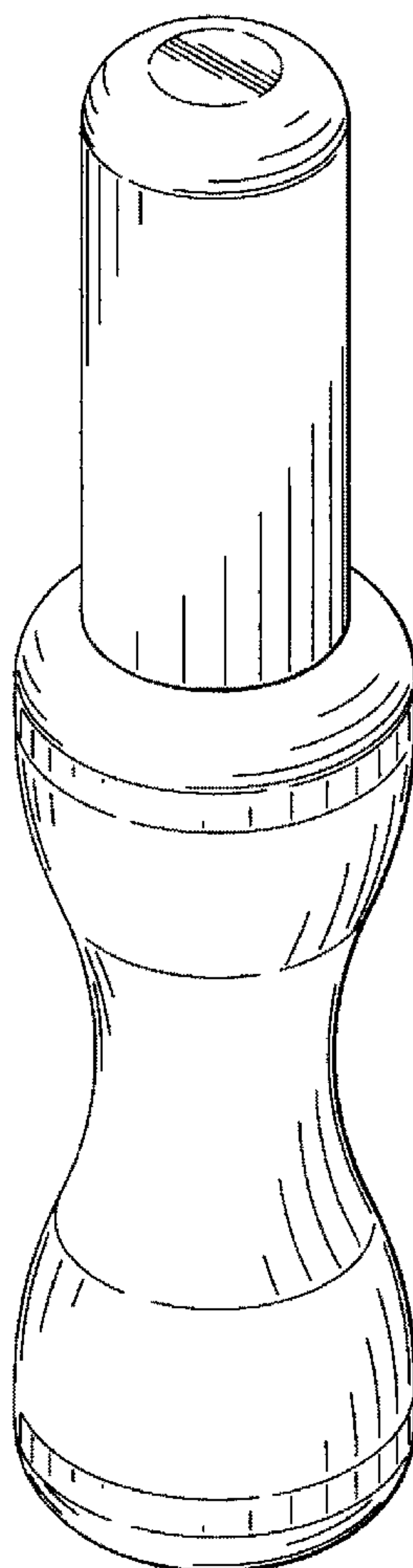
FIG. 1 is a perspective view of an infant teether showing my new design;

FIG. 2 is an elevational view of an infant teether showing my new design;

FIG. 3 is a top plan view thereof; and,

FIG. 4 is a bottom view thereof.

1 Claim, 1 Drawing Sheet



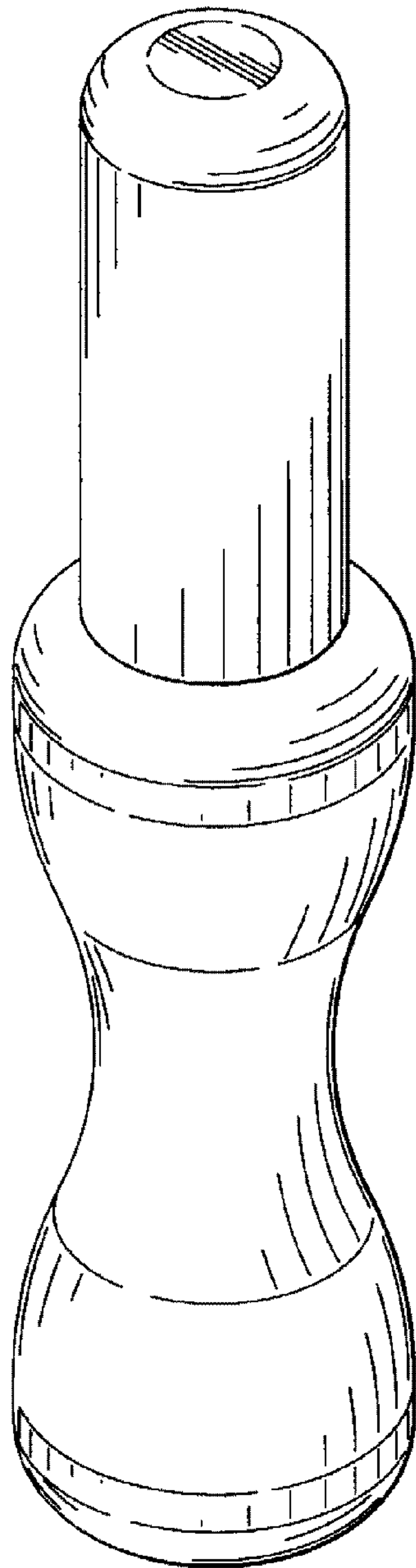


FIG. 1

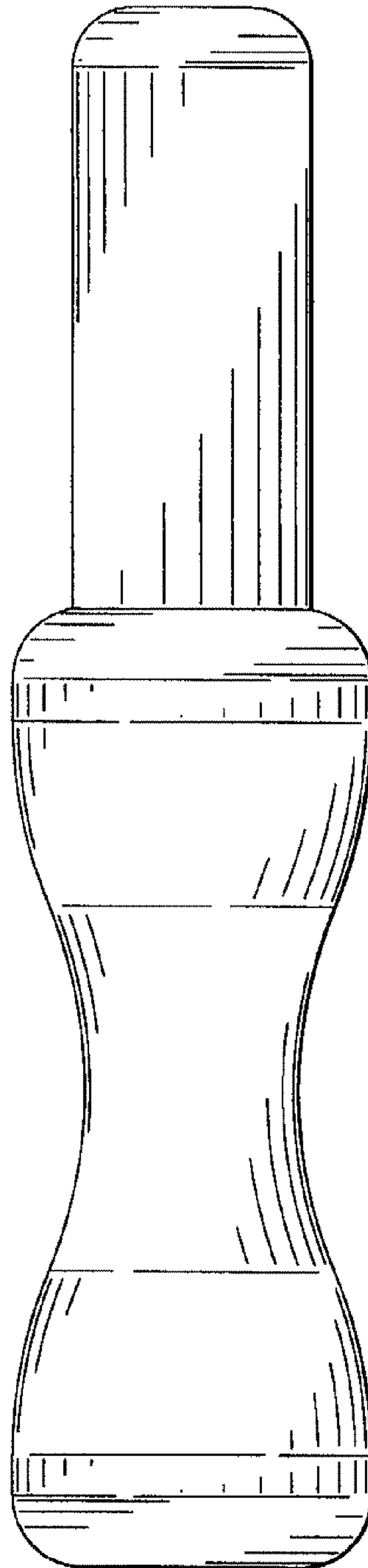


FIG. 2

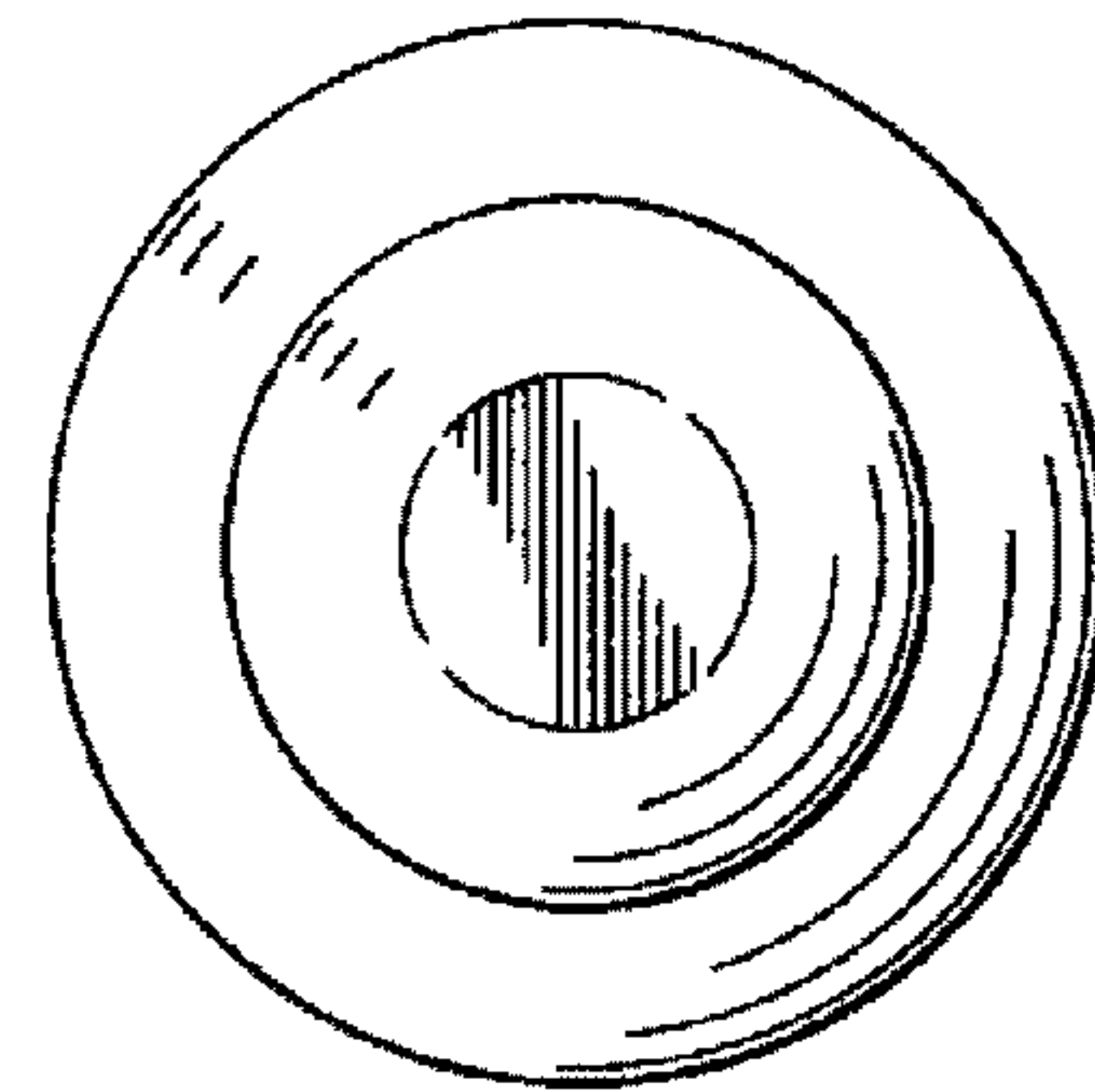


FIG. 3

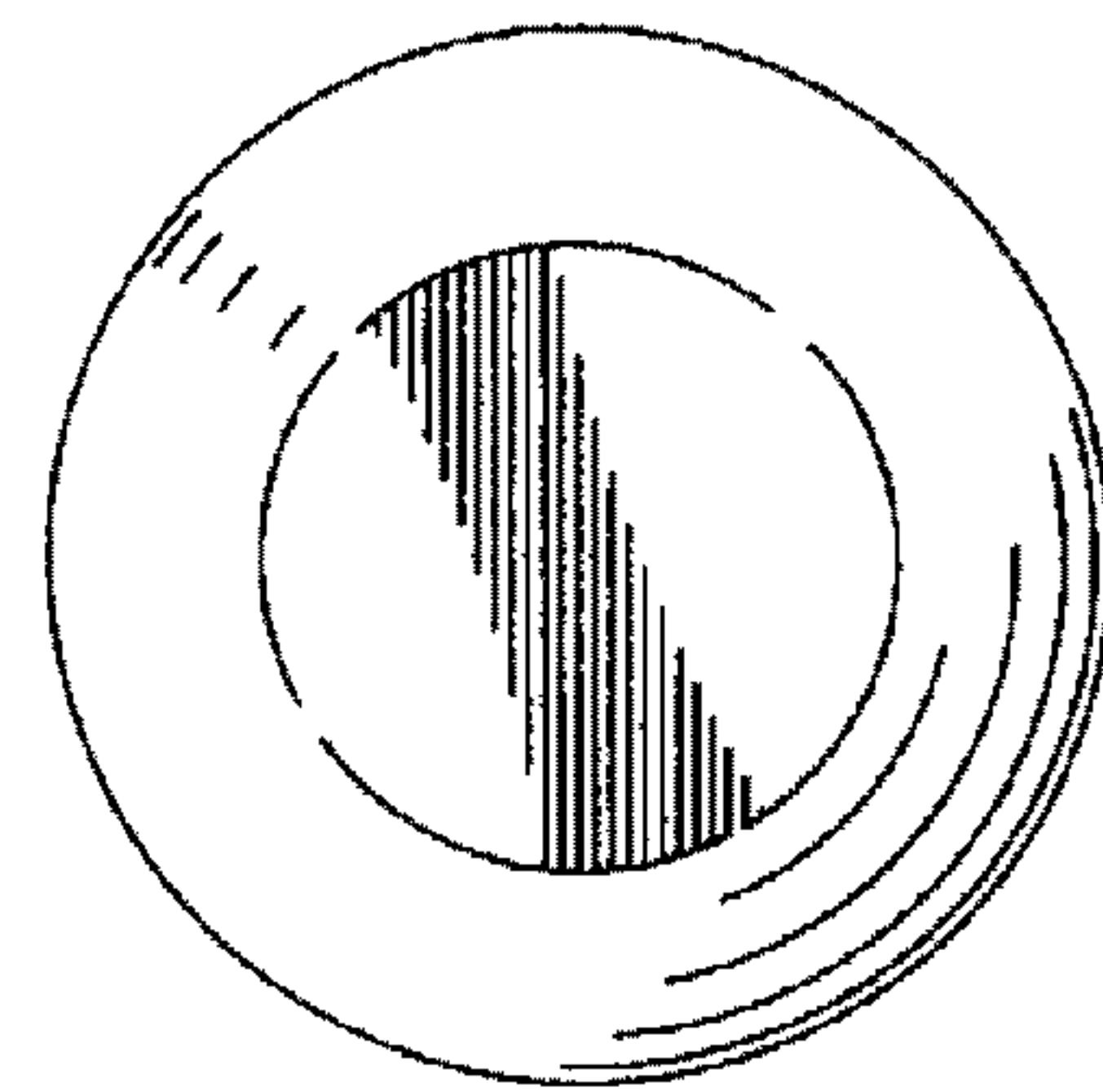


FIG. 4