



US00D650052S

(12) **United States Design Patent**
Drenth

(10) **Patent No.:** **US D650,052 S**

(45) **Date of Patent:** **** *Dec. 6, 2011**

(54) **SEAL FOR HEAD ASSEMBLY**

D372,516 S * 8/1996 Nimmo D23/213
D372,765 S * 8/1996 Sisk D23/269
D372,960 S * 8/1996 Allmon et al. D23/260

(75) Inventor: **Christopher L. Drenth**, Draper, UT
(US)

(Continued)

(73) Assignee: **Longyear TM, Inc.**, South Jordan, UT
(US)

FOREIGN PATENT DOCUMENTS

CA 2138201 C 1/1997

(**) Term: **14 Years**

OTHER PUBLICATIONS

(21) Appl. No.: **29/381,037**

Bal Seal Engineering Company, Inc., Bal Seal Catalog, 1995, (8 pages).

(22) Filed: **Dec. 14, 2010**

(Continued)

Related U.S. Application Data

(63) Continuation-in-part of application No. 29/378,942, filed on Nov. 11, 2010.

Primary Examiner — T. Chase Nelson

Assistant Examiner — Eric Goodman

(74) *Attorney, Agent, or Firm* — Workman Nydegger

(51) **LOC (9) Cl.** **23-01**

(52) **U.S. Cl.** **D23/269**

(58) **Field of Classification Search** D23/259–269;
D15/21, 28; 175/403, 58, 236, 246, 317,
175/44, 255, 234, 230, 19, 249, 285, 258,
175/72, 251, 247; 166/214, 237, 285, 177.4,
166/98; 173/137

See application file for complete search history.

(57) **CLAIM**

The ornamental design for a seal for head assembly, as shown and described.

DESCRIPTION

(56) **References Cited**

U.S. PATENT DOCUMENTS

D83,420 S * 2/1931 Baird D23/262
2,251,679 A 8/1941 Kinnear
2,638,362 A * 5/1953 Sherman et al. 285/5
D188,087 S * 5/1960 Rowell D23/260
D194,015 S * 11/1962 Stringham D23/262
D227,888 S * 7/1973 Webster D23/262
3,845,815 A * 11/1974 Garwood 166/154
D234,847 S * 4/1975 Hoffman D23/262
3,989,106 A 11/1976 Taylor
4,805,696 A * 2/1989 Henderson 166/114
4,834,198 A 5/1989 Thompson
D334,046 S * 3/1993 Klose D23/213
5,224,715 A 7/1993 Downes et al.
5,267,620 A 12/1993 Lee

FIG. 1 is a perspective view of a seal for head assembly showing the new design;

FIG. 2 is a front elevational view of the seal for head assembly of FIG. 1, the top plan and bottom plan views being identical thereto and the rear elevational view being a minor image thereof;

FIG. 3 is a left side elevational view of the seal for head assembly of FIG. 1;

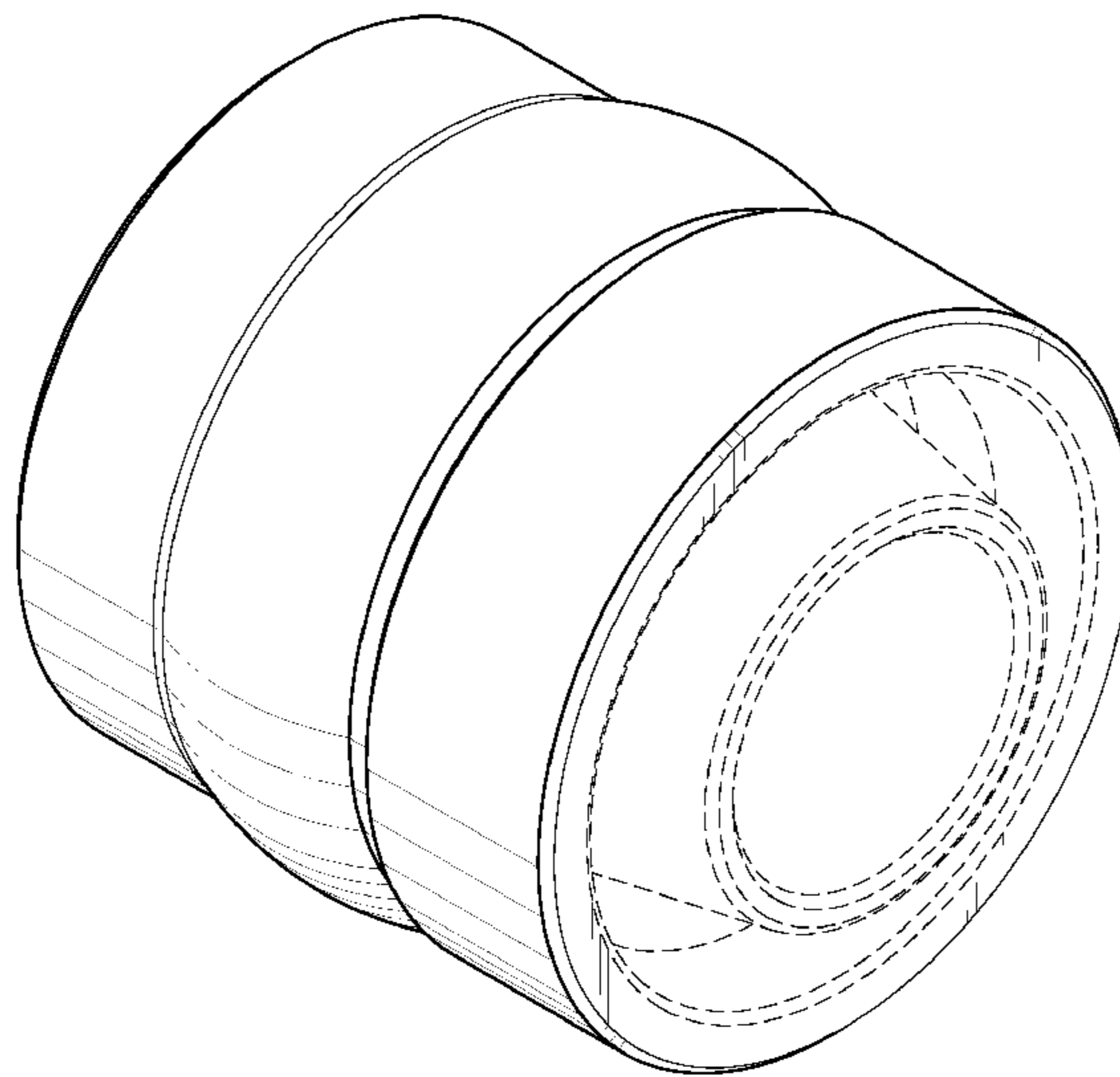
FIG. 4 is a right side elevational view of the seal for head assembly of FIG. 1;

FIG. 5 is a cross-sectional view of the seal for head assembly along line 5-5 as shown in FIG. 2; and,

FIG. 6 is an exploded view of the seal for head assembly of FIG. 1.

The phantom, broken lines form no part of the claimed design.

1 Claim, 4 Drawing Sheets



US D650,052 S

Page 2

U.S. PATENT DOCUMENTS

D383,053 S * 9/1997 Schrader et al. D8/382
D383,378 S * 9/1997 Schrader et al. D8/382
5,934,393 A 8/1999 Marshall
D446,298 S * 8/2001 Thurman D23/393
6,425,449 B1 7/2002 Marshall
D461,545 S * 8/2002 Nishio D23/266
6,564,885 B2 5/2003 Attwater
6,681,872 B2 * 1/2004 Radtke et al. 175/20
D518,559 S * 4/2006 Ostergaard et al. D23/262
7,380,603 B2 * 6/2008 Jeffrey et al. 166/285
7,913,760 B2 * 3/2011 Robichaux et al. 166/291
D637,697 S * 5/2011 Steiner D23/262
D638,918 S * 5/2011 Grether D23/263
7,975,784 B2 * 7/2011 Purcell 175/414
2003/0121671 A1 * 7/2003 Bailey et al. 166/387
2004/0007359 A1 * 1/2004 Stevens et al. 166/285
2005/0199426 A1 * 9/2005 Smith et al. 175/57
2005/0241825 A1 11/2005 Burris, II et al.
2006/0037784 A1 * 2/2006 Walter et al. 175/71
2008/0190616 A1 * 8/2008 Watson 166/298
2010/0096132 A1 * 4/2010 Mosing et al. 166/285

2010/0126718 A1 * 5/2010 Lilley 166/253.1
2010/0206580 A1 * 8/2010 Tessari et al. 166/377
2011/0030954 A1 * 2/2011 Allison et al. 166/285

OTHER PUBLICATIONS

Longyear Company, Longyear Heat-Treated CQ Wireline Drill Rods, 1991, (7 pages).

Longyear Company, Underground Wireline Core Barrels, Jun. 1, 1989 (4 pages).

Bal Seal Engineering Company, Inc., Rotary Seal Catalog, 2001 (7 pages).

Notice of Allowance dated Apr. 27, 2011 from U.S. Appl. No. 29/378,943, filed Nov. 11, 2010 (11 pages).

Office Action Dated May 3, 2011 from U.S. Appl. No. 29/378,942, filed Nov. 11, 2010 (9 pages).

Notice of Allowance dated Aug. 18, 2011 from U.S. Appl. No. 29/378,943, filed Nov. 11, 2010 (6 pages).

Notice of Allowance dated Sep. 1, 2011 from U.S. Appl. No. 29/378,942, filed Nov. 11, 2010 (5 pages).

* cited by examiner

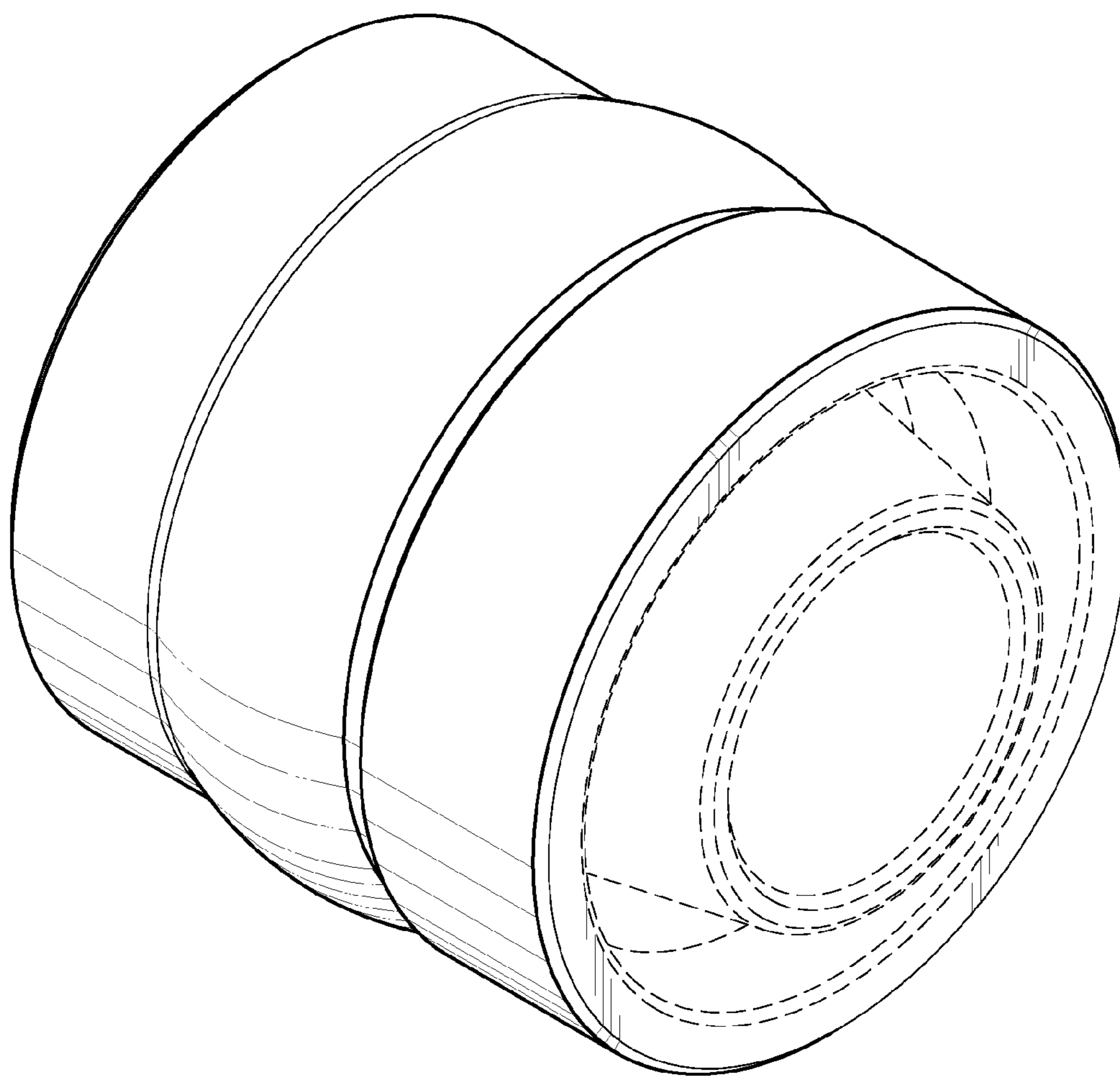


Fig. 1

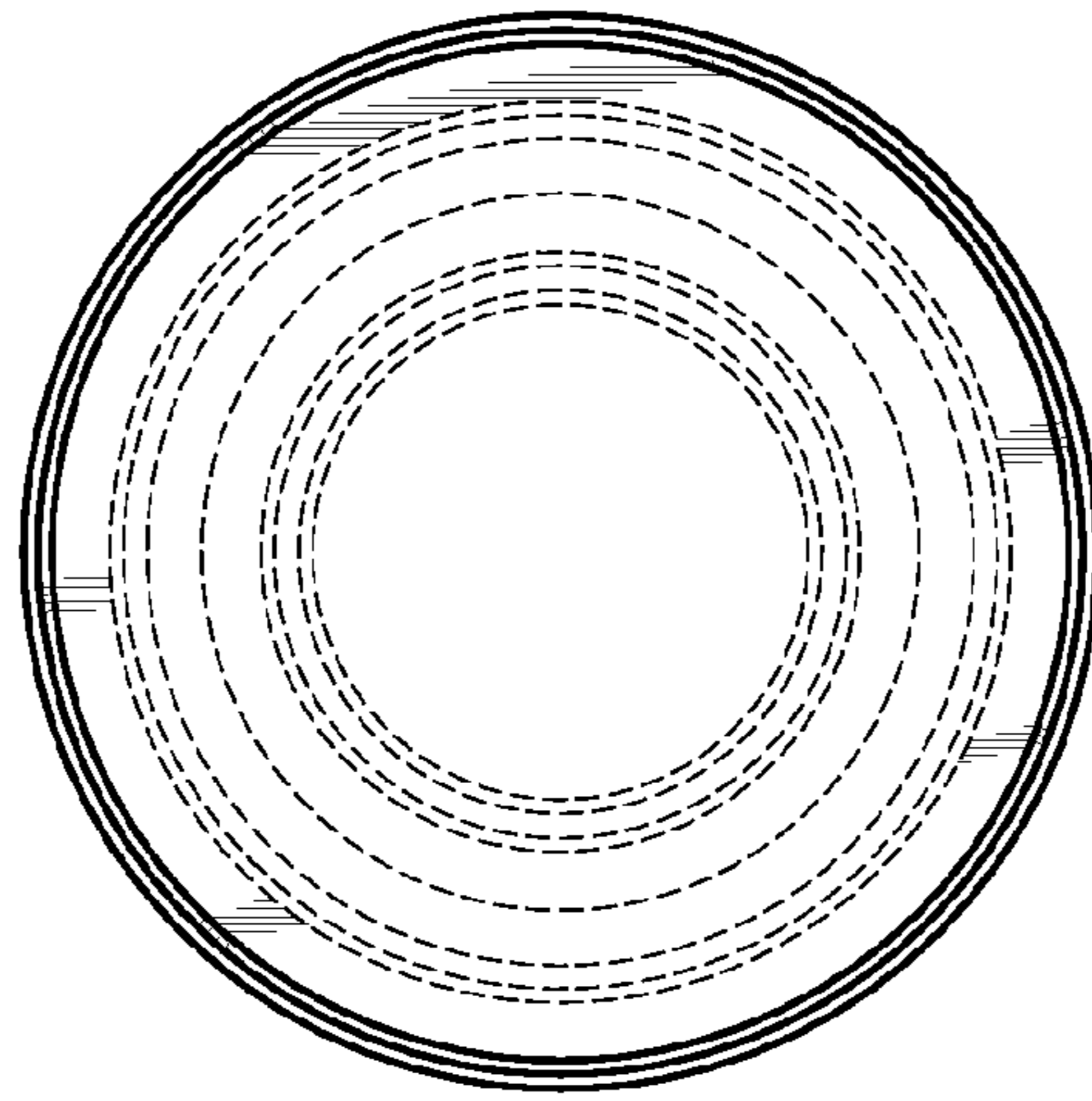


Fig. 4

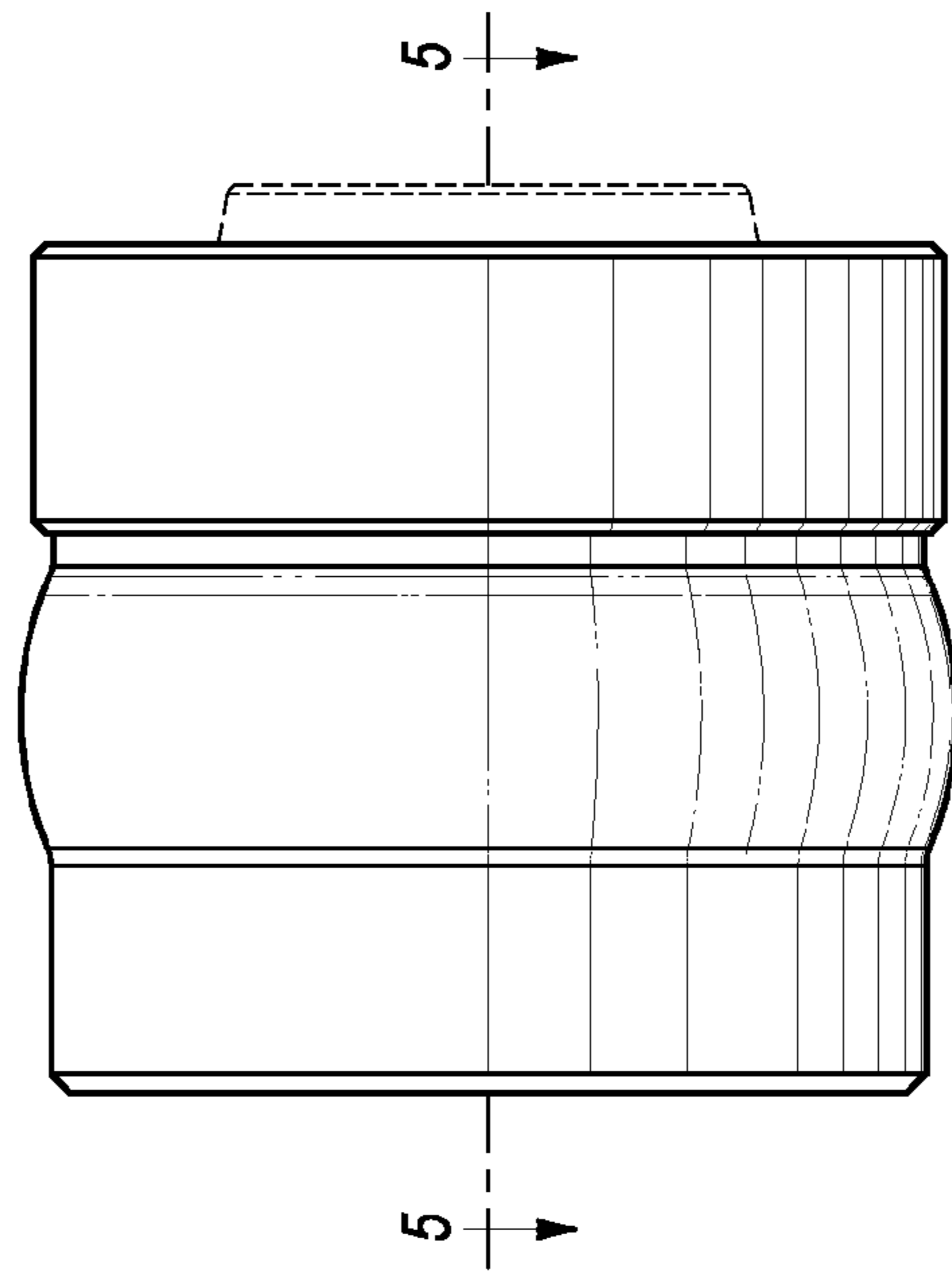


Fig. 2

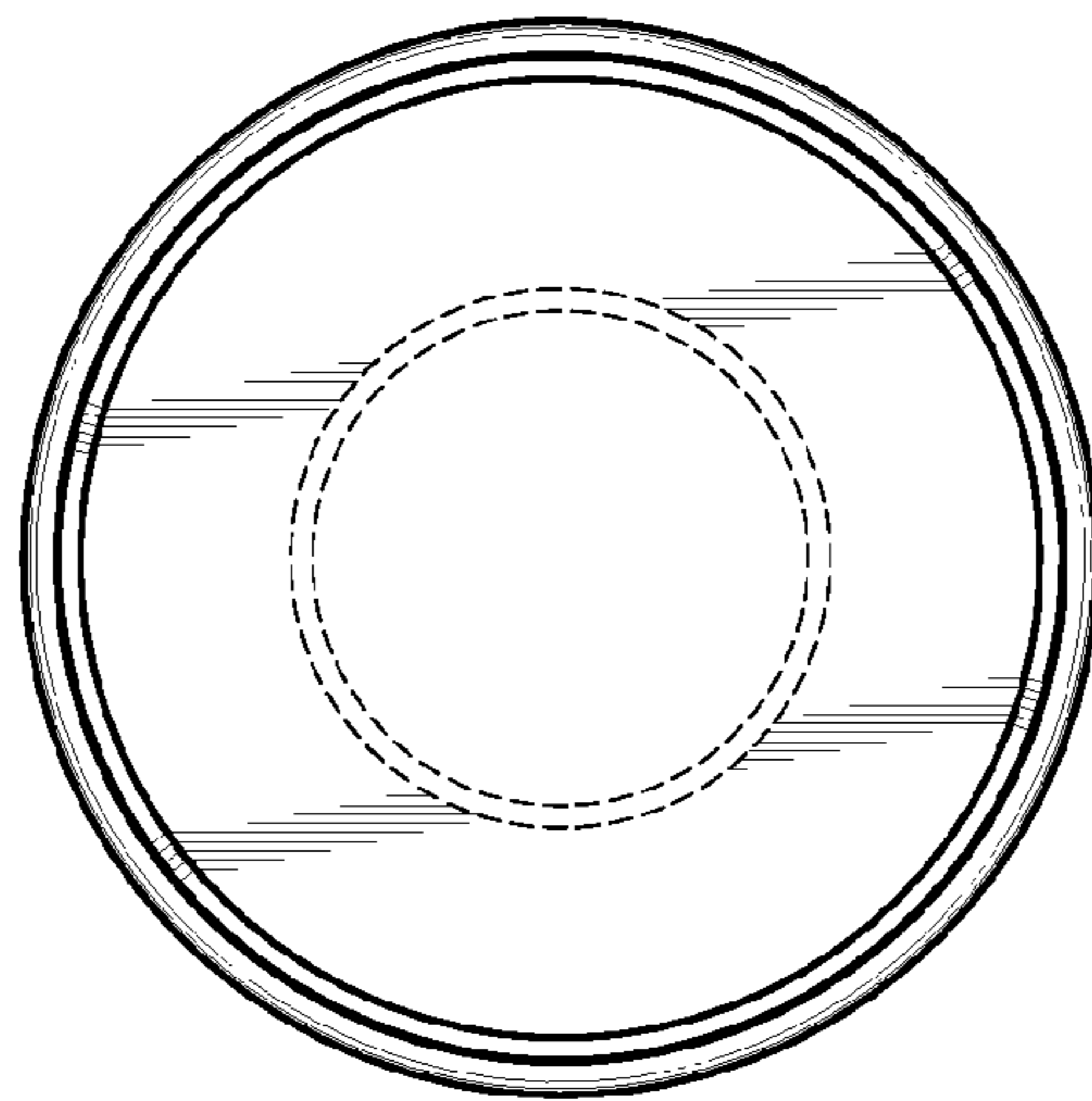


Fig. 3

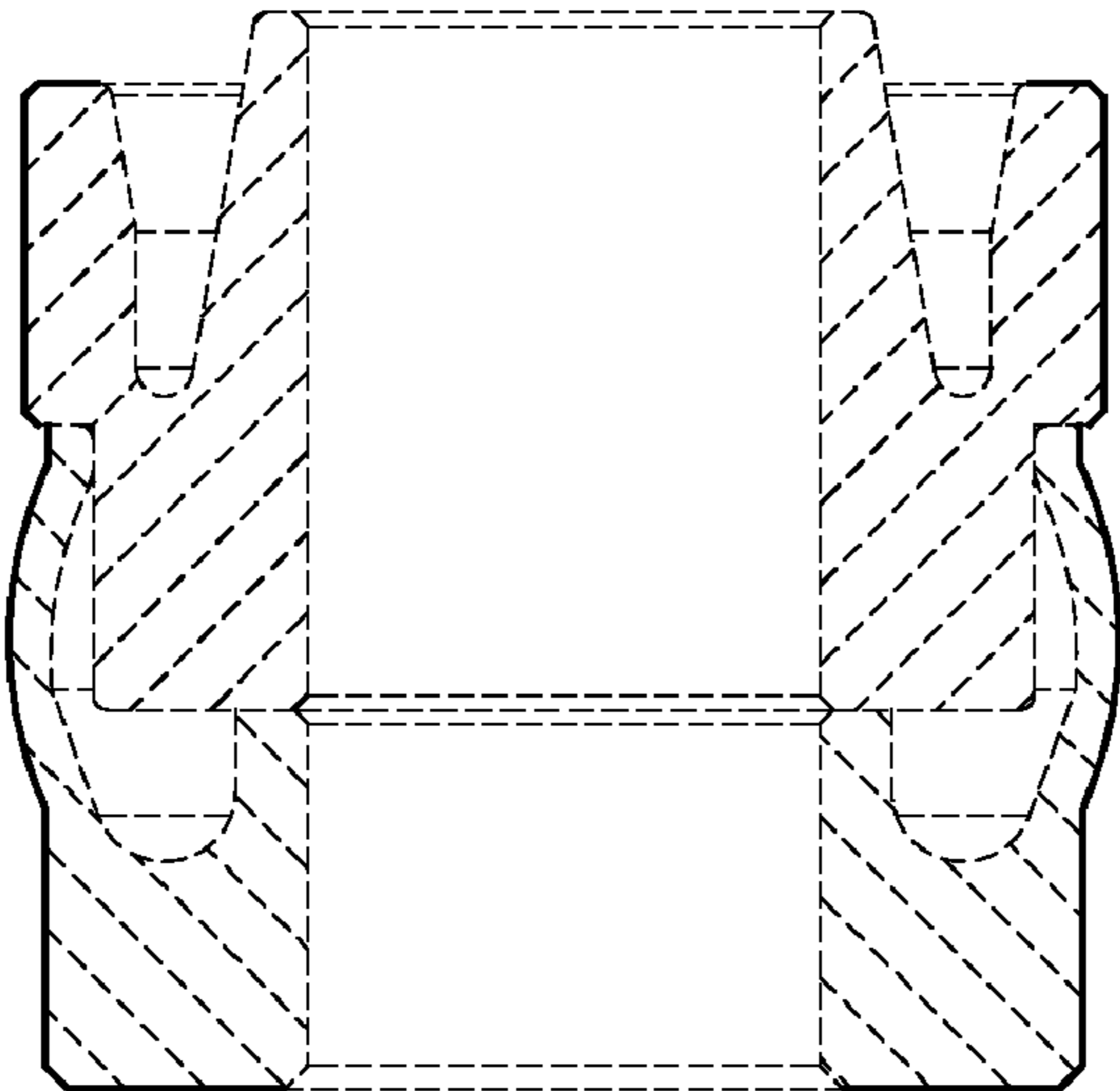


Fig. 5

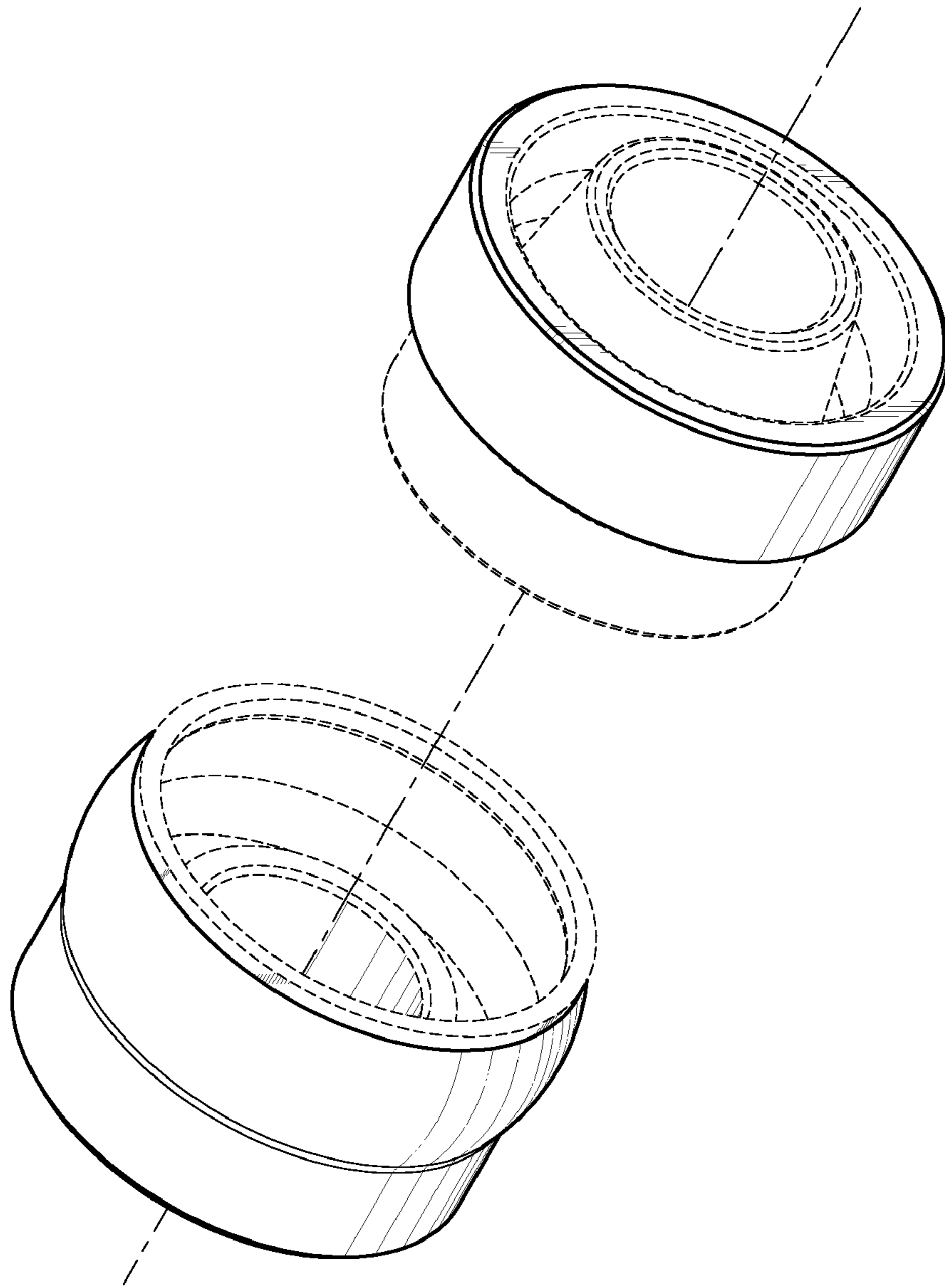


Fig. 6