



US00D650038S

(12) **United States Design Patent**  
**Combrowski**

(10) **Patent No.:** **US D650,038 S**

(45) **Date of Patent:** **\*\* Dec. 6, 2011**

(54) **FISHING REEL**

(75) **Inventor:** **Zbigniew Combrowski**, Tuttlingen (DE)

(73) **Assignee:** **Z-Reels GmbH & Co. KG**, Tuttlingen (DE)

(\*\*) **Term:** **14 Years**

(21) **Appl. No.:** **29/378,369**

(22) **Filed:** **Nov. 3, 2010**

(51) **LOC (9) Cl.** ..... **22-05**

(52) **U.S. Cl.** ..... **D22/137**

(58) **Field of Classification Search** ..... D22/137-141;  
242/118.4, 118.3, 118.7, 311, 317-323, 224,  
242/295, 234, 240, 303

See application file for complete search history.

(56) **References Cited**

**U.S. PATENT DOCUMENTS**

D353,643 S \* 12/1994 Shipley ..... D22/140  
D443,017 S \* 5/2001 Alden ..... D22/140

D515,656 S \* 2/2006 Lepage et al. .... D22/140  
D521,105 S \* 5/2006 Lepage ..... D22/140  
D529,123 S \* 9/2006 Nago ..... D22/140  
D558,299 S \* 12/2007 Lepage et al. .... D22/140  
D581,008 S \* 11/2008 Danielsson ..... D22/140

\* cited by examiner

*Primary Examiner* — Catheri Oliver

(74) *Attorney, Agent, or Firm* — Bachman & LaPointe, P.C.

(57) **CLAIM**

The ornamental design for a fishing reel, as shown.

**DESCRIPTION**

FIG. 1 is a perspective view of the fishing reel according to the invention;

FIG. 2 is a top view of the fishing reel of FIG. 1;

FIG. 3 is an end view of the fishing reel of FIG. 1;


FIG. 4 is a bottom view of the fishing reel of FIG. 1;

FIG. 5 is another end view of the fishing reel of FIG. 1;

FIG. 6 is a side view of the fishing reel of FIG. 1; and,

FIG. 7 is another side view of the fishing reel of FIG. 1.

**1 Claim, 7 Drawing Sheets**








FIGURE 1






FIGURE 2





FIGURE 3






FIGURE 4






FIGURE 5






FIGURE 6






FIGURE 7