



US00D650030S

(12) **United States Design Patent**
Svendsen et al.

(10) **Patent No.:** **US D650,030 S**

(45) **Date of Patent:** **** Dec. 6, 2011**

(54) **HEEL PORTION OF A SKI BINDING**

(75) Inventors: **Øyvar Svendsen**, Oslo (NO); **Thomas Holm**, Oslo (NO); **Even Wøllo**, Nærnes (NO)

(73) Assignee: **Rottefella, AS**, Klokkearstua (NO)

(**) Term: **14 Years**

(21) Appl. No.: **29/362,080**

(22) Filed: **May 19, 2010**

(30) **Foreign Application Priority Data**

Nov. 20, 2009 (EM) 001638388

(51) **LOC (9) Cl.** **21-02**

(52) **U.S. Cl.** **D21/773**

(58) **Field of Classification Search** D21/760,
D21/761, 765, 766, 773, 801, 803; 441/65-66,
441/68-69, 72-75, 79; D12/6; 280/11.3,
280/11.31, 601-606, 609-610

See application file for complete search history.

(56) **References Cited**

U.S. PATENT DOCUMENTS

D274,077 S * 5/1984 Segers et al. D21/773
D329,267 S * 9/1992 Arnulf D21/773

D341,640 S * 11/1993 Hauglin D21/773
D341,864 S * 11/1993 Hauglin D21/773
D425,955 S * 5/2000 Girard et al. D21/773
6,848,703 B2 * 2/2005 Godde et al. 280/607
D537,140 S * 2/2007 Battistoni D21/773
7,252,301 B2 * 8/2007 Valikangas 280/609
D617,408 S * 6/2010 Girard et al. D21/773
7,744,113 B2 * 6/2010 Farges 280/618
2002/0014757 A1 * 2/2002 Silva 280/607
2002/0096860 A1 * 7/2002 Lowe 280/602

* cited by examiner

Primary Examiner — Zenia Bennett

(74) *Attorney, Agent, or Firm* — Knobbe, Martens, Olson & Bear, LLP

(57) **CLAIM**

The ornamental design for a heel portion of a ski binding, as shown and described.

DESCRIPTION

FIG. 1 is a first perspective view of a heel portion of a ski binding showing our new design.

FIG. 2 is a front elevational view thereof.

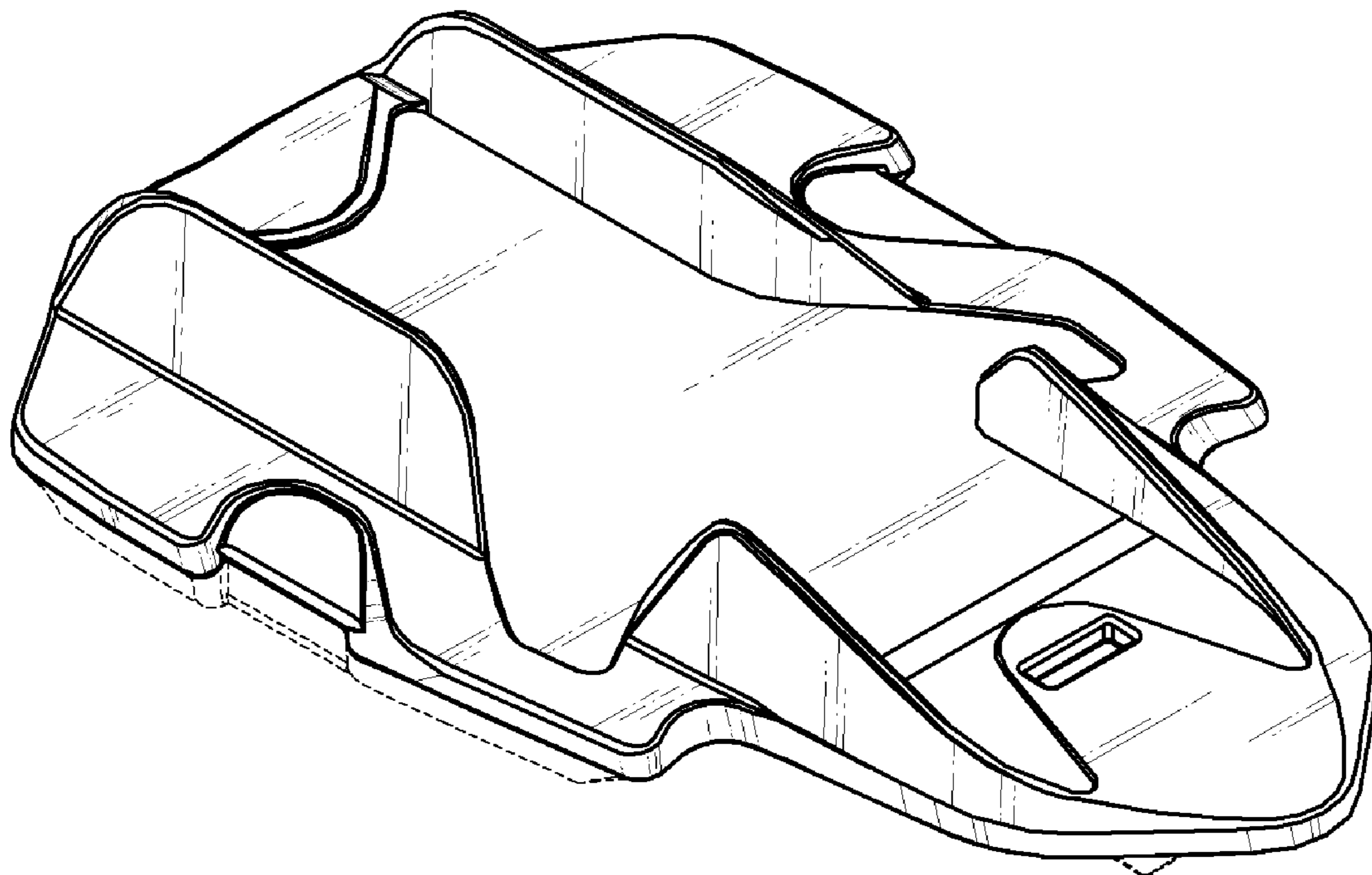
FIG. 3 is a rear elevational view thereof.

FIG. 4 is a right side elevational view thereof. The left side elevational view is a mirror image of the right side elevational view; and,

FIG. 5 is a top plan view thereof.

The broken lines in the drawings are for environmental purposes only and form no part of the claimed design.

1 Claim, 5 Drawing Sheets



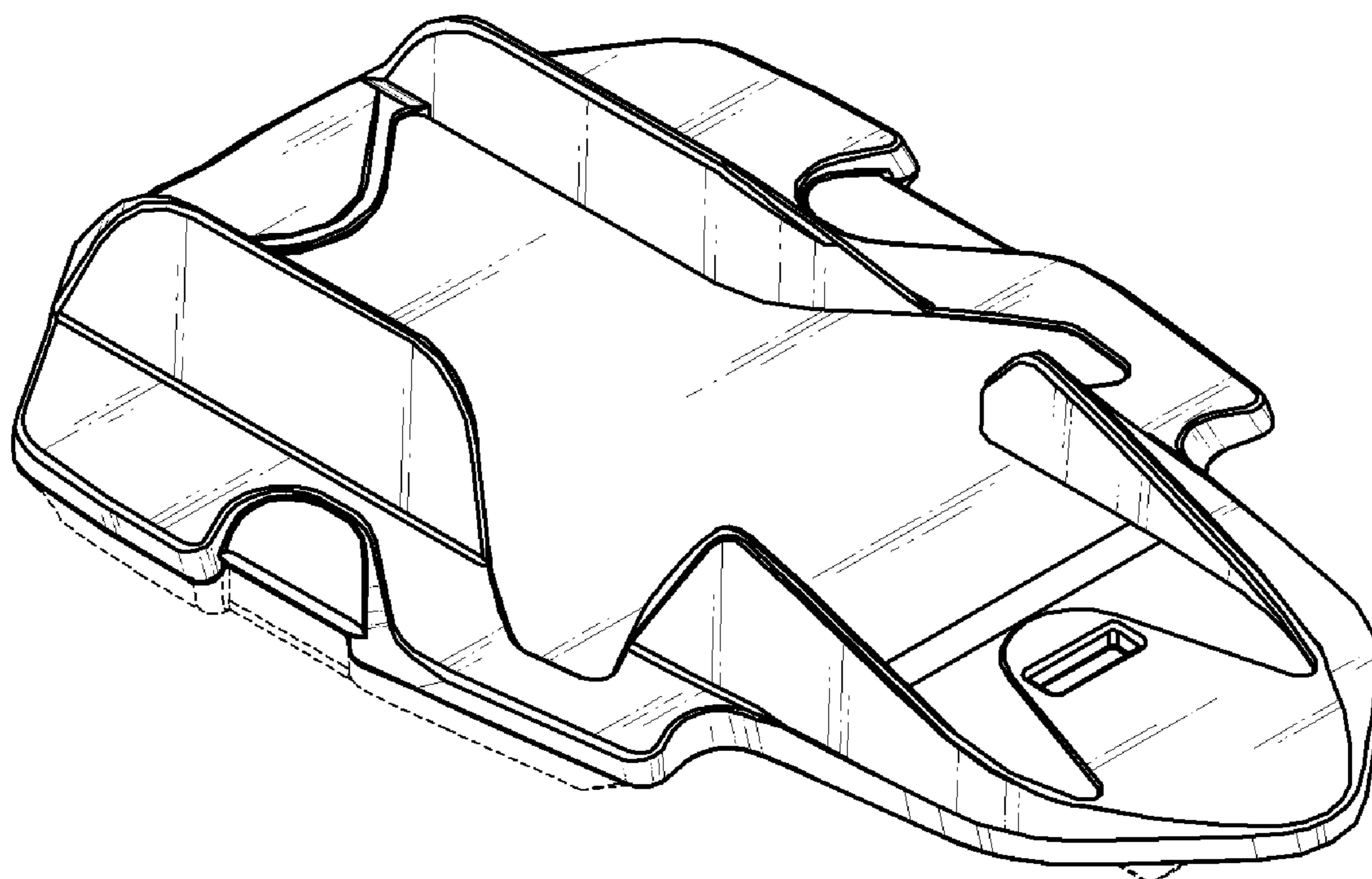


FIG. 1

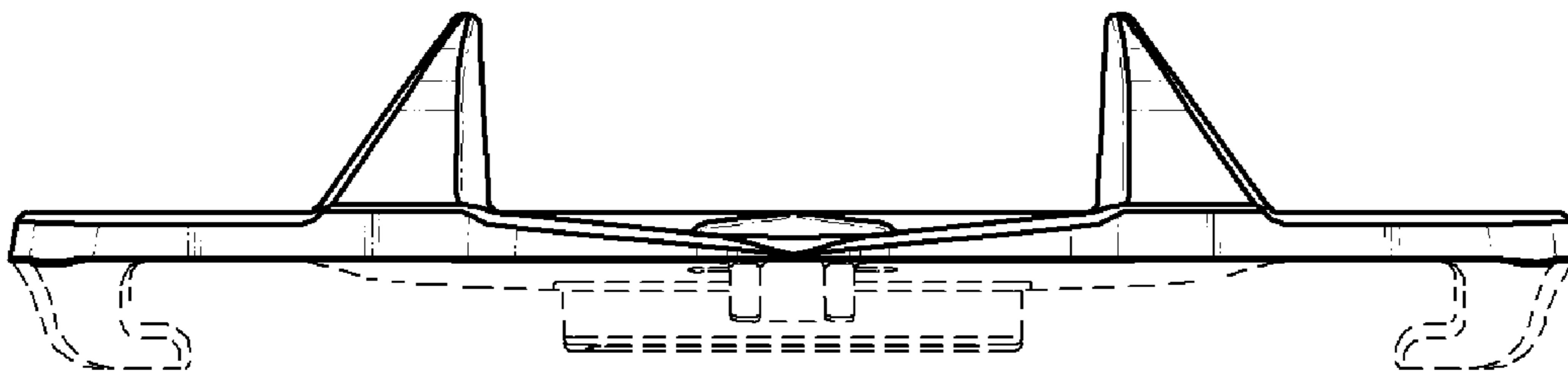


FIG. 2

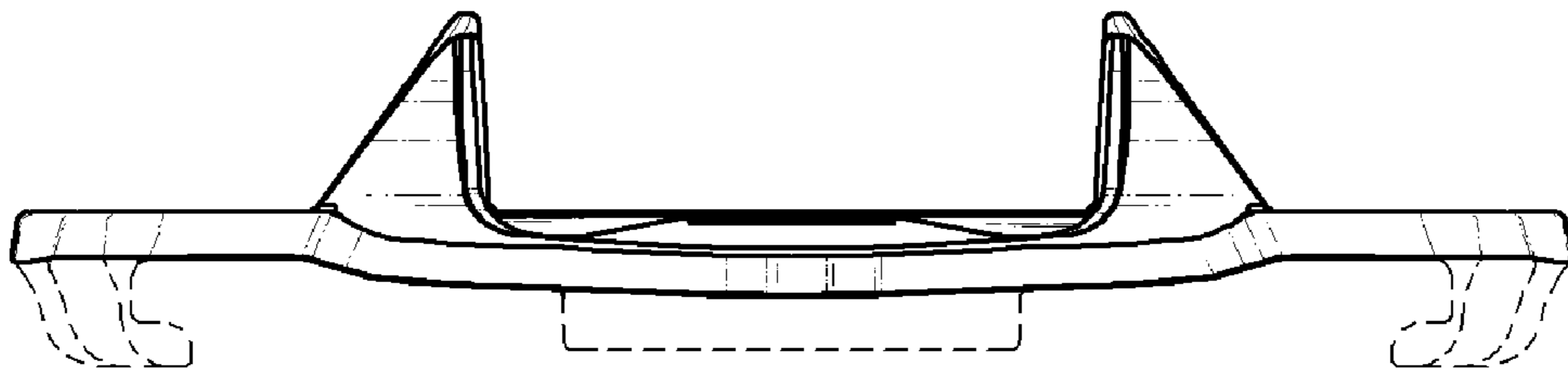


FIG. 3

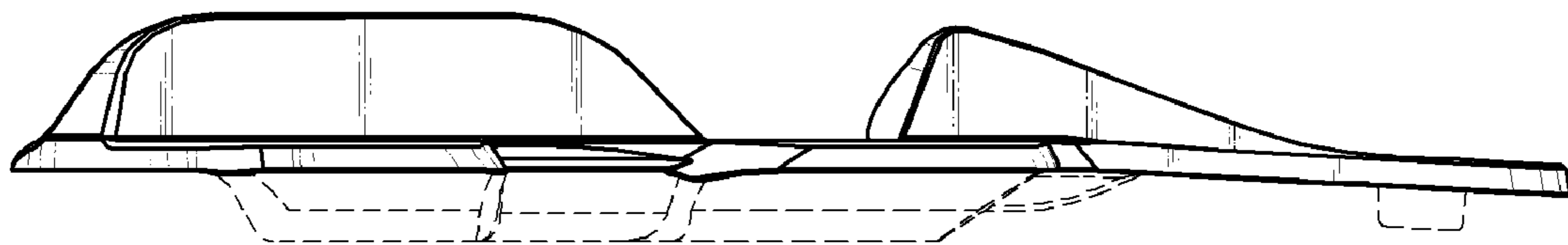


FIG. 4

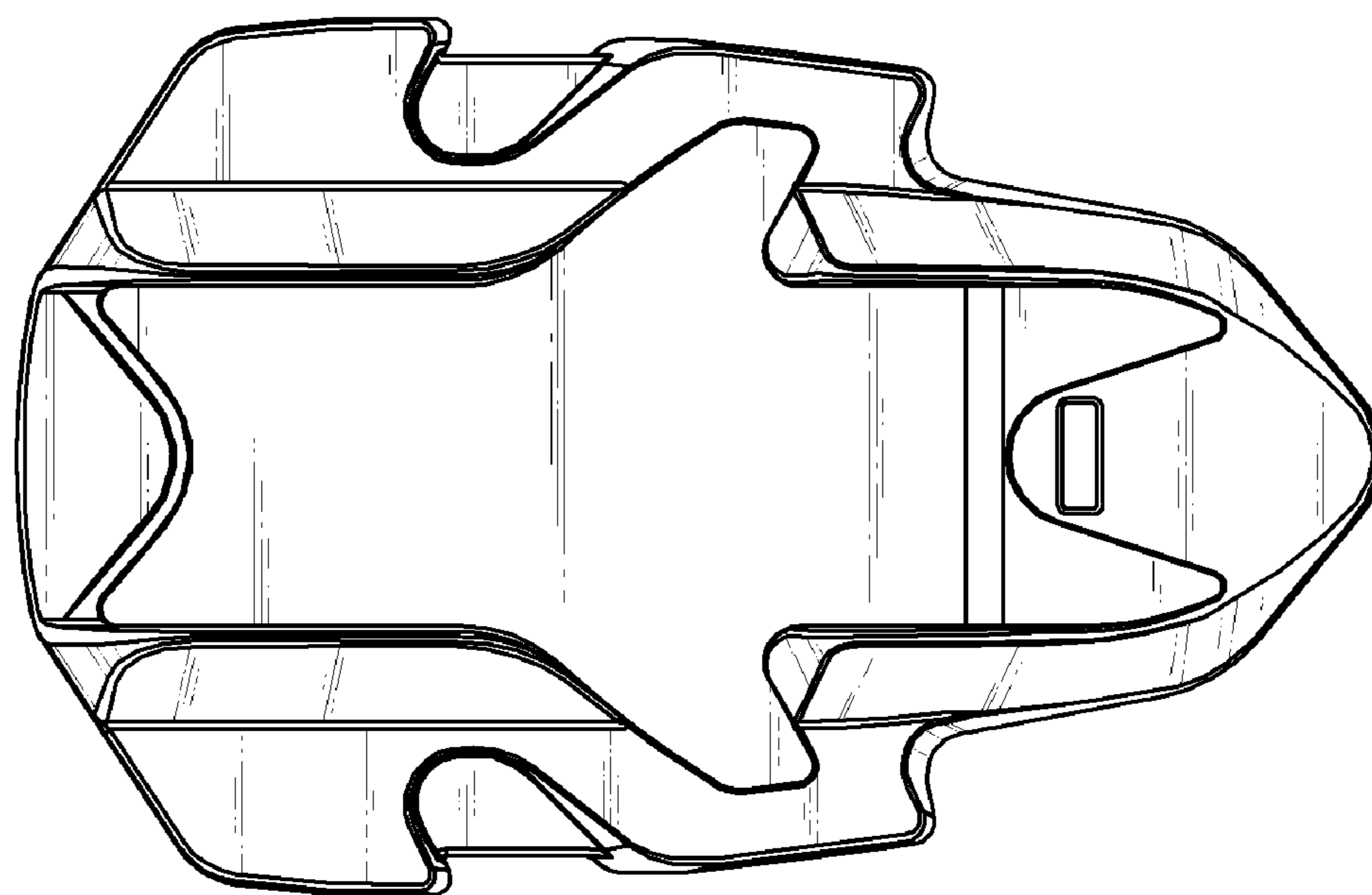


FIG. 5