



US00D650028S

(12) **United States Design Patent**
Duhamel

(10) **Patent No.:** **US D650,028 S**

(45) **Date of Patent:** **** Dec. 6, 2011**

(54) **GOLF CLUB SHAFT**

(76) Inventor: **Maurice Duhamel**, Cowansville (CA)

(**) Term: **14 Years**

(21) Appl. No.: **29/376,201**

(22) Filed: **Oct. 4, 2010**

(51) **LOC (9) Cl.** **21-02**

(52) **U.S. Cl.** **D21/757**

(58) **Field of Classification Search** D21/756-757,
D21/319, 358, 735; 473/315-323

See application file for complete search history.

(56) **References Cited**

U.S. PATENT DOCUMENTS

2,018,723	A	*	10/1935	Hutchison	473/315
2,785,899	A	*	3/1957	Burke	D21/319
5,620,378	A	*	4/1997	Fritz et al.	473/316
D400,628	S	*	11/1998	Fuligni et al.	D21/735
D479,293	S	*	9/2003	Bergling Olson	D21/757
D505,986	S	*	6/2005	Bamber	D21/757
D507,815	S	*	7/2005	Hedrick et al.	D21/757
D522,079	S	*	5/2006	Healer	D21/757
D525,671	S	*	7/2006	Hu	D21/735
D540,900	S	*	4/2007	Gedeon	D21/757
D556,281	S	*	11/2007	Bamber	D21/757

D569,940	S	*	5/2008	Lemire	D21/757
D579,069	S	*	10/2008	Gedeon	D21/757
D594,075	S	*	6/2009	Bamber	D21/757
D606,146	S	*	12/2009	Gedeon	D21/757

* cited by examiner

Primary Examiner — Mitchell Siegel

(74) *Attorney, Agent, or Firm* — Norton Rose OR LLP

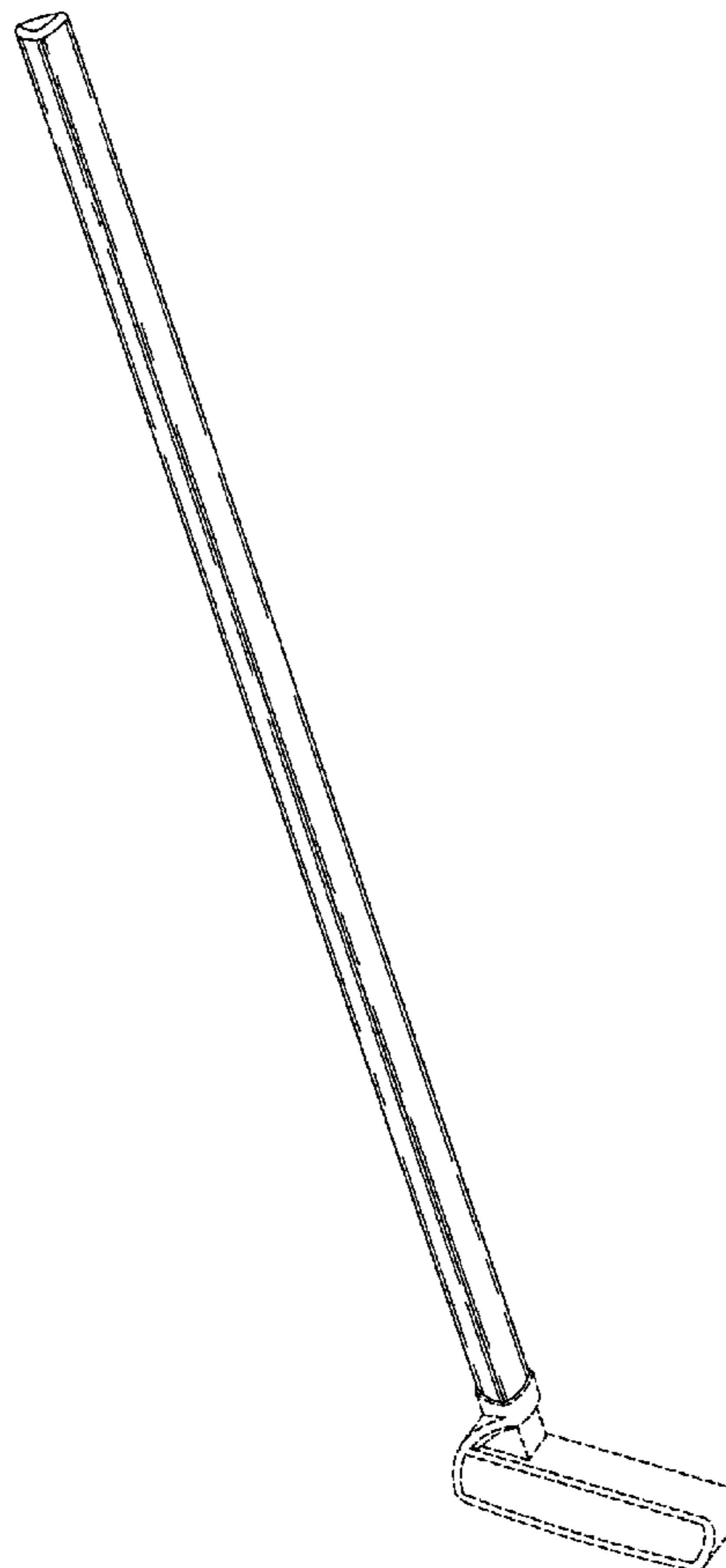
(57) **CLAIM**

The ornamental design of a golf club shaft, as shown and described.

DESCRIPTION

FIG. 1 is a perspective view of the golf club shaft;
 FIG. 2 is a side view of FIG. 1, the opposite side being identical;
 FIG. 3 is a front view of FIG. 1;
 FIG. 4 is a rear view of FIG. 1;
 FIG. 5 is a bottom view of FIG. 1;
 FIG. 6 is a top view of FIG. 1; and,
 FIG. 7 is another perspective view of the shaft of FIG. 1 shown on an inclined iron club head.
 The broken line showing of the putter head (FIG. 1) and the iron club head (FIG. 7) is included for the purpose of illustrating and forms no part of the claimed design.

1 Claim, 5 Drawing Sheets



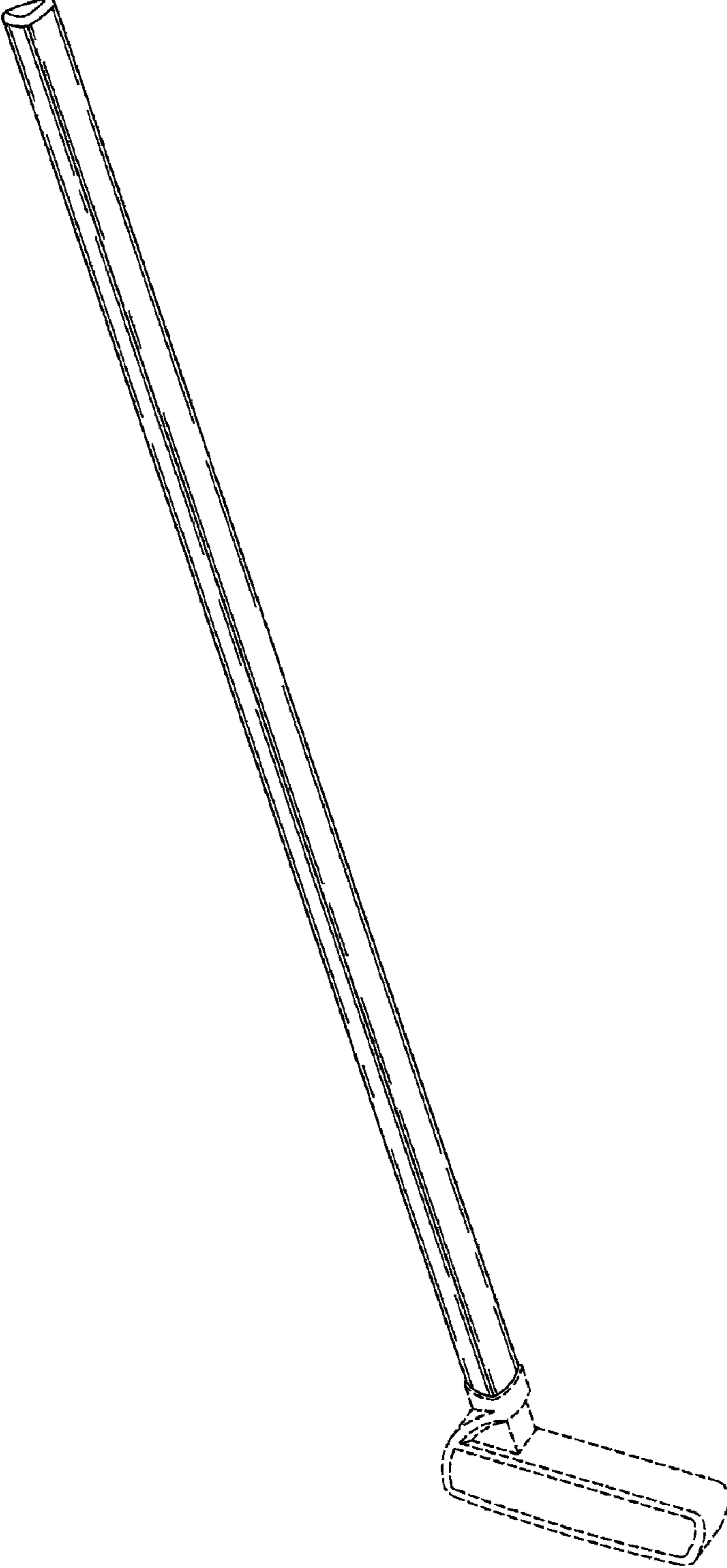


Fig-1

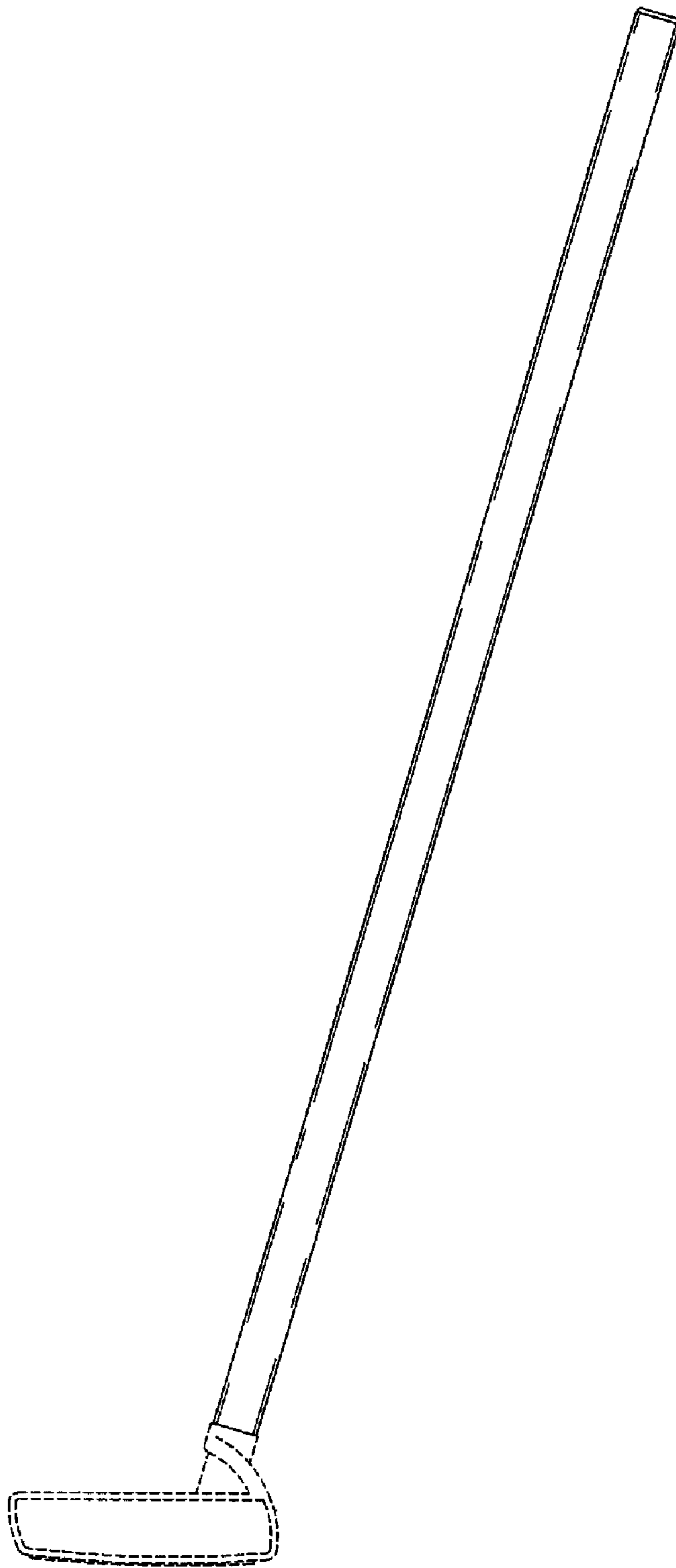


Fig-2



Fig-3

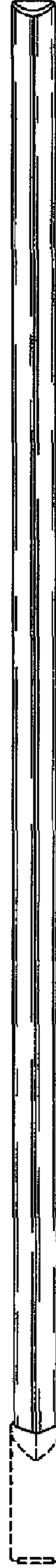


Fig-4




Fig. 5




Fig. 6

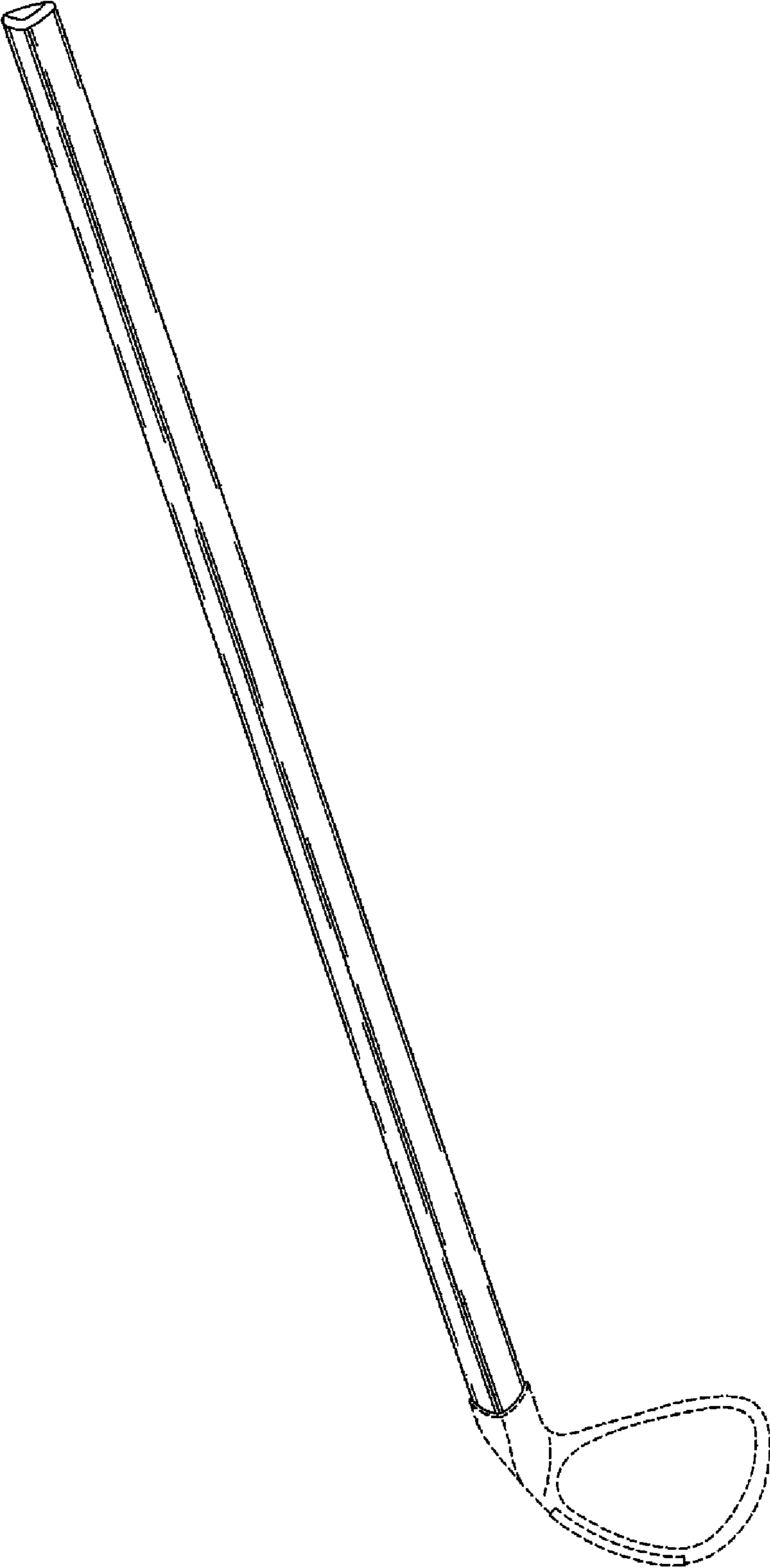


FIG-7