



US00D650006S

(12) **United States Design Patent**  
**Perks**

(10) **Patent No.:** **US D650,006 S**

(45) **Date of Patent:** **\*\* Dec. 6, 2011**

(54) **ACOUSTIC PANEL**

(76) Inventor: **Samuel Chris Perks**, Camden, NJ (US)

(\*\*) Term: **14 Years**

(21) Appl. No.: **29/352,097**

(22) Filed: **Dec. 16, 2009**

(51) **LOC (9) Cl.** ..... **17-99**

(52) **U.S. Cl.** ..... **D17/99**

(58) **Field of Classification Search** ..... D17/99;  
84/453, DIG. 26, 189, 192, 294; 181/284,  
181/175, 176; D6/332, 492; D25/138; D14/496,  
D14/499, 204, 222; 450/57; 381/63, 426,  
381/56, 160, 430

See application file for complete search history.

(56) **References Cited**

**U.S. PATENT DOCUMENTS**

1,798,048	A *	3/1931	Ungrich	84/294
3,328,537	A *	6/1967	Hecht	381/426
3,444,772	A *	5/1969	Martin	84/402
4,149,935	A *	4/1979	Fields et al.	376/249
4,207,964	A *	6/1980	Taguchi	181/284
D286,399	S *	10/1986	Willy	D14/222
4,738,817	A *	4/1988	Wittwer et al.	264/328.14
4,985,813	A *	1/1991	Putman	362/186
5,729,941	A *	3/1998	Kassardjian et al.	52/301
6,080,037	A *	6/2000	Lee et al.	450/38
D461,200	S *	8/2002	Pierotti et al.	D16/101
6,444,976	B1 *	9/2002	Ishikawa et al.	250/229
D595,670	S *	7/2009	Glassman et al.	D13/168
D624,938	S *	10/2010	Kelly et al.	D15/28
2010/0015887	A1 *	1/2010	Huang	450/57

**FOREIGN PATENT DOCUMENTS**

WO WO 2007084860 A2 \* 7/2007

\* cited by examiner

*Primary Examiner* — Rashida Johnson

(74) *Attorney, Agent, or Firm* — Licata & Tyrrell P.C.

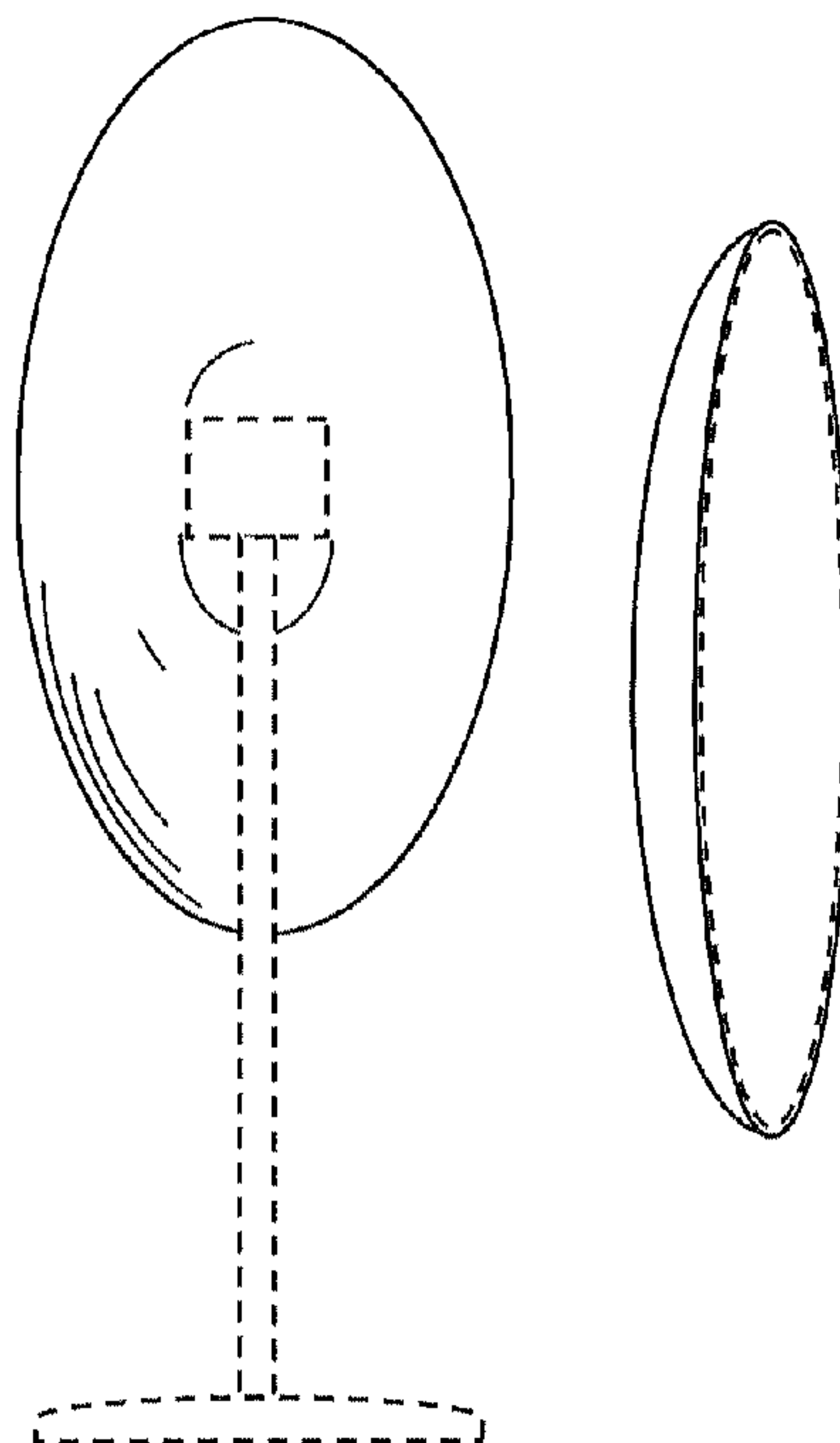
(57) **CLAIM**

The ornamental design for an acoustic panel, as shown and described.

**DESCRIPTION**


FIG. 1 is a top view of the acoustic panel.  
 FIG. 2 is a bottom view of the acoustic panel.  
 FIG. 3 is a left view of the acoustic panel.  
 FIG. 4 is a right view of the acoustic panel.  
 FIG. 5 is a front view of the acoustic panel. The broken lines form no part of the claimed design.  
 FIG. 6 is a rear view of the acoustic panel; and,  
 FIG. 7 is a perspective view showing the front and left side of the acoustic panel. The broken lines form no part of the claimed design.  
 The broken lines illustrate a base or stand attached to the claimed acoustic panel and form no part of the claimed design.  
 The claimed acoustic panel is a free-standing, personal-sized, concave surface designed to optimize the reflection of sound waves from an acoustic musical instrument to the player's own ears.

**1 Claim, 1 Drawing Sheet**

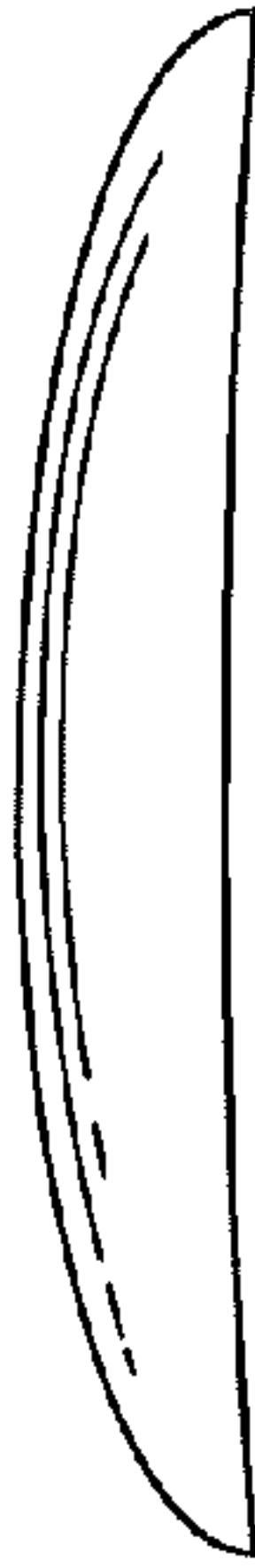





*FIG. 1*



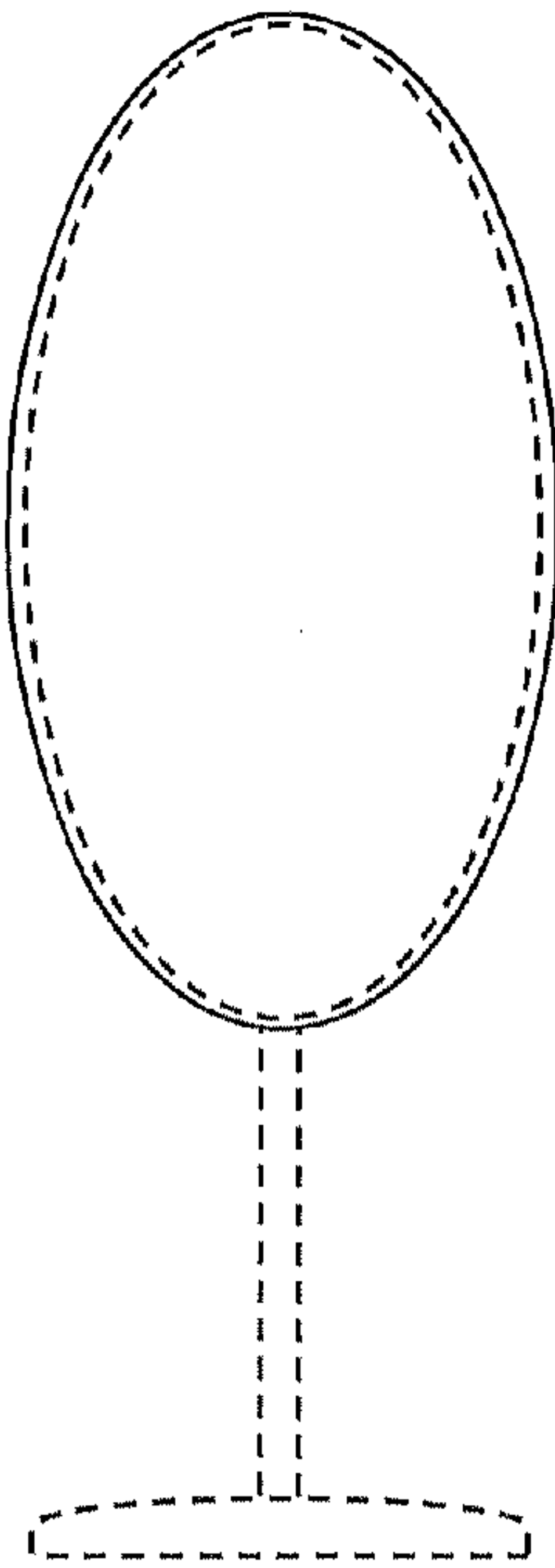
*FIG. 2*



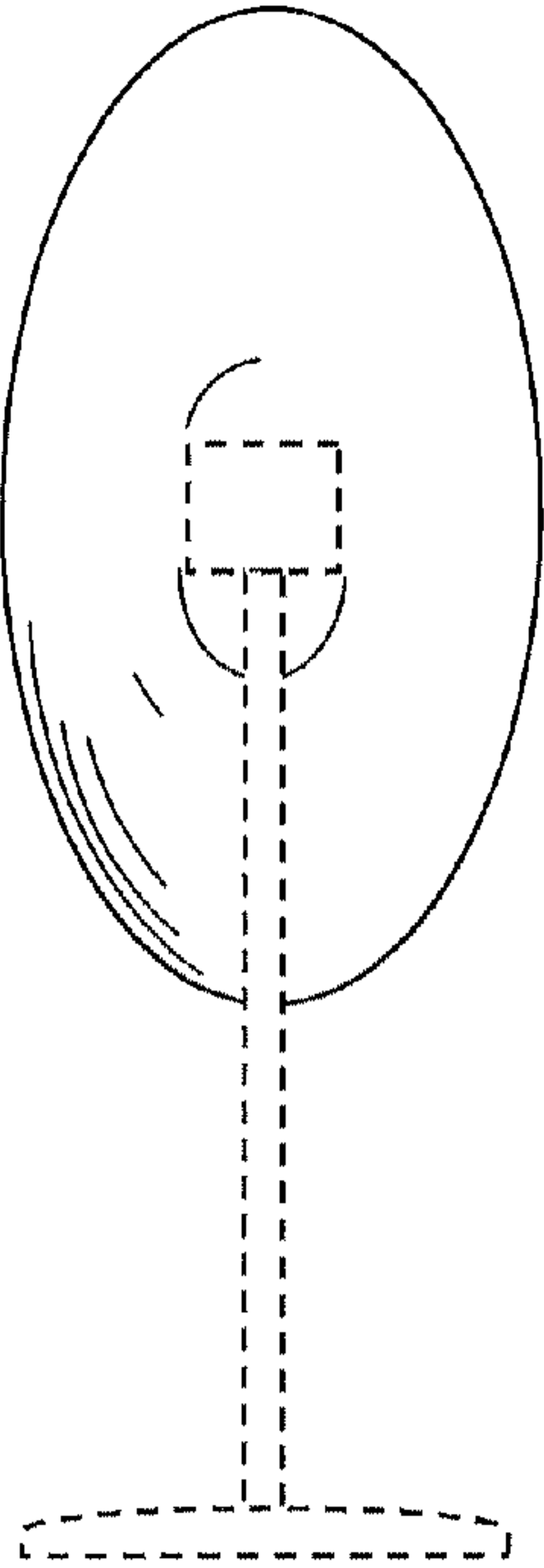
*FIG. 3*



*FIG. 4*



*FIG. 5*



*FIG. 6*



*FIG. 7*