



US00D650004S

(12) **United States Design Patent**  
**Lawing**

(10) **Patent No.:** **US D650,004 S**

(45) **Date of Patent:** **\*\* Dec. 6, 2011**

(54) **ELECTROMAGNETIC PICKUP FOR A STRINGED INSTRUMENT**

5,789,691 A \* 8/1998 Stich ..... 84/726  
5,811,710 A 9/1998 Blucher et al. .... 84/728  
5,834,999 A 11/1998 Kinman ..... 336/84 R

(Continued)

(76) Inventor: **Andrew Scott Lawing**, Newark, DE  
(US)

FOREIGN PATENT DOCUMENTS

(\*\*) Term: **14 Years**

JP 2006235120 A \* 9/2006

(21) Appl. No.: **29/393,230**

OTHER PUBLICATIONS

(22) Filed: **Jun. 1, 2011**

Mario Milan, Pickups: Windings and Magnets . . . and the Guitar Became Electric, 2007 Centerstream Publishing, copyright page and pp. 31, 46, 49, 55, 58, 70.

(51) **LOC (9) Cl.** ..... **17-03**

(52) **U.S. Cl.** ..... **D17/20**

(58) **Field of Classification Search** ..... D17/14,  
D17/18, 19, 20, 99; 84/723, 725, 726, 267,  
84/290, 291, 293, 453

(Continued)

See application file for complete search history.

*Primary Examiner* — Rashida Johnson

(74) *Attorney, Agent, or Firm* — The Patent Source

(56) **References Cited**

(57) **CLAIM**

The ornamental design for an electromagnetic pickup for a stringed instrument, as shown and described.

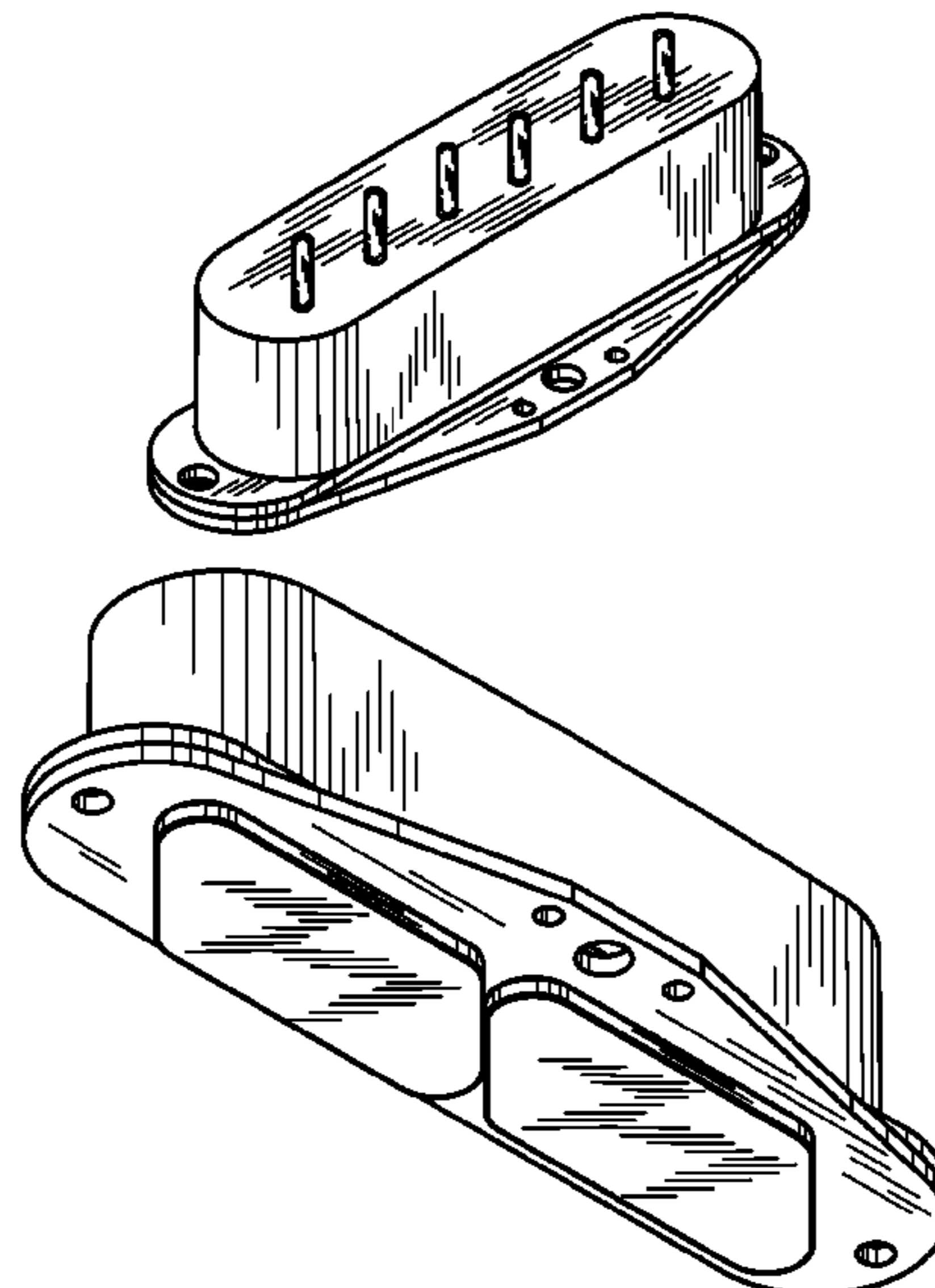
U.S. PATENT DOCUMENTS

**DESCRIPTION**

D188,348 S	7/1960	Berglund	.....	D56/1
3,709,084 A *	1/1973	Stobaugh	.....	84/726
3,983,778 A	10/1976	Bartolini	.....	84/1.15
4,133,243 A *	1/1979	DiMarzio	.....	84/727
4,320,681 A *	3/1982	Altilio	.....	84/726
4,442,749 A	4/1984	DiMarzio et al.	.....	84/1.15
4,463,648 A	8/1984	Fender	.....	84/1.15
D279,380 S	6/1985	Stich	.....	D17/20
4,524,667 A *	6/1985	Duncan	.....	84/728
4,534,258 A	8/1985	Anderson	.....	84/1.15
4,535,668 A	8/1985	Schaller	.....	84/1.15
D287,602 S	1/1987	Smith et al.	.....	D17/20
D319,456 S	8/1991	Fender	.....	D17/20
5,111,728 A	5/1992	Blucher et al.	.....	84/726
5,168,117 A *	12/1992	Anderson	.....	84/726
5,290,968 A *	3/1994	Mirigliano et al.	.....	84/726
D351,852 S *	10/1994	Beller	.....	D17/20
D354,507 S	1/1995	Lace	.....	D17/20
D355,207 S *	2/1995	Beller	.....	D17/20
5,389,731 A	2/1995	Lace et al.	.....	84/726
5,525,750 A	6/1996	Beller	.....	84/726
D381,355 S	7/1997	Frank-Braun	.....	D17/20
5,668,520 A	9/1997	Kinman	.....	336/84 R

FIG. 1 is a top perspective view of an electromagnetic pickup for a stringed instrument showing my new design;  
FIG. 2 is a side elevational view thereof;  
FIG. 3 is a side elevational view thereof, opposite the side shown in FIG. 2;  
FIG. 4 is a bottom perspective view thereof;  
FIG. 5 is a top plan view thereof;  
FIG. 6 is a bottom plan view thereof;  
FIG. 7 is a front elevational view thereof;  
FIG. 8 is a rear elevational view thereof;  
FIG. 9 is a top perspective view of an electromagnetic pickup for a stringed instrument, showing a second embodiment of the design;  
FIG. 10 is a top plan view thereof;  
FIG. 11 is a bottom plan view thereof;  
FIG. 12 is a front elevational view thereof; and,  
FIG. 13 is a rear elevational view thereof.

**1 Claim, 4 Drawing Sheets**



# US D650,004 S

Page 2

---

## U.S. PATENT DOCUMENTS

5,908,998 A 6/1999 Blucher et al. .... 84/728  
6,103,966 A 8/2000 Kinman ..... 84/728  
6,291,759 B1 \* 9/2001 Turner ..... 84/726  
6,846,981 B2 \* 1/2005 Devers ..... 84/728  
D520,048 S 5/2006 Krozack et al. .... D17/20  
7,612,282 B1 11/2009 Lawing ..... 84/726  
7,994,413 B2 \* 8/2011 Salo ..... 84/726

2002/0069749 A1 6/2002 Hoover et al. .... 84/738  
2004/0003709 A1 1/2004 Kinman ..... 84/728

## OTHER PUBLICATIONS

Premier Guitar, Aug. 2011, pp. 6, 10 and 177, including Lindy Fralin  
Pickup advertisement depicting prior art pickups.

\* cited by examiner

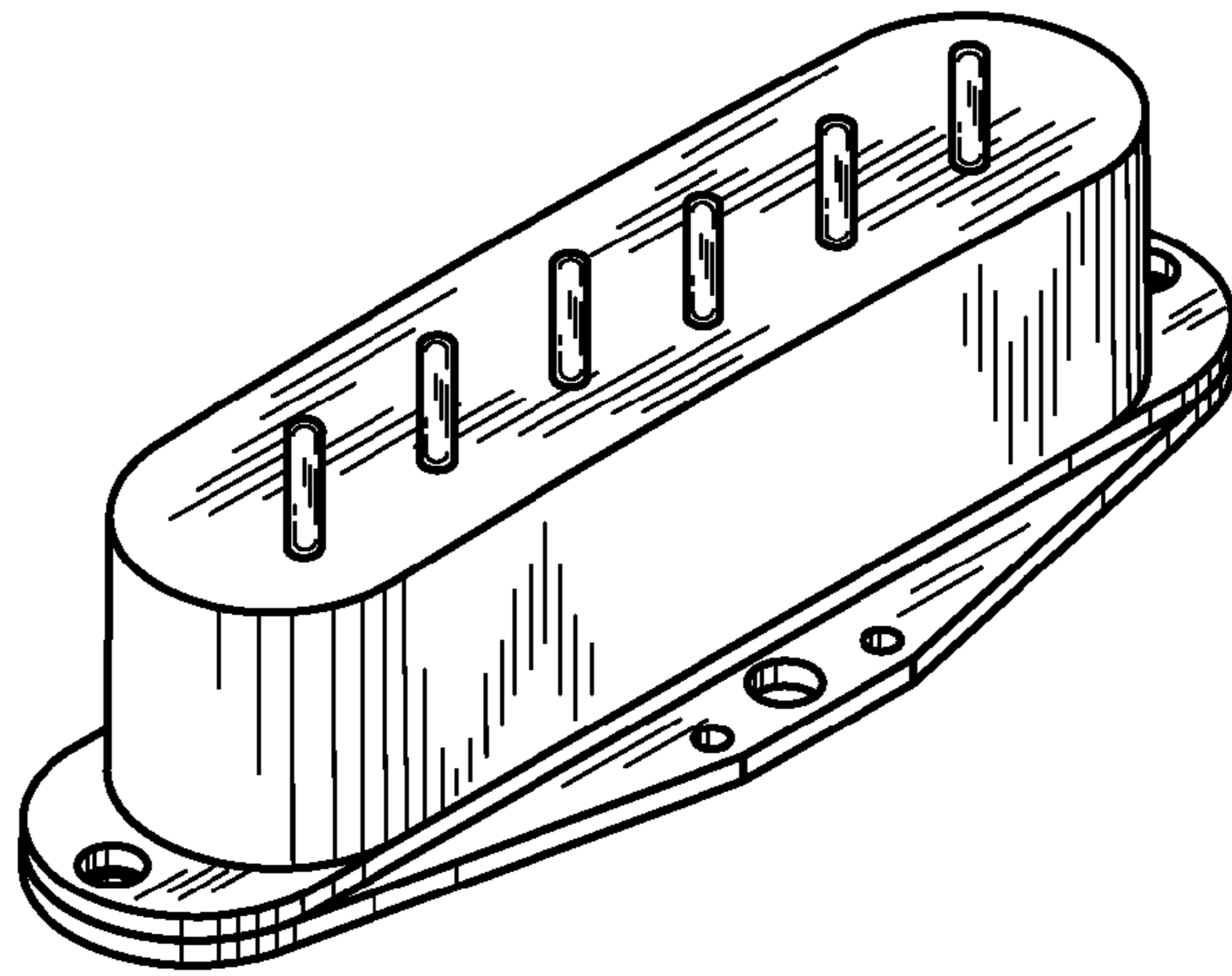


Figure 1

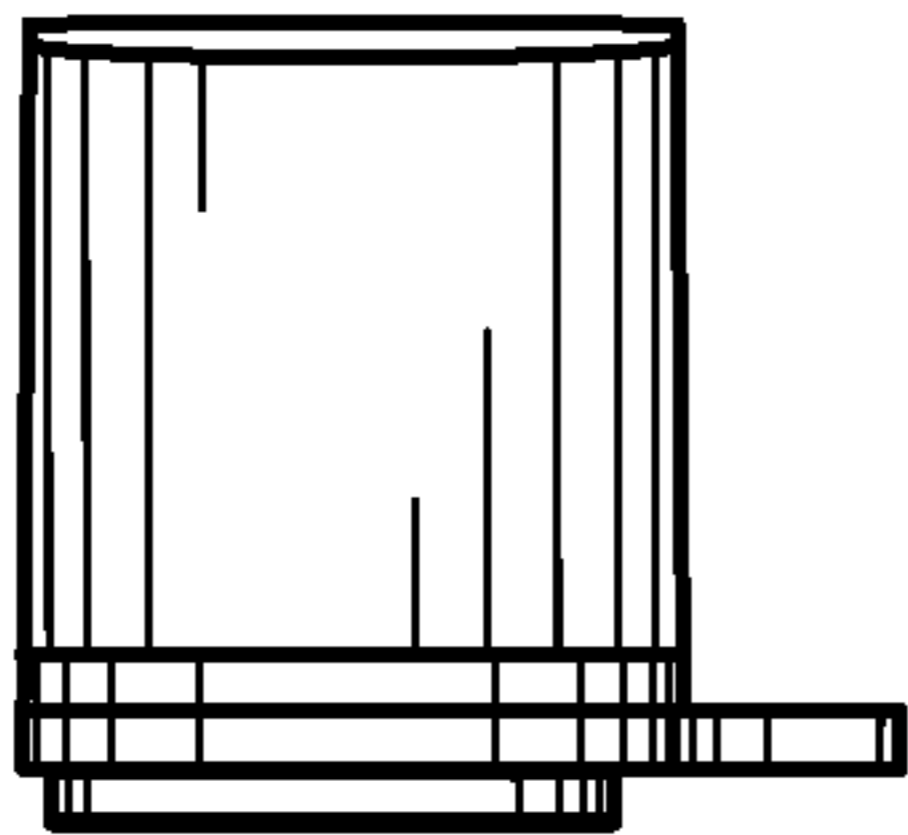


Figure 2

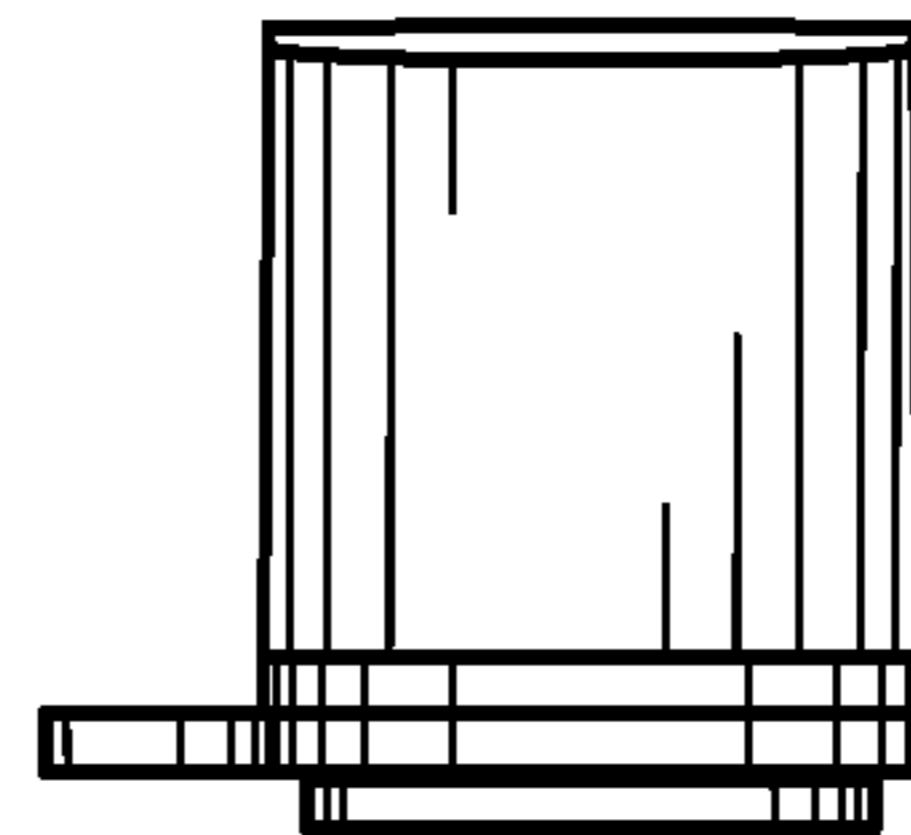


Figure 3

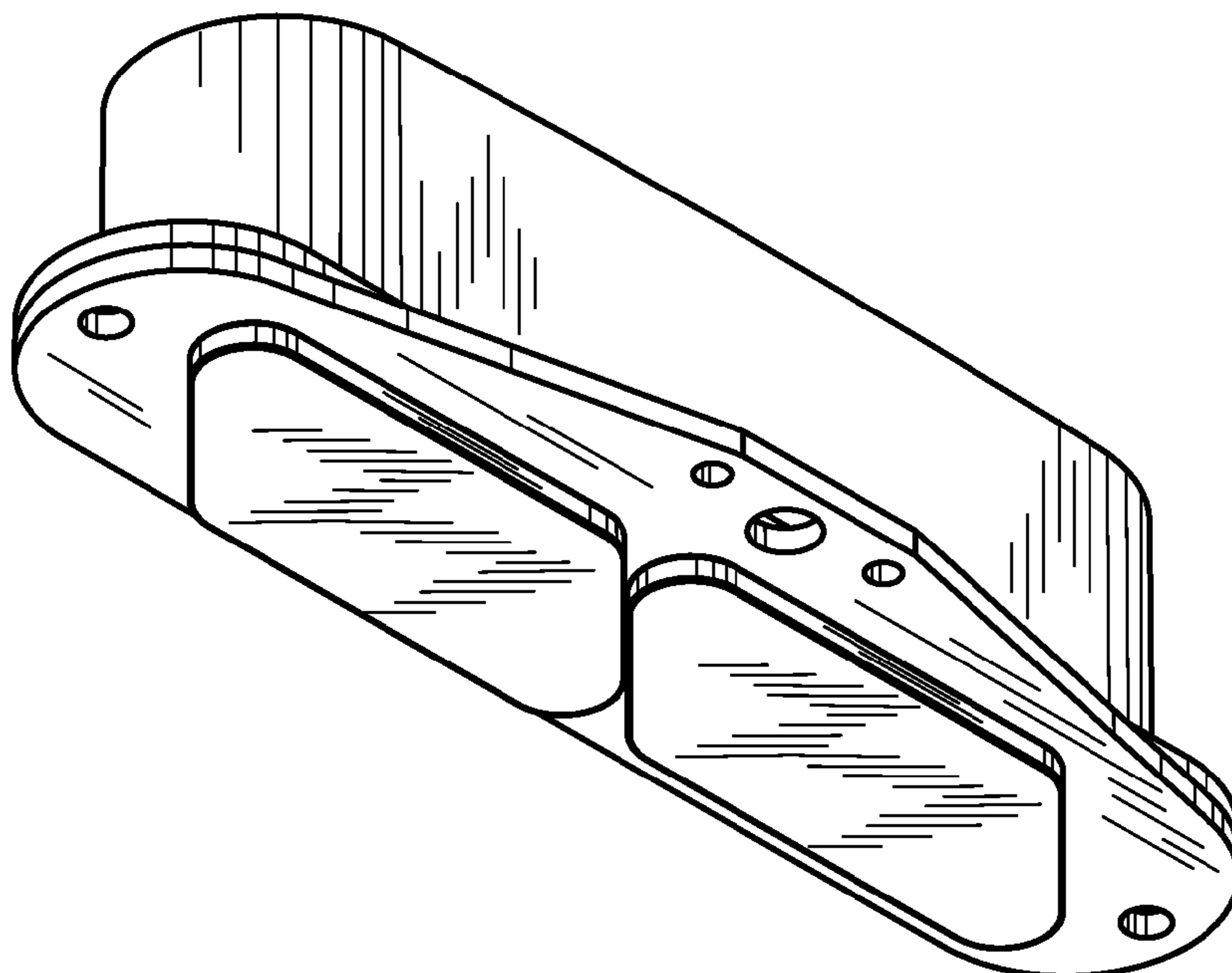


Figure 4

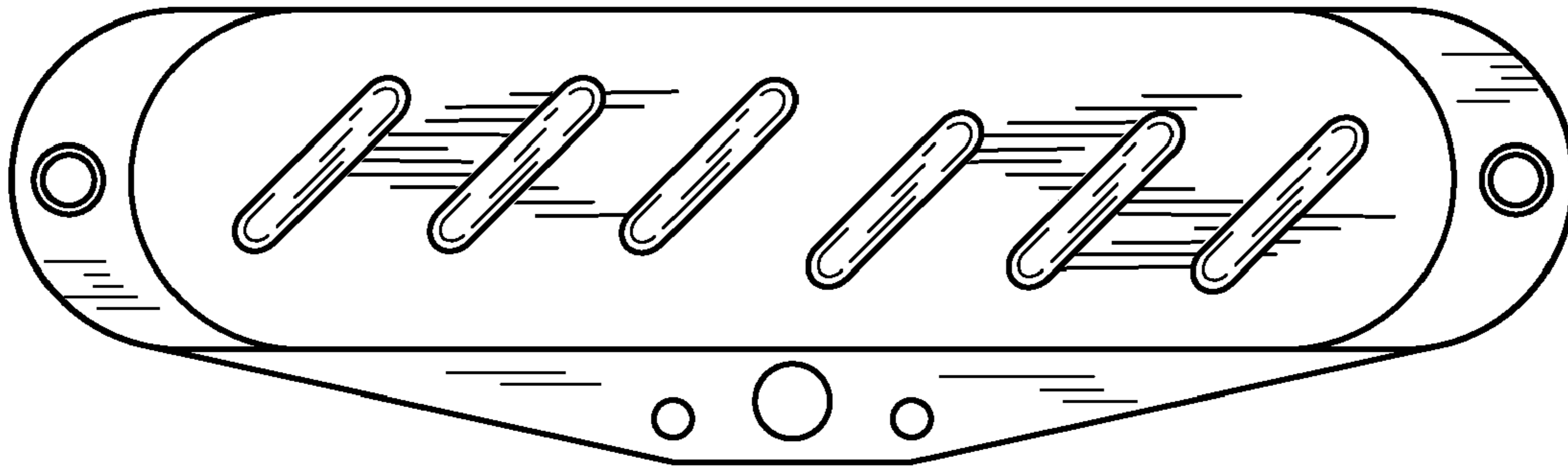


Figure 5

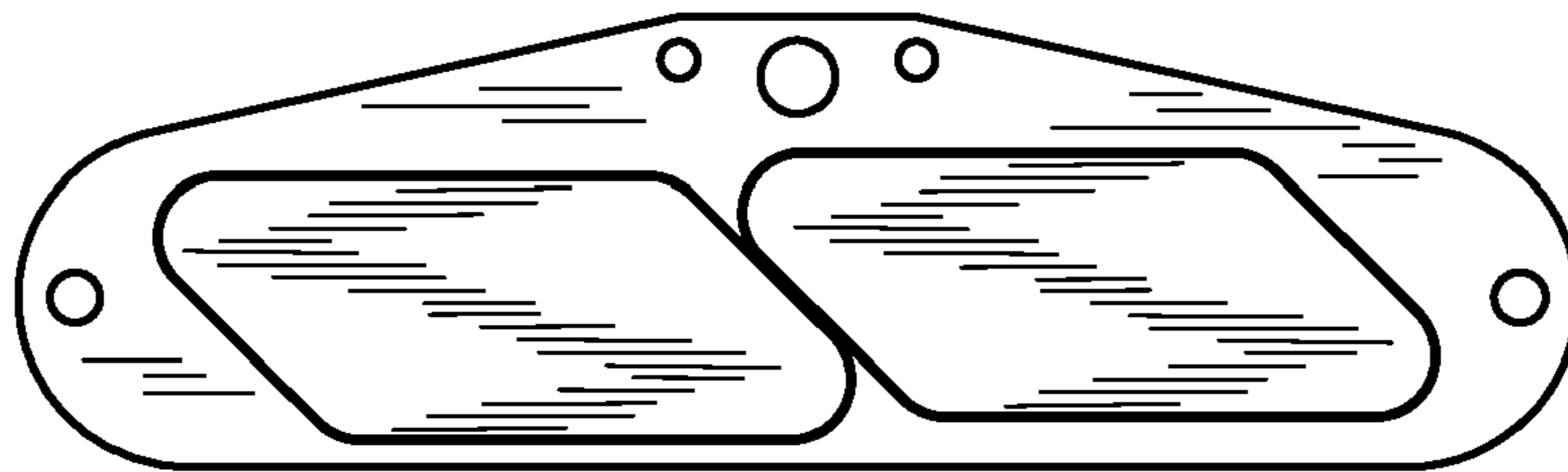


Figure 6



Figure 7




Figure 8

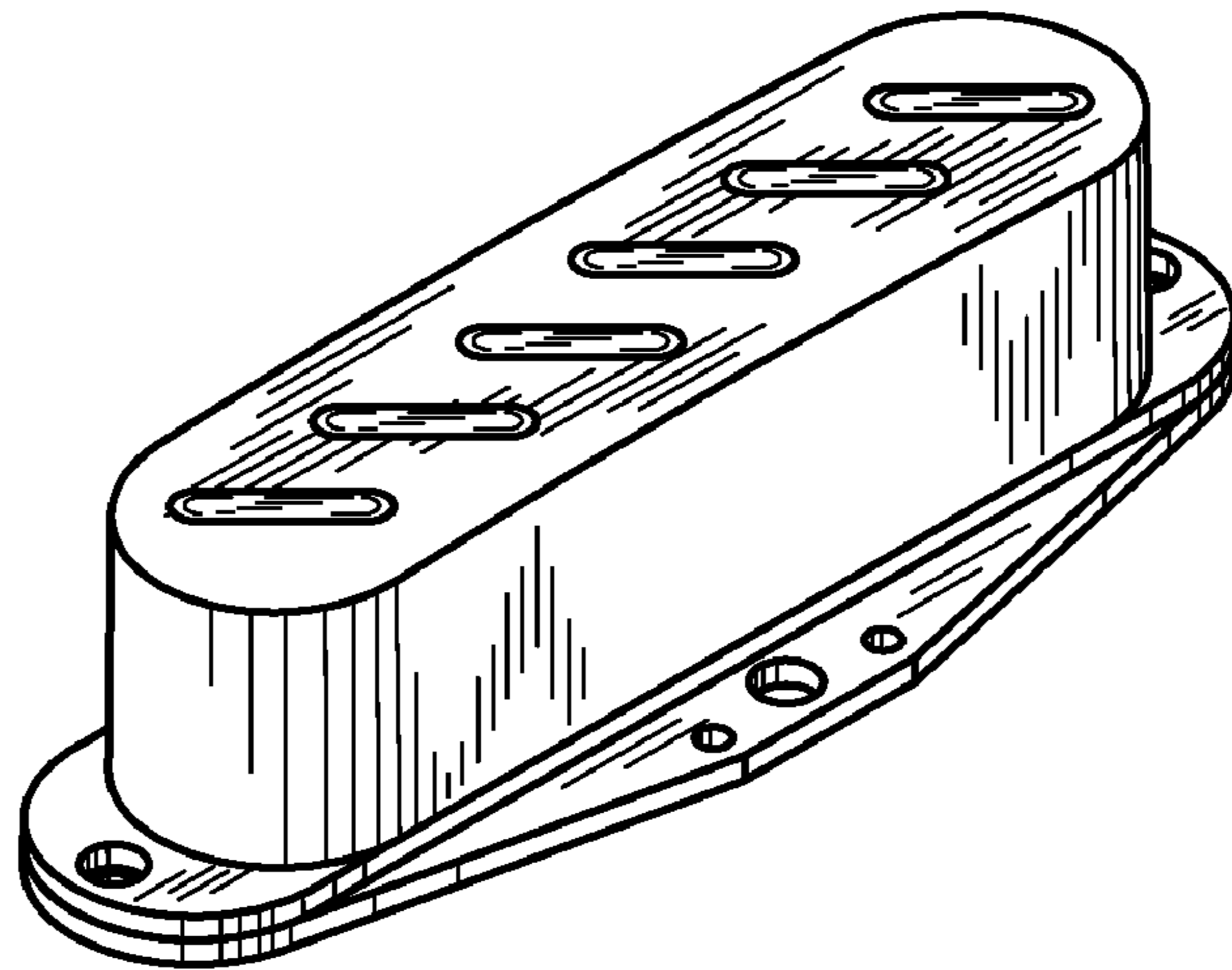


Figure 9

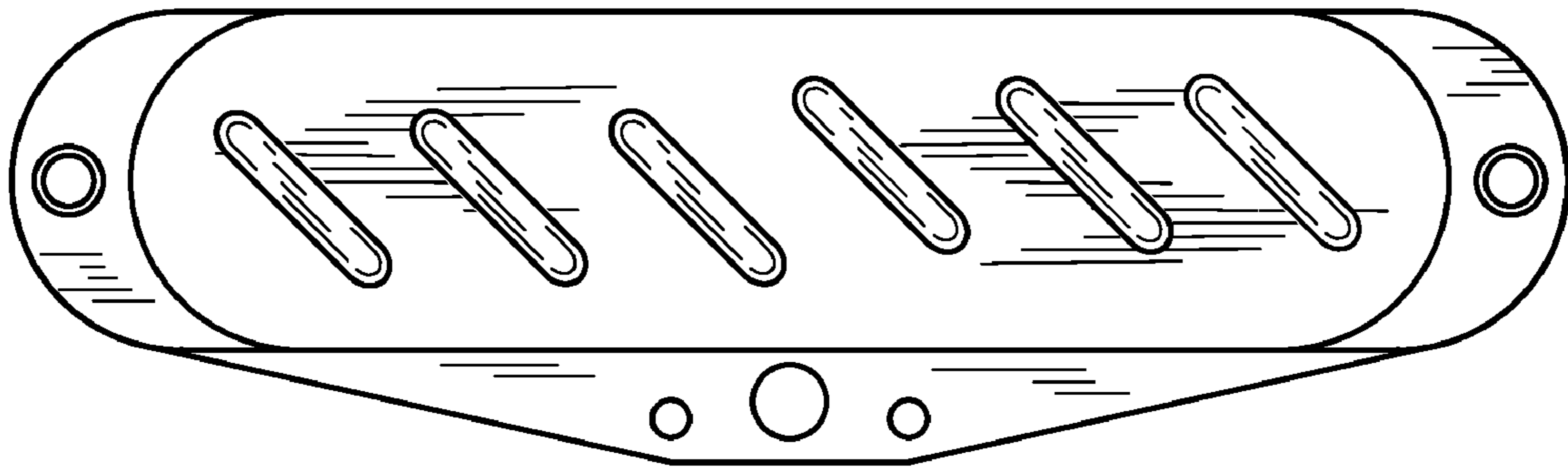


Figure 10

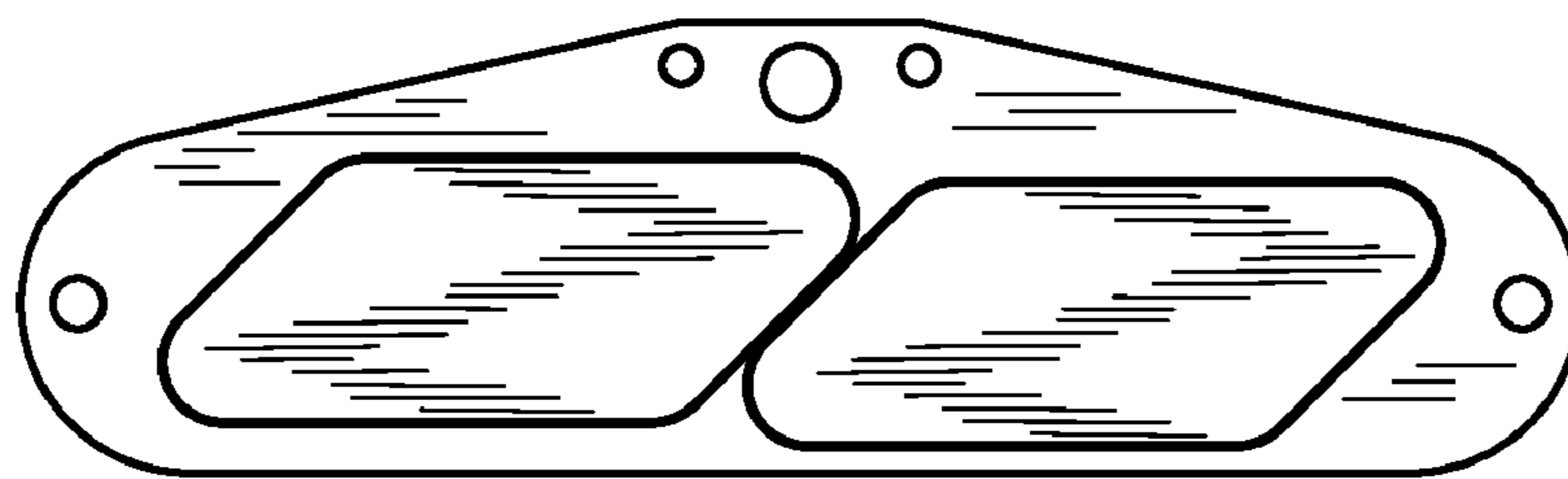


Figure 11

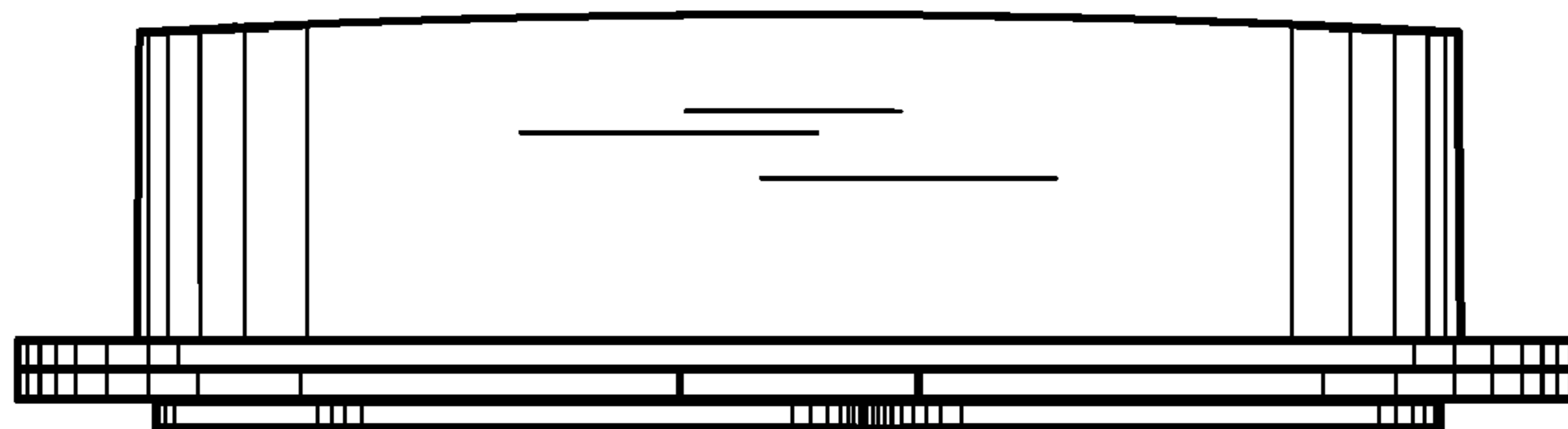


Figure 12




Figure 13