



US00D649994S

(12) **United States Design Patent**
Stubel et al.

(10) **Patent No.:** **US D649,994 S**

(45) **Date of Patent:** **** Dec. 6, 2011**

(54) **FRAME FOR A MAGNIFIER**

(75) Inventors: **Marc Stubel**, Dix Hills, NY (US); **Gin Fai Yip**, North Point (HK); **Bryan Yip**, Kowloon (HK)

(73) Assignee: **Carson Optical, Inc.**, Hauppauge, NY (US)

(**) Term: **14 Years**

(21) Appl. No.: **29/380,061**

(22) Filed: **Nov. 30, 2010**

(51) **LOC (9) Cl.** **16-06**

(52) **U.S. Cl.** **D16/135**

(58) **Field of Classification Search** D16/135,
D16/130, 136, 137; D19/75; D3/209; D6/300,
D6/309; 359/802, 803, 804, 805, 808, 809,
359/810, 811, 812, 818; D26/38, 39, 51,
D26/107

See application file for complete search history.

(56) **References Cited**

U.S. PATENT DOCUMENTS

1,886,747	A	*	11/1932	Schroder	359/803
D183,885	S	*	11/1958	Herbert	D16/135
D191,141	S	*	8/1961	Burlin	D16/135
D218,537	S	*	8/1970	Bushon	D16/135
D257,044	S	*	9/1980	Speaker	D16/135
D315,568	S	*	3/1991	Dalbo	D16/135
D377,421	S	*	1/1997	Young	D6/300
D395,907	S	*	7/1998	Calello	D16/135
D428,032	S	*	7/2000	Lee	D16/135

D440,243	S	*	4/2001	Jacquet	D16/135
D526,340	S	*	8/2006	Hodgson	D16/135
D545,857	S	*	7/2007	Yip et al.	D16/135
D602,967	S	*	10/2009	Hui	D16/135
D635,170	S	*	3/2011	van der Lande	D16/135
D637,220	S	*	5/2011	Levine	D16/135

OTHER PUBLICATIONS

Printout from <http://www.carsonoptical.com/Magnifiers/Other/LK-30>—Lighted MagniLook; undated (1 sheet).

* cited by examiner

Primary Examiner — Paula Greene

(74) *Attorney, Agent, or Firm* — Carmody & Torrance LLP

(57) **CLAIM**

We claim the ornamental design for a frame for a magnifier, as shown and described.

DESCRIPTION

FIG. 1 is a perspective view of a frame for a magnifier showing our new design;

FIG. 2 is a top plan view of FIG. 1;

FIG. 3 is a right side elevational view of FIG. 1;

FIG. 4 is a left side elevational view of FIG. 1;


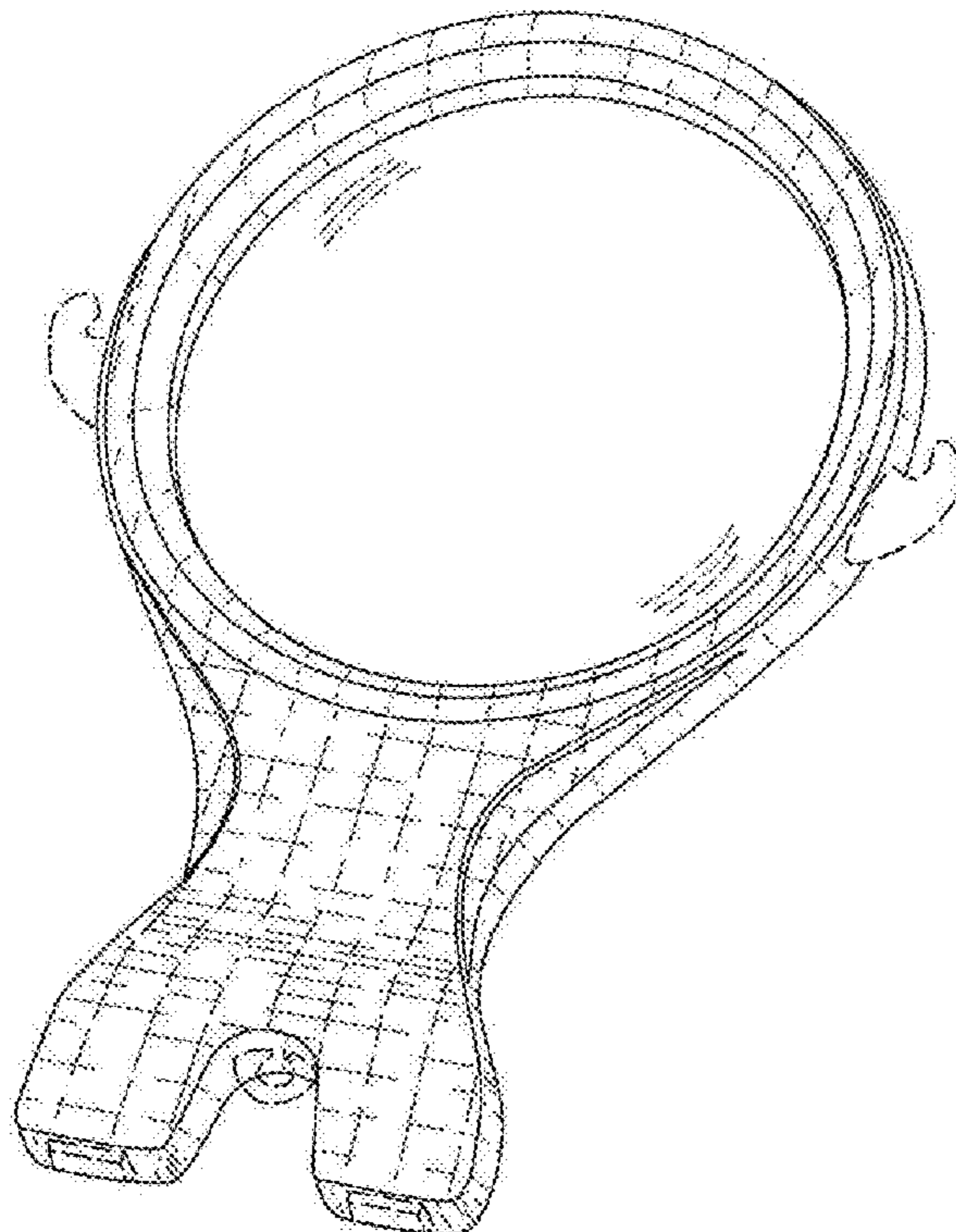
FIG. 5 is a first end elevational view of FIG. 1;

FIG. 6 is a second end elevational view of FIG. 1; and,

FIG. 7 is a bottom plan view of FIG. 1.

The dotted lines are intended to show features that are environmental only and form no part of the claimed design.

1 Claim, 7 Drawing Sheets



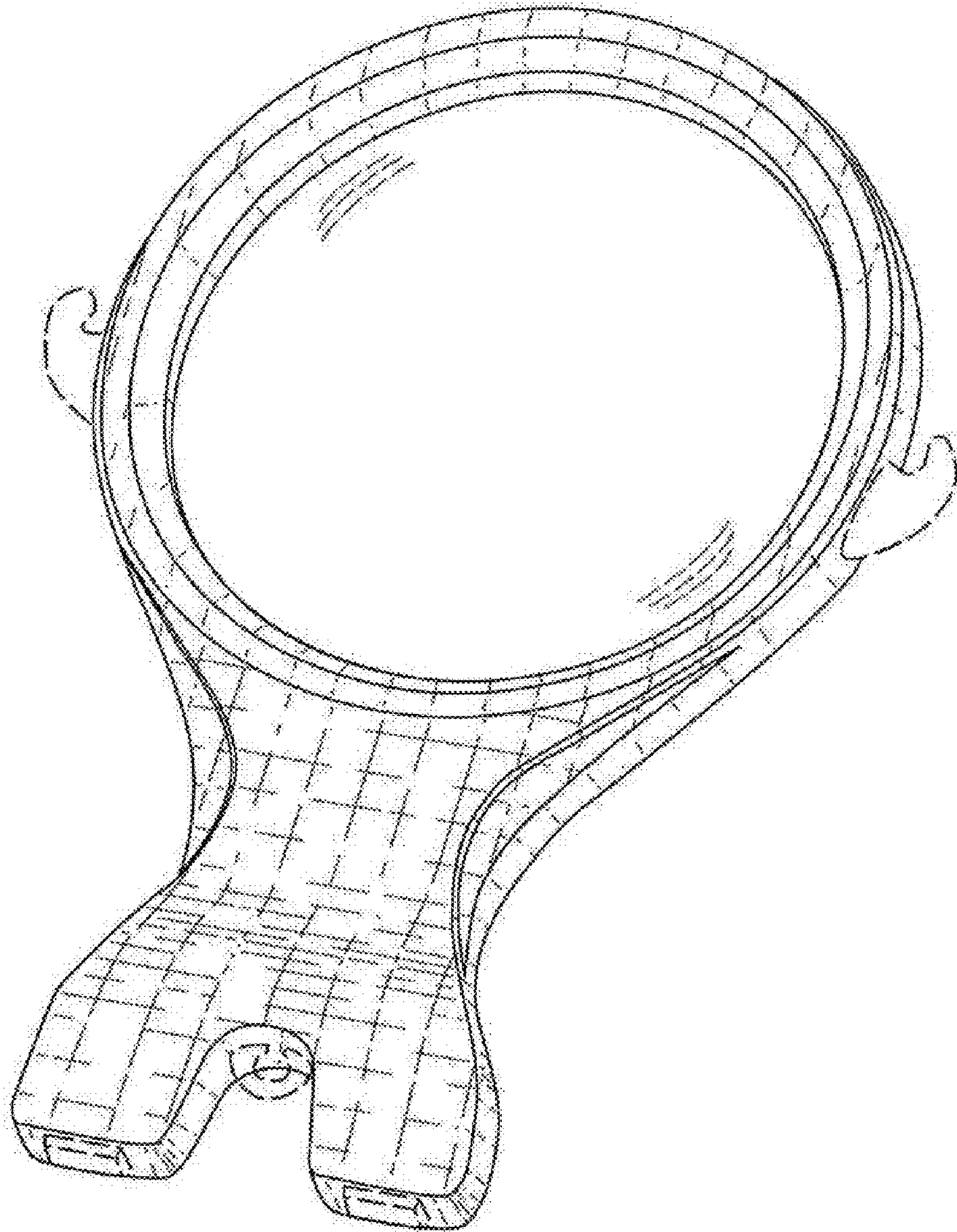


FIG. 1

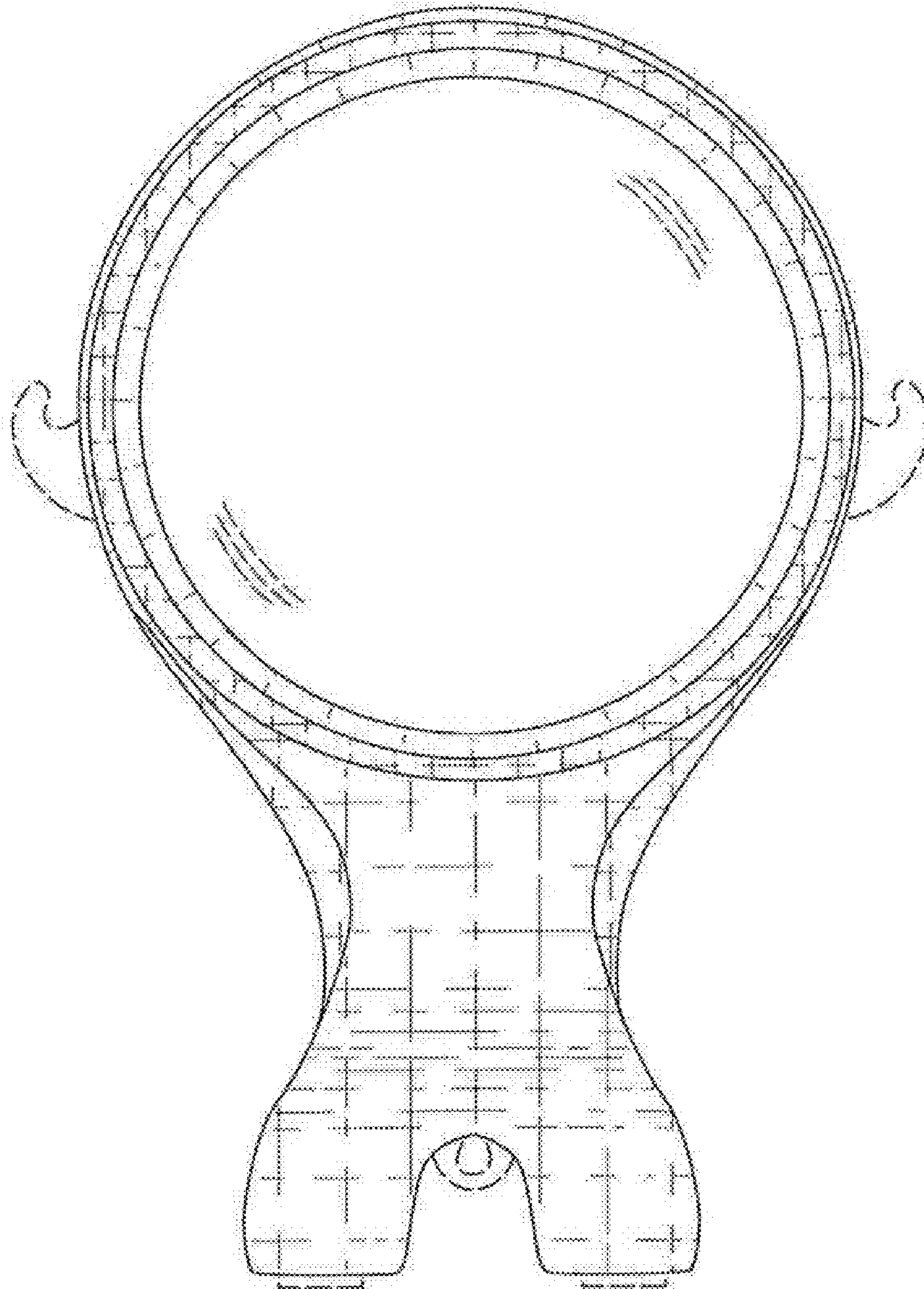


FIG. 2




FIG. 3




FIG. 4




FIG. 5

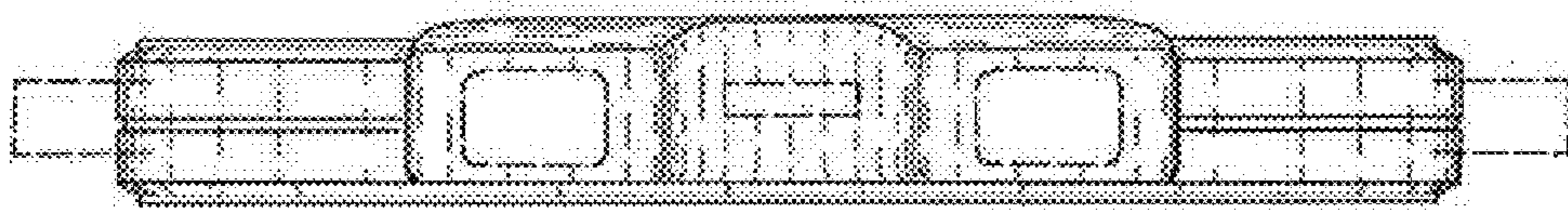


FIG. 6

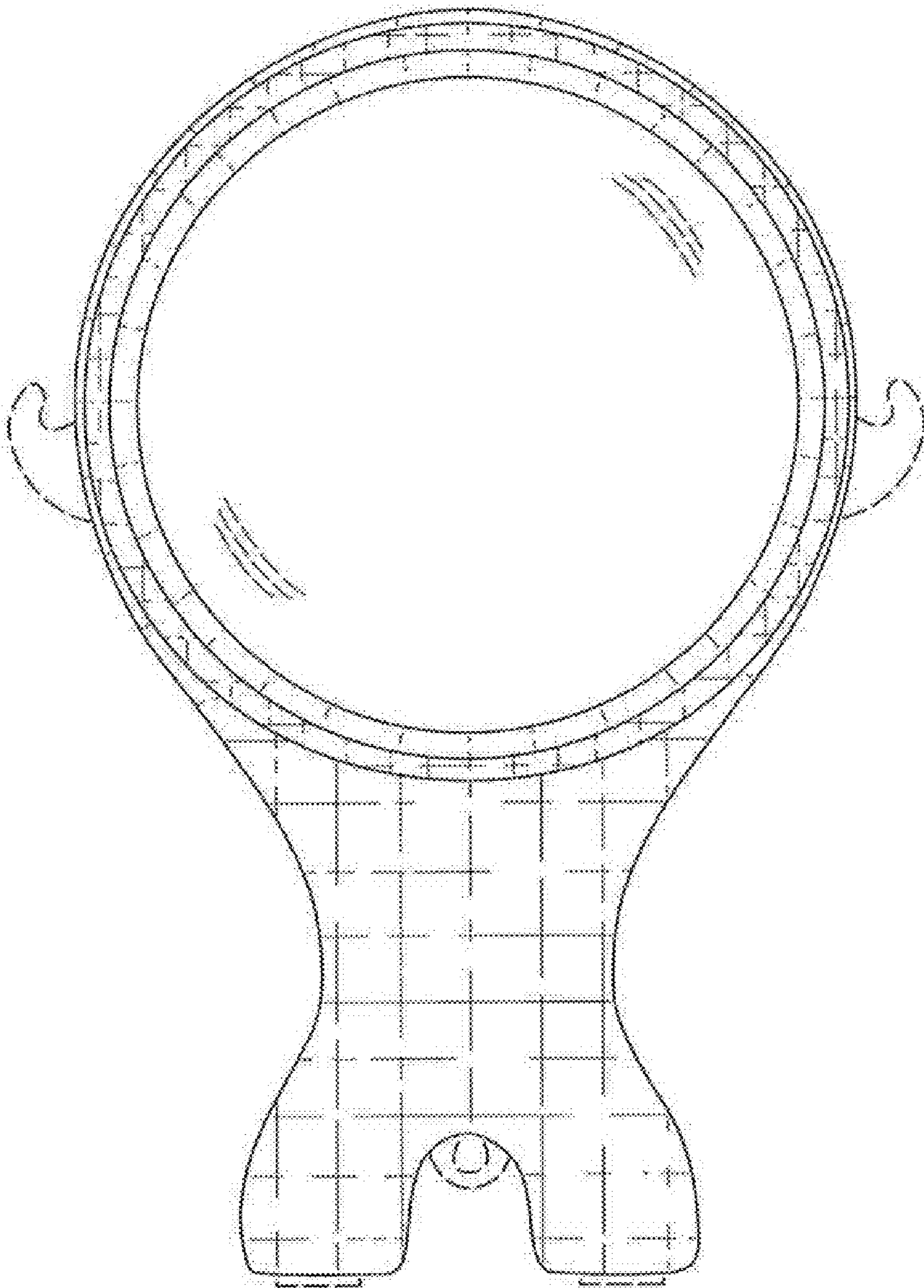


FIG. 7