



US00D649981S

(12) **United States Design Patent**
Roth et al.

(10) **Patent No.:** **US D649,981 S**

(45) **Date of Patent:** **** Dec. 6, 2011**

(54) **MOWER BLADE**

(75) Inventors: **Chris Roth**, Harrisburg, NC (US);
David Briney, Charlotte, NC (US)

(73) Assignee: **Husqvarna Consumer Outdoor**
Products N.A., Inc., Charlotte, NC (US)

(**) Term: **14 Years**

(21) Appl. No.: **29/394,677**

(22) Filed: **Jun. 20, 2011**

(51) **LOC (9) Cl.** **15-03**

(52) **U.S. Cl.** **D15/17**

(58) **Field of Classification Search** D15/14,
D15/17, 28, 10, 11, 32, 29; 56/255, 295,
56/17.5, 289, 13.4, DIG. 17, DIG. 20; 30/276,
30/347, DIG. 5

See application file for complete search history.

(56) **References Cited**

U.S. PATENT DOCUMENTS

2,857,729	A *	10/1958	Zoldok	56/295
4,290,258	A *	9/1981	Gobler	56/295
D289,524	S *	4/1987	Andersson et al.	D15/17
4,712,364	A *	12/1987	Oxley	56/295
D357,691	S *	4/1995	Bryant	D15/17
6,052,979	A *	4/2000	Tutschka	56/295
D450,066	S *	11/2001	Monesmith	D15/17

D487,098	S *	2/2004	Arfstrom et al.	D15/17
7,127,877	B2 *	10/2006	Curran	56/255
D535,666	S *	1/2007	Nesco et al.	D15/17
D598,475	S *	8/2009	Roth	D15/17
D609,251	S *	2/2010	Roth	D15/17
D622,740	S *	8/2010	Roth et al.	D15/17
2005/0229573	A1 *	10/2005	Curran	56/255
2006/0162310	A1 *	7/2006	Dittmer	56/289

* cited by examiner

Primary Examiner — Mark Goodwin

(74) *Attorney, Agent, or Firm* — Nelson, Mullins, Riley & Scarborough LLP

(57) **CLAIM**

The ornamental design for a mower blade, as shown and described.

DESCRIPTION

FIG. 1 is a top perspective view of a mower blade showing our new design;

FIG. 2 is a bottom perspective view of the mower blade of FIG. 1;

FIG. 3 is a left side view of the mower blade of FIG. 1;

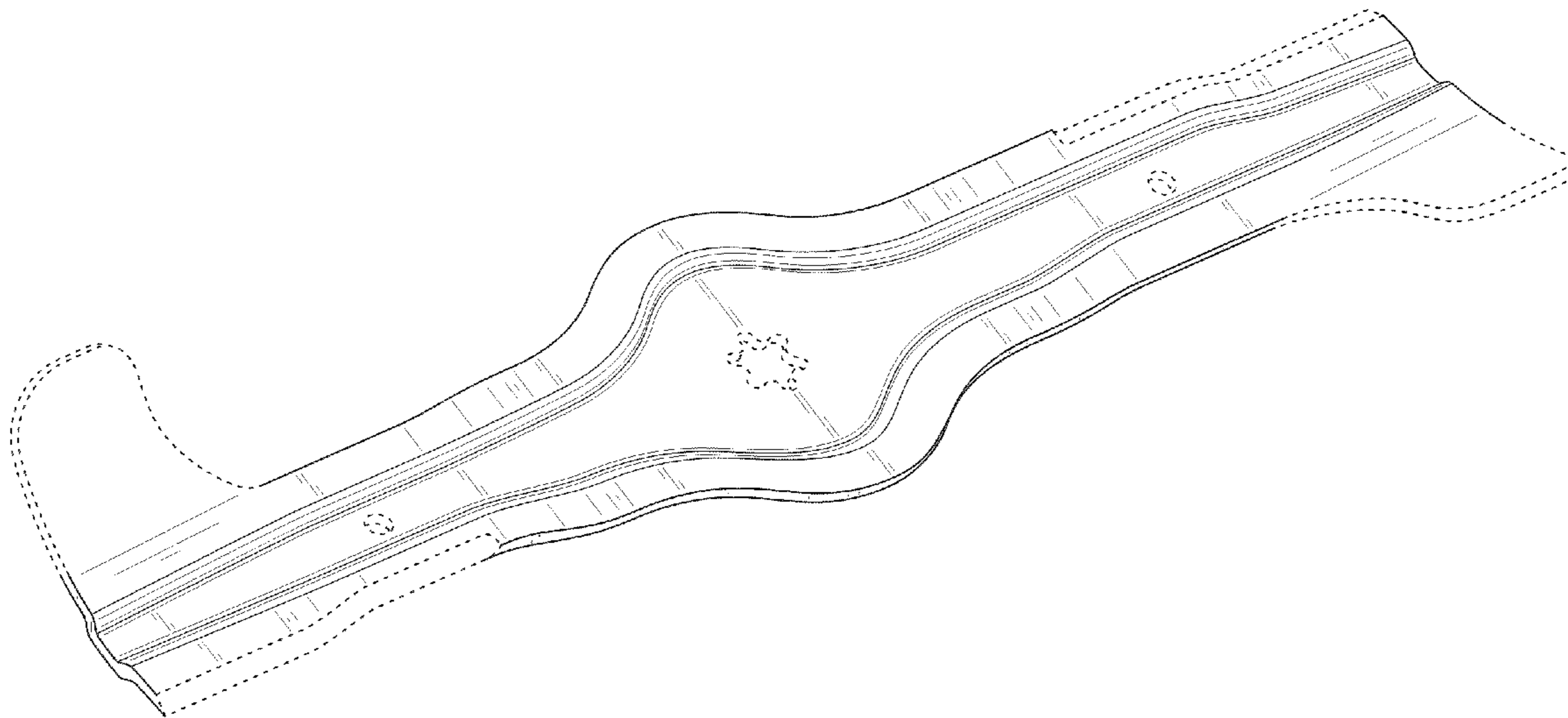
FIG. 4 is a right side view of the mower blade of FIG. 1;

FIG. 5 is a top plan view of the mower blade of FIG. 1; and,

FIG. 6 is a bottom plan view of the mower blade of FIG. 1.

The broken lines of FIGS. 1-6 are illustrative of the visible environmental structure of the mower blade and form no part of the claimed design.

1 Claim, 5 Drawing Sheets



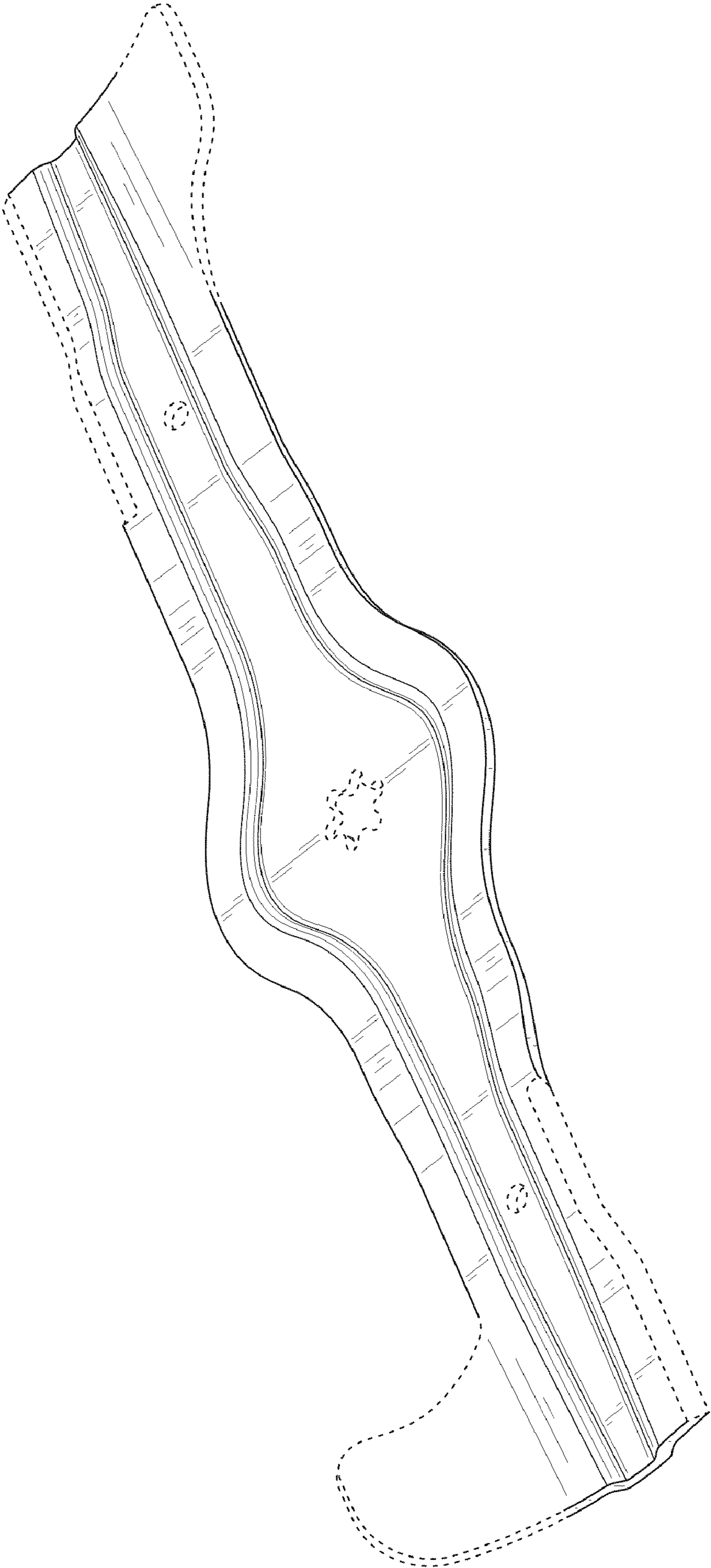


FIG. 1

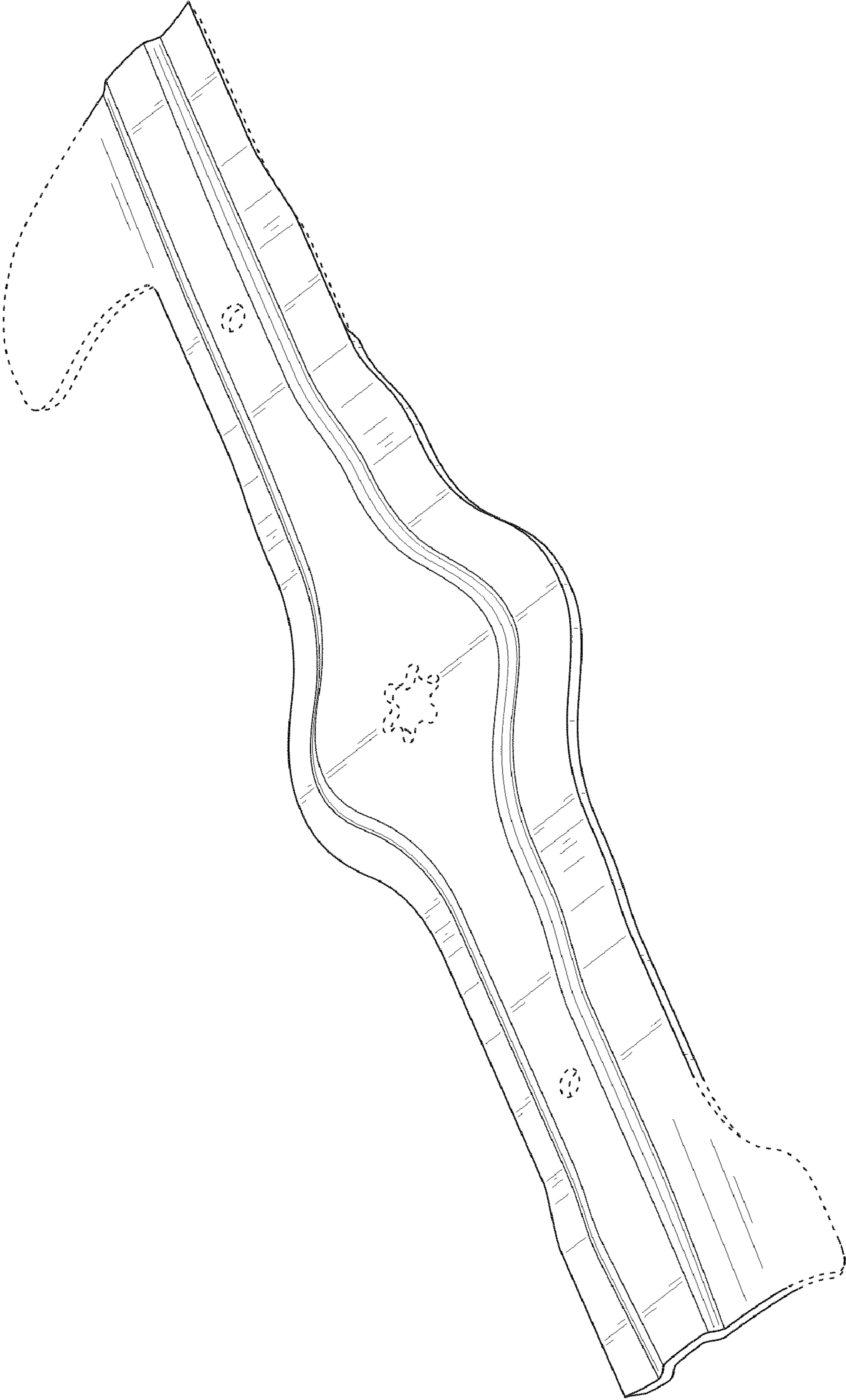


FIG. 2

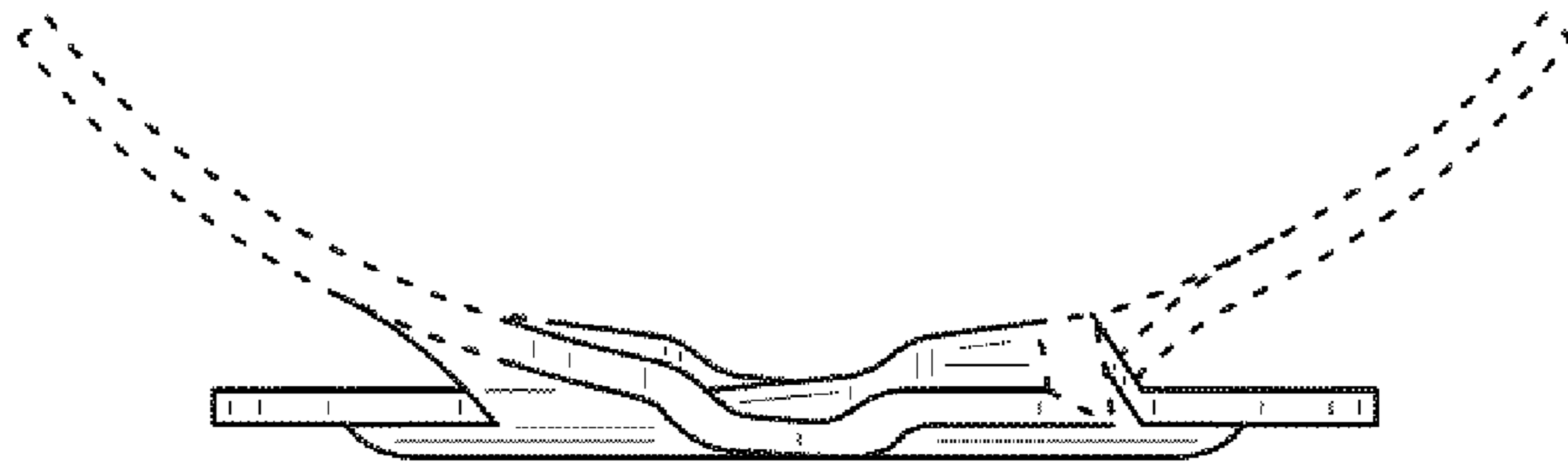


FIG. 3

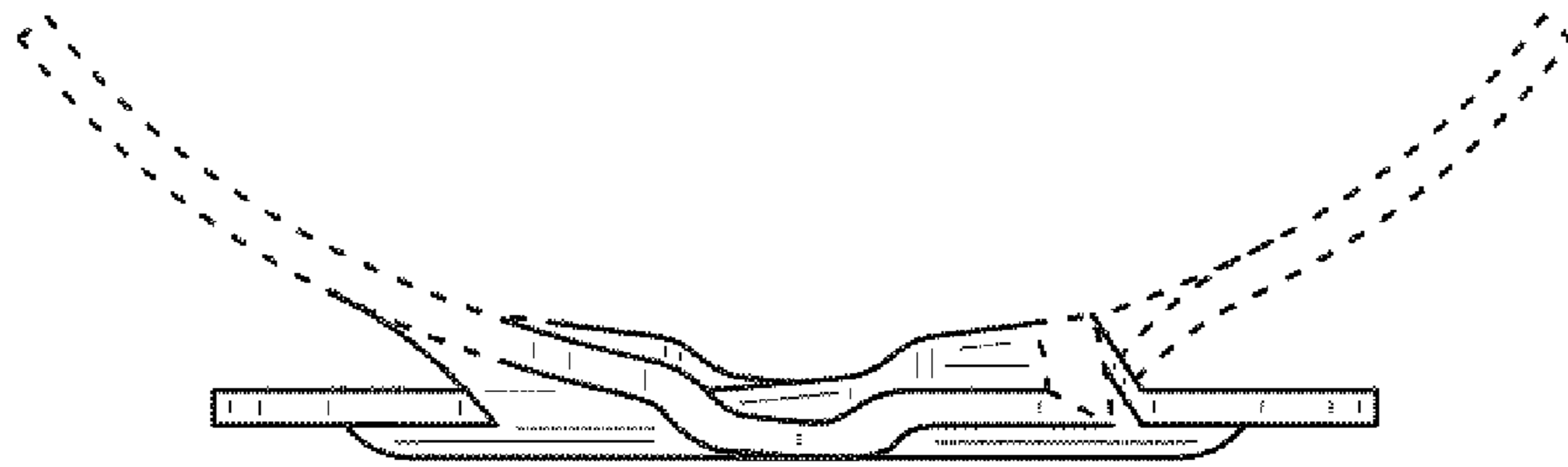


FIG. 4

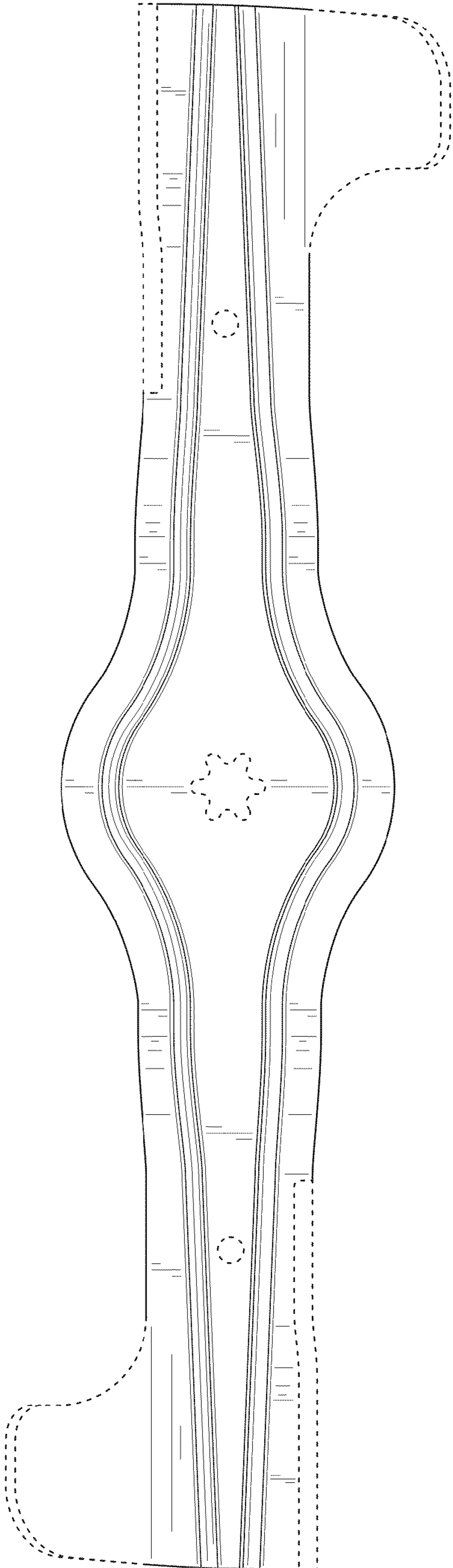


FIG. 5

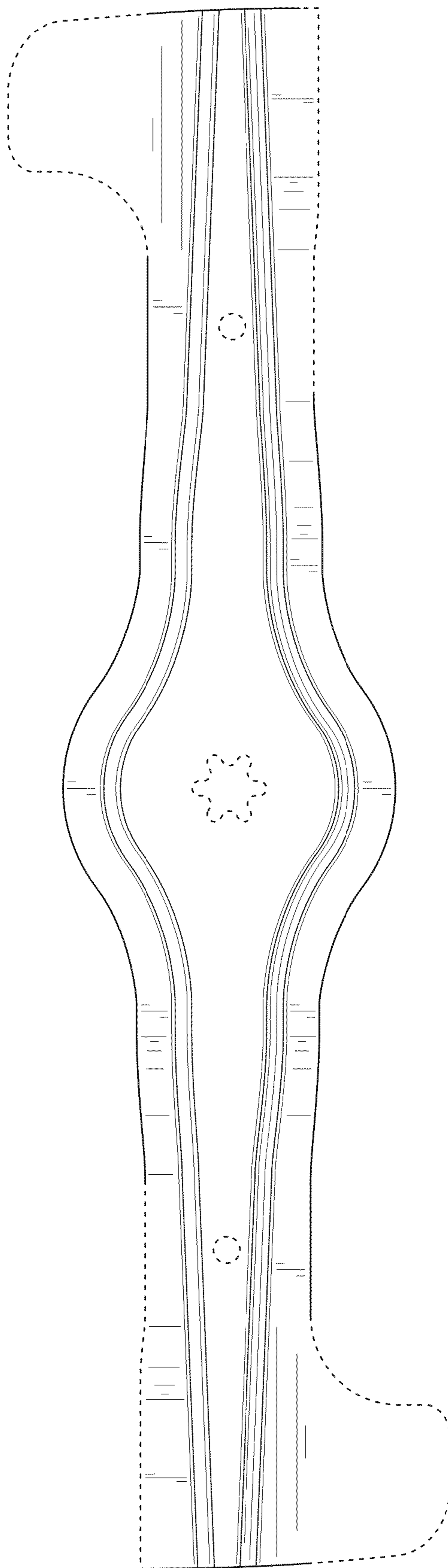


FIG. 6