



US00D649967S

(12) **United States Design Patent**
Chiu

(10) **Patent No.:** **US D649,967 S**

(45) **Date of Patent:** **** Dec. 6, 2011**

(54) **TABLET PC**

(75) Inventor: **Yi-Chung Chiu**, Taoyuan (TW)

(73) Assignee: **Hanspree, Inc.**, Taipei County (TW)

(**) Term: **14 Years**

(21) Appl. No.: **29/380,606**

(22) Filed: **Dec. 8, 2010**

(51) **LOC (9) Cl.** **14-02**

(52) **U.S. Cl.** **D14/341**

(58) **Field of Classification Search** D14/341-347,
D14/137, 138, 138.1, 138 AA, 138 R, 138 AB,
D14/138 AC, 138 AD, 138 C, 138 G, 496,
D14/203.1, 203.3, 203.4, 203.5, 203.7, 426,
D14/427, 432, 429, 129, 130, 420, 439-441,
D14/448, 125, 147, 156, 218, 247-248, 250,
D14/389, 388, 315-318; D10/65, 104; D18/6-7;
D21/324, 329, 330; D19/26, 59, 60; 455/556.1,
455/556.2, 566, 575.1, 90.3; 379/433.04,
379/433.01, 433.06, 916; 345/169, 173,
345/901, 905; 361/679.26, 679.27, 679.3,
361/679.55, 679.56

See application file for complete search history.

(56) **References Cited**

U.S. PATENT DOCUMENTS

D587,262	S *	2/2009	Sogabe	D14/341
D589,385	S *	3/2009	Gretton	D10/65
D594,356	S *	6/2009	Riddiford	D10/65
D601,994	S *	10/2009	Kim et al.	D14/138 G
D605,626	S *	12/2009	Park	D14/203.7
D617,793	S *	6/2010	Chiang et al.	D14/341
D625,306	S *	10/2010	Miyawaki	D14/341
7,930,009	B2 *	4/2011	Todune	455/575.4
2006/0098813	A1 *	5/2006	Takamori et al.	379/433.13
2009/0024926	A1 *	1/2009	Morotomi	715/716
2011/0045877	A1 *	2/2011	Ahn et al.	455/575.1

* cited by examiner

Primary Examiner — Barbara Fox

(74) *Attorney, Agent, or Firm* — Morris Manning & Martin LLP; Tim Tingkang Xia, Esq.

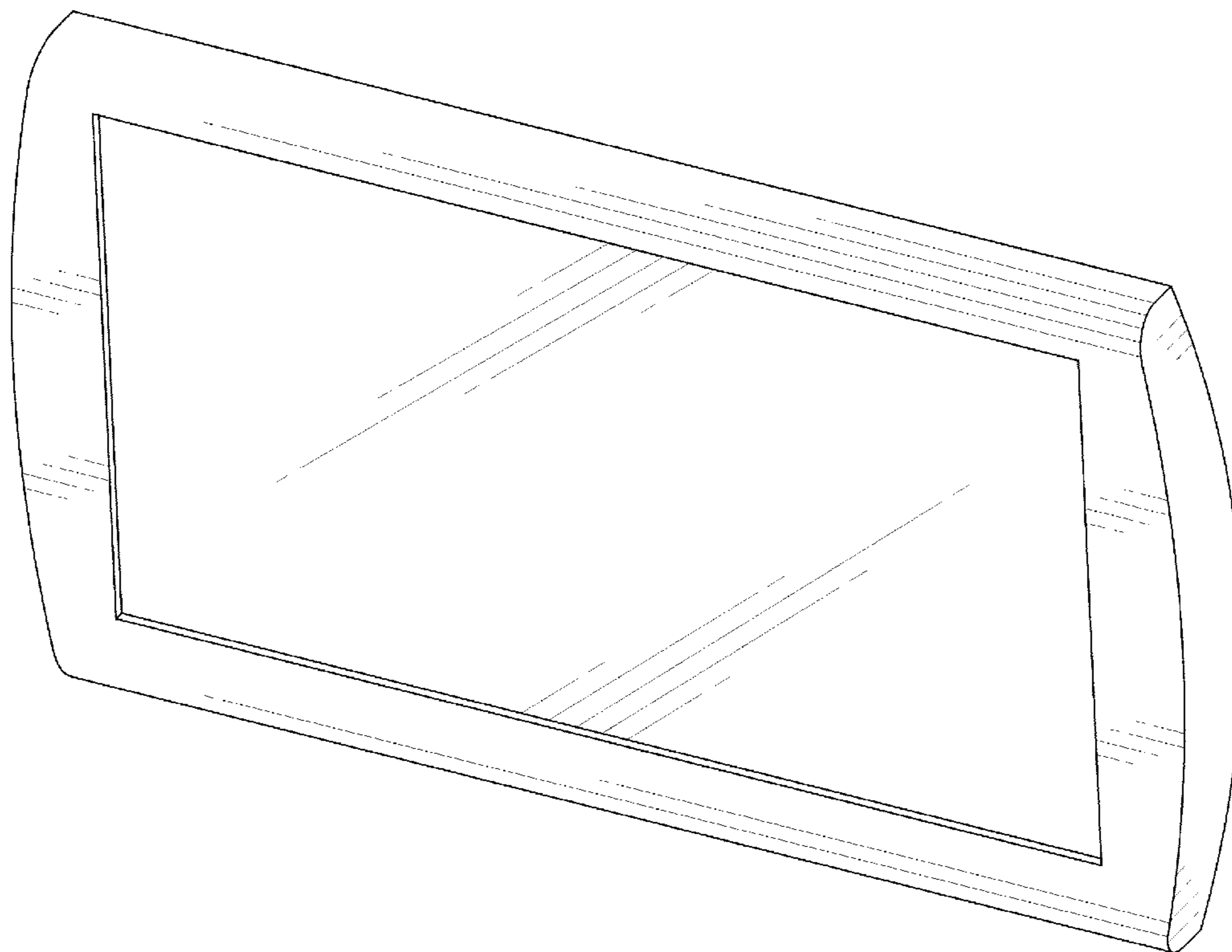
(57) **CLAIM**

The ornamental design for a “tablet PC,” as shown and described.

DESCRIPTION

FIG. 1. is a front perspective view of a “tablet PC” of the present invention;
FIG. 2. is a front view thereof;
FIG. 3. is a rear view thereof;
FIG. 4. is a left side view thereof;
FIG. 5. is a right side view thereof;
FIG. 6. is a top view thereof; and,
FIG. 7. is a bottom view thereof.

1 Claim, 7 Drawing Sheets



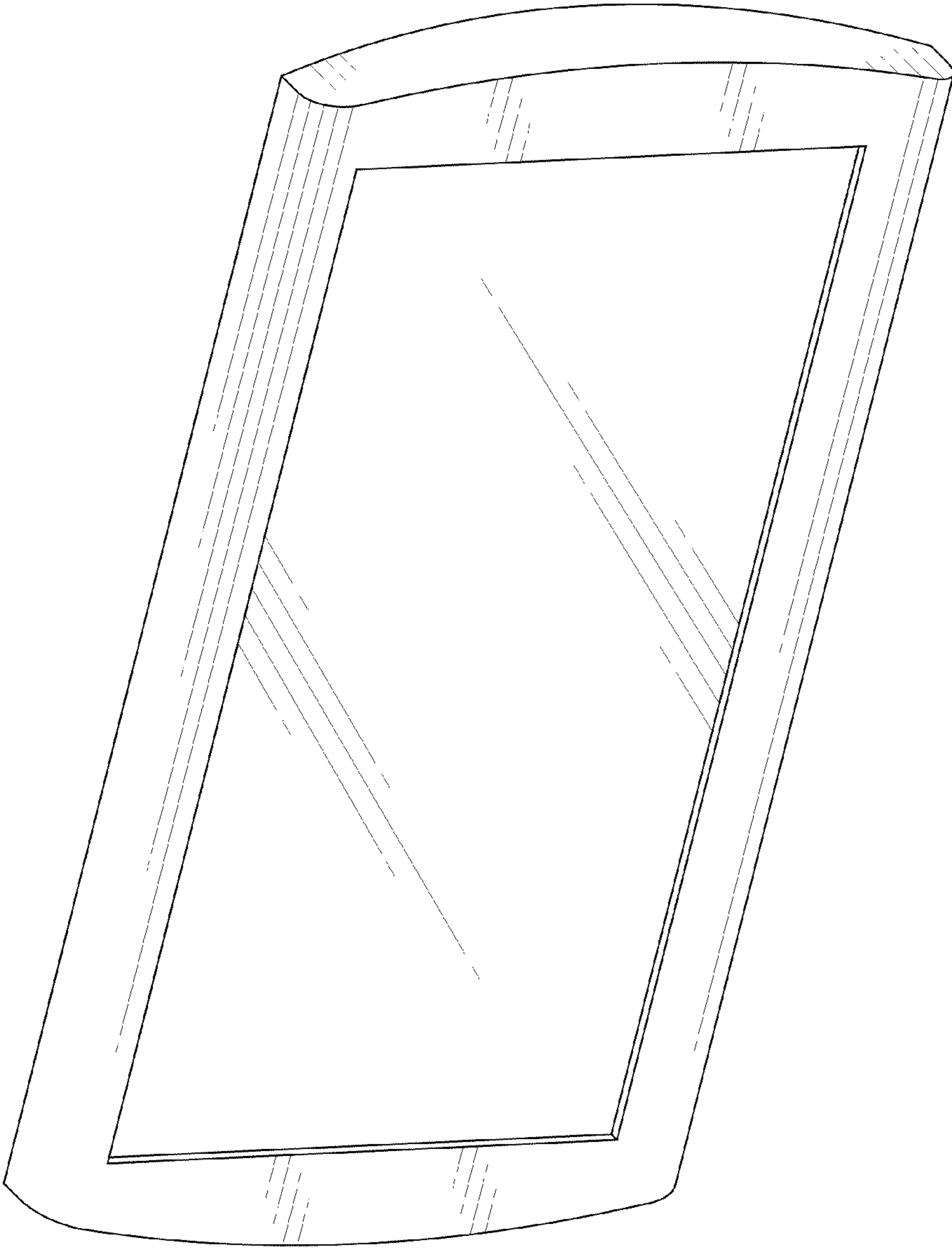


FIG. 1




FIG. 2




FIG. 3




FIG. 4




FIG. 5

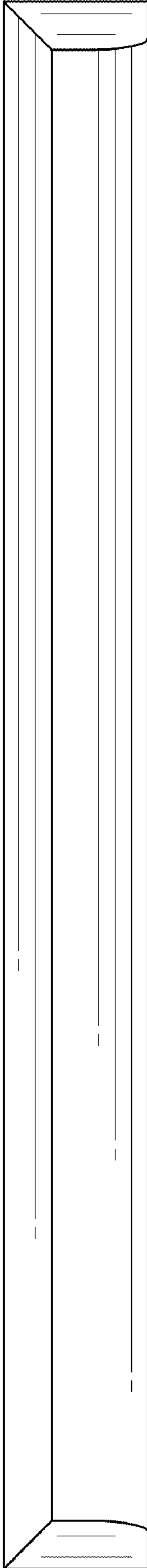


FIG. 6

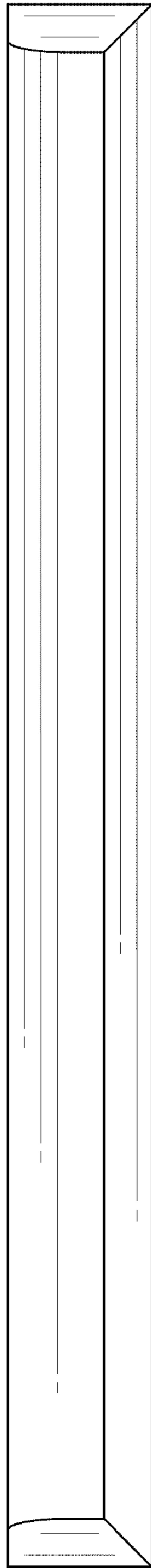


FIG. 7