



US00D649958S

(12) **United States Design Patent**  
**Park**

(10) **Patent No.:** **US D649,958 S**

(45) **Date of Patent:** **\*\* Dec. 6, 2011**

(54) **WIRELESS HEADSET**

(75) Inventor: **Min-Young Park**, Ansan-Si (KR)

(73) Assignee: **Samsung Electronics Co., Ltd.** (KR)

(\*\*) Term: **14 Years**

(21) Appl. No.: **29/379,772**

(22) Filed: **Nov. 24, 2010**

(30) **Foreign Application Priority Data**

Oct. 14, 2010 (KR) ..... 30-2010-0044563

(51) **LOC (9) Cl.** ..... **14-01**

(52) **U.S. Cl.** ..... **D14/223**

(58) **Field of Classification Search** ..... D14/205,  
D14/206, 223, 192; 181/129, 130, 135; 379/430,  
379/430.01, 433.11; 455/90.3, 575.1; 381/380,  
381/381

See application file for complete search history.

(56) **References Cited**

**U.S. PATENT DOCUMENTS**

D555,151 S *	11/2007	Eklund	.....	D14/223
D559,836 S *	1/2008	Lee	.....	D14/223
D566,108 S *	4/2008	Kan	.....	D14/223
D581,396 S *	11/2008	Wikel et al.	.....	D14/206
D585,430 S *	1/2009	Kim et al.	.....	D14/223
D588,113 S *	3/2009	Bradford	.....	D14/223
D595,272 S *	6/2009	Kim et al.	.....	D14/223
D596,166 S *	7/2009	Henning	.....	D14/223

D602,005 S *	10/2009	Lee et al.	.....	D14/223
D602,006 S *	10/2009	Kim et al.	.....	D14/223
D602,007 S *	10/2009	Lee et al.	.....	D14/223
D602,476 S *	10/2009	Lee et al.	.....	D14/223
D604,722 S *	11/2009	Mistry	.....	D14/223
D606,050 S *	12/2009	Nousiainen	.....	D14/223
D616,873 S *	6/2010	Olivier	.....	D14/223
D618,221 S *	6/2010	Fahrendorff et al.	.....	D14/223
D620,927 S *	8/2010	Li	.....	D14/223
D622,266 S *	8/2010	Tzeng et al.	.....	D14/223
D626,946 S *	11/2010	Lee et al.	.....	D14/223
D626,947 S *	11/2010	Lee et al.	.....	D14/223
D630,620 S *	1/2011	Lee et al.	.....	D14/223
D630,622 S *	1/2011	Lee et al.	.....	D14/223
D636,381 S *	4/2011	Liner	.....	D14/223
D640,242 S *	6/2011	Fahrendorff et al.	.....	D14/223

\* cited by examiner

*Primary Examiner* — Paula Greene

(74) *Attorney, Agent, or Firm* — NSIP Law

(57) **CLAIM**

The ornamental design for a wireless headset, as shown and described.

**DESCRIPTION**

FIG. 1 is a perspective view of a wireless headset;  
FIG. 2 is a front view of the wireless headset of FIG. 1;  
FIG. 3 is a rear view of the wireless headset of FIG. 1;  
FIG. 4 is a left-side view of the wireless headset of FIG. 1;  
FIG. 5 is a right-side view of the wireless headset of FIG. 1;  
FIG. 6 is a top plan view of the wireless headset of FIG. 1; and,  
FIG. 7 is a bottom plan view of the wireless headset of FIG. 1.

**1 Claim, 6 Drawing Sheets**

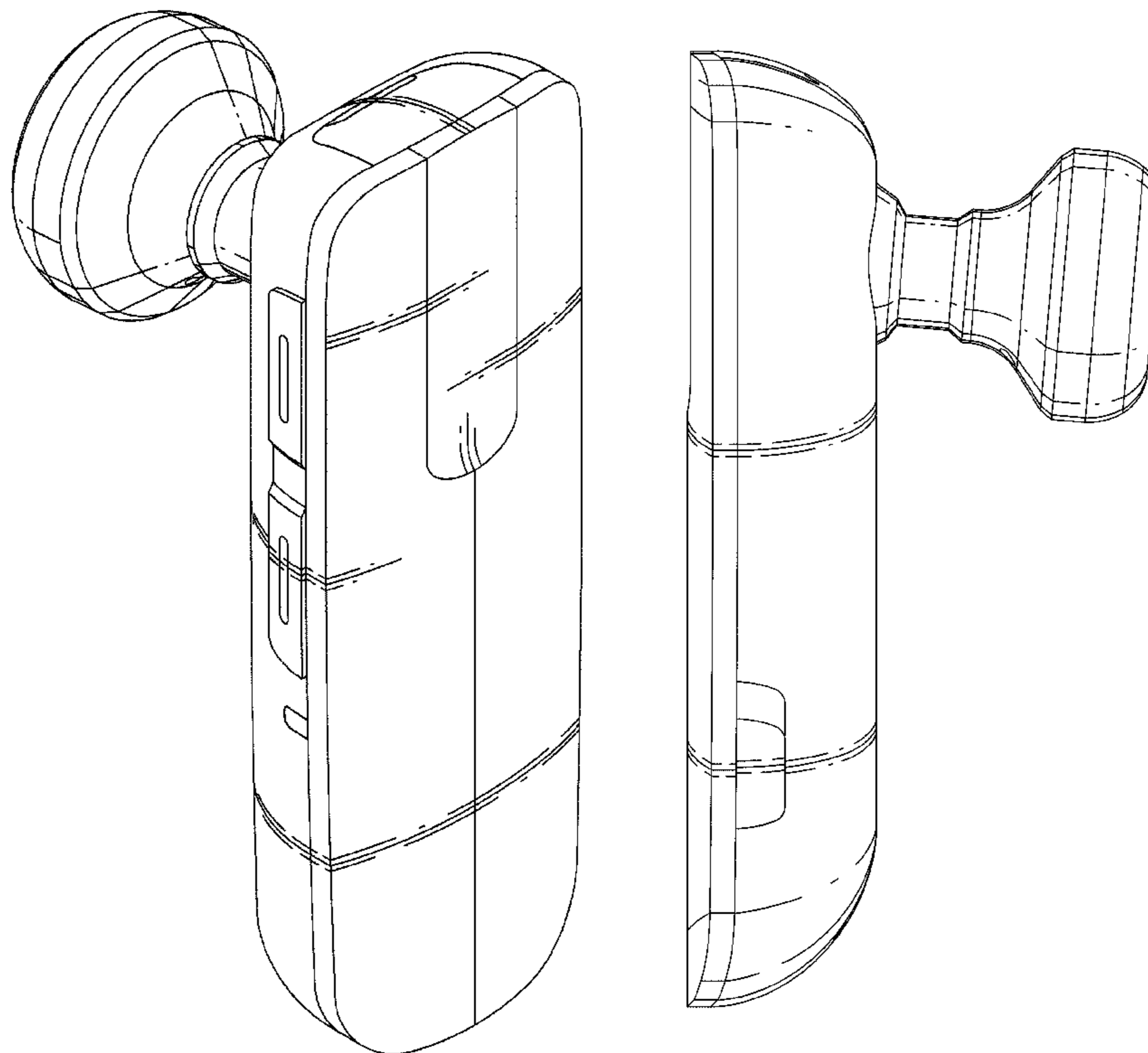


FIG. 1

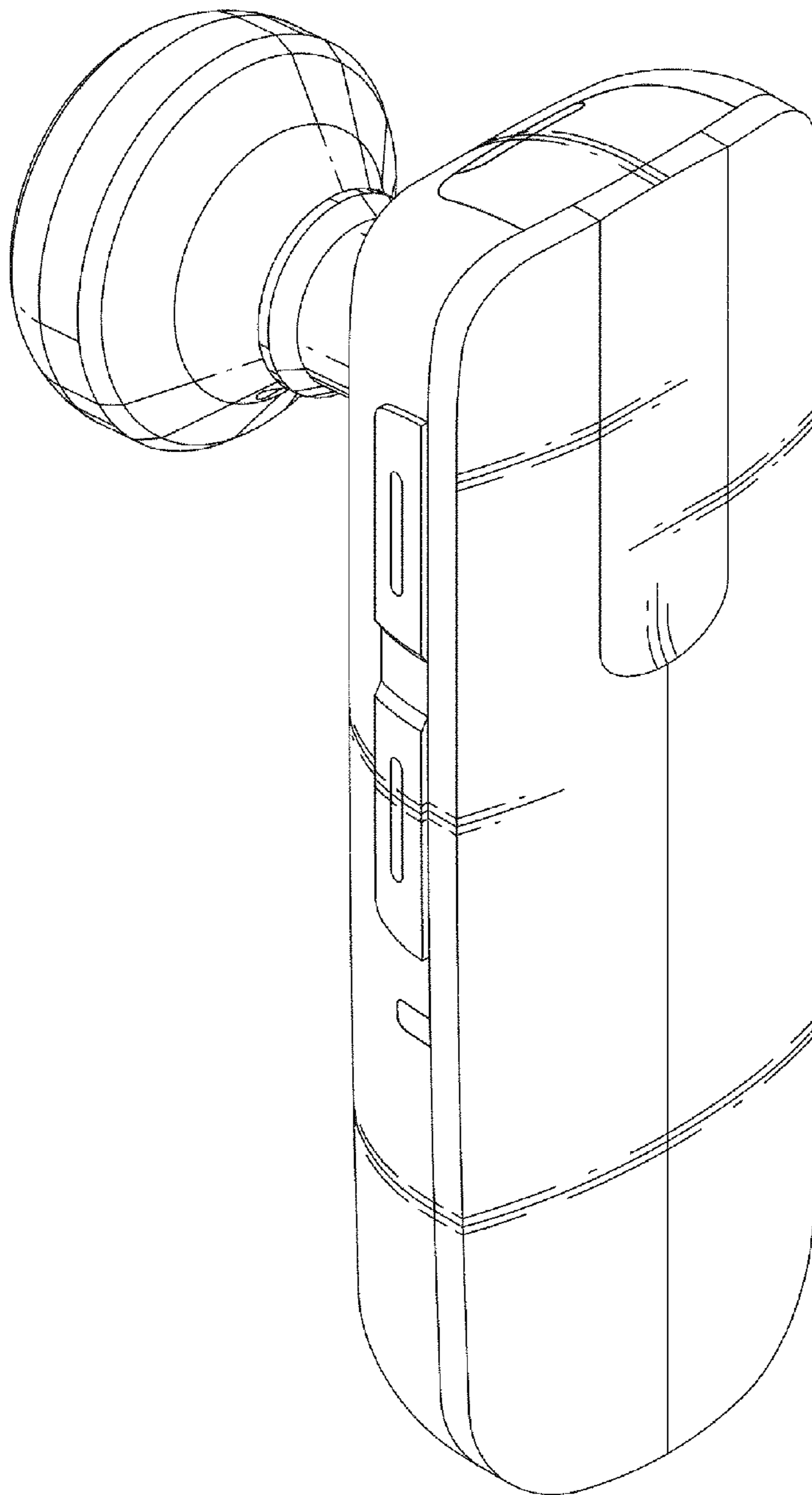


FIG. 2

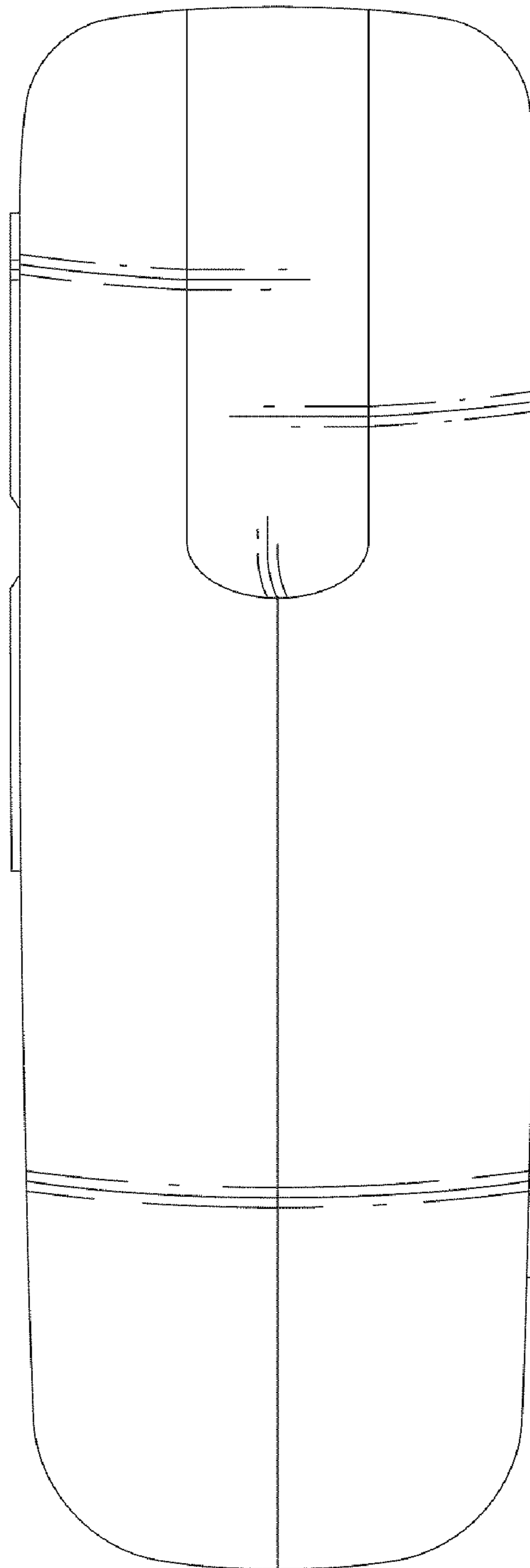


FIG. 3




FIG. 4

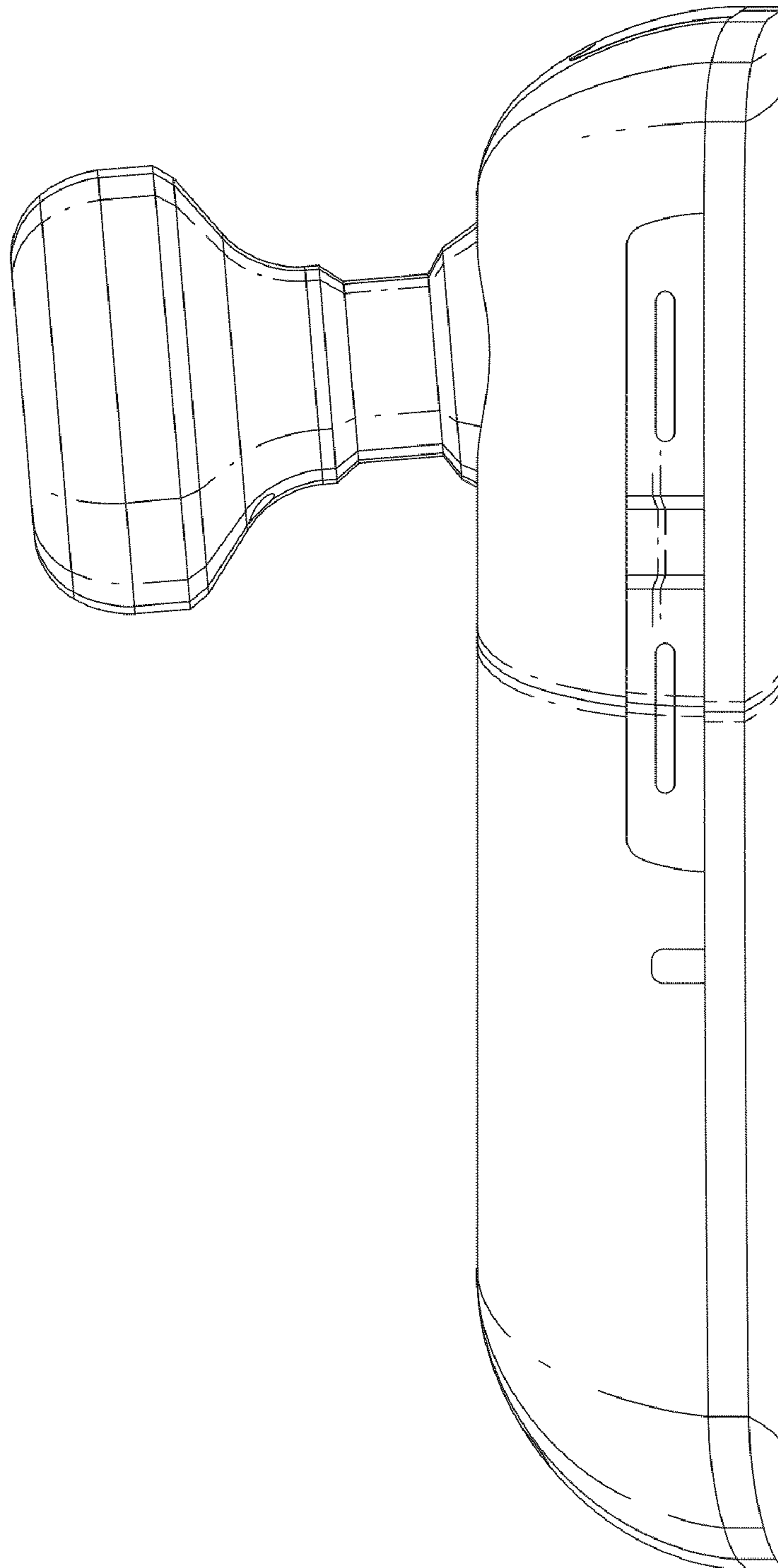




FIG. 5

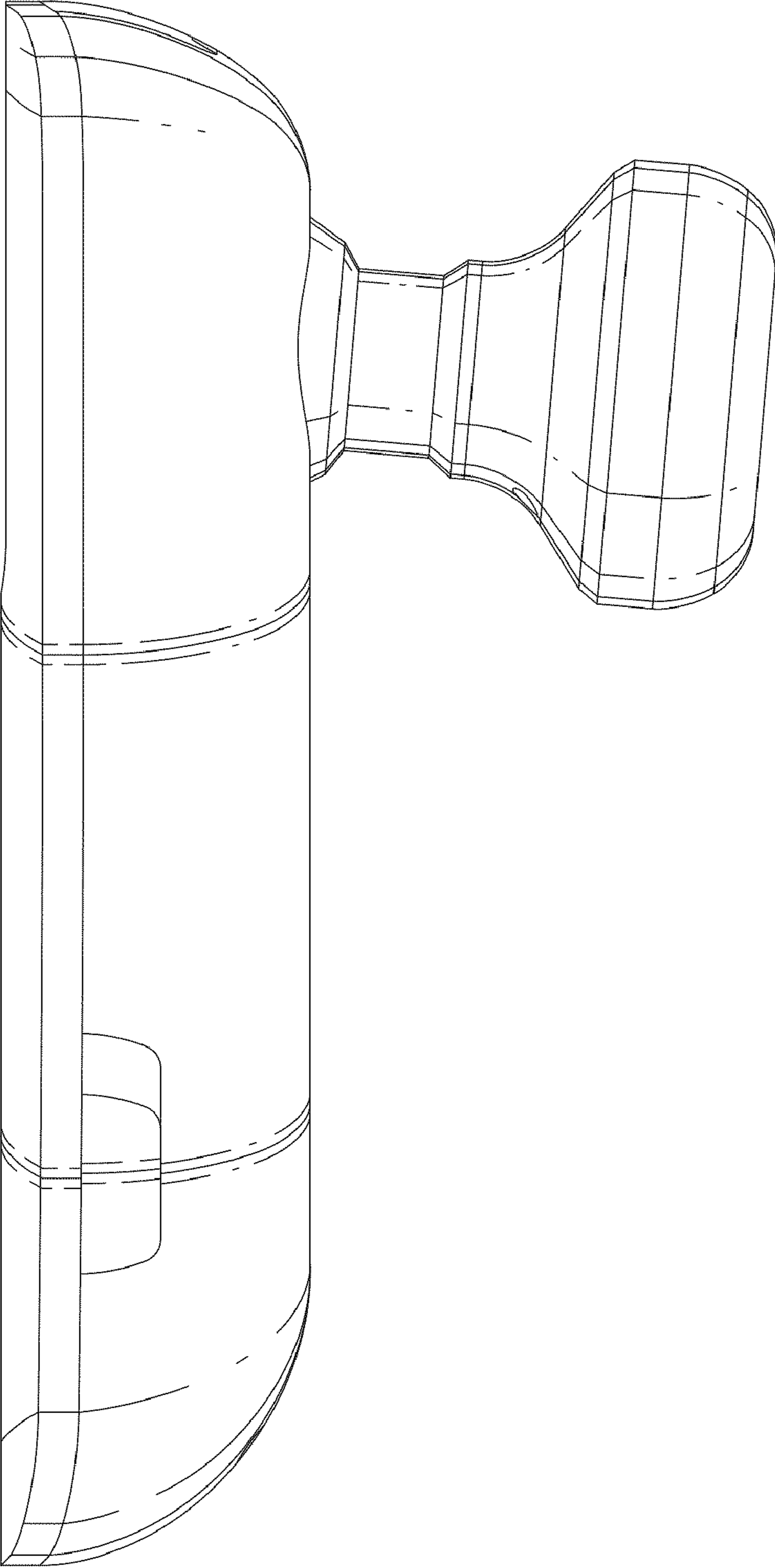


FIG. 6

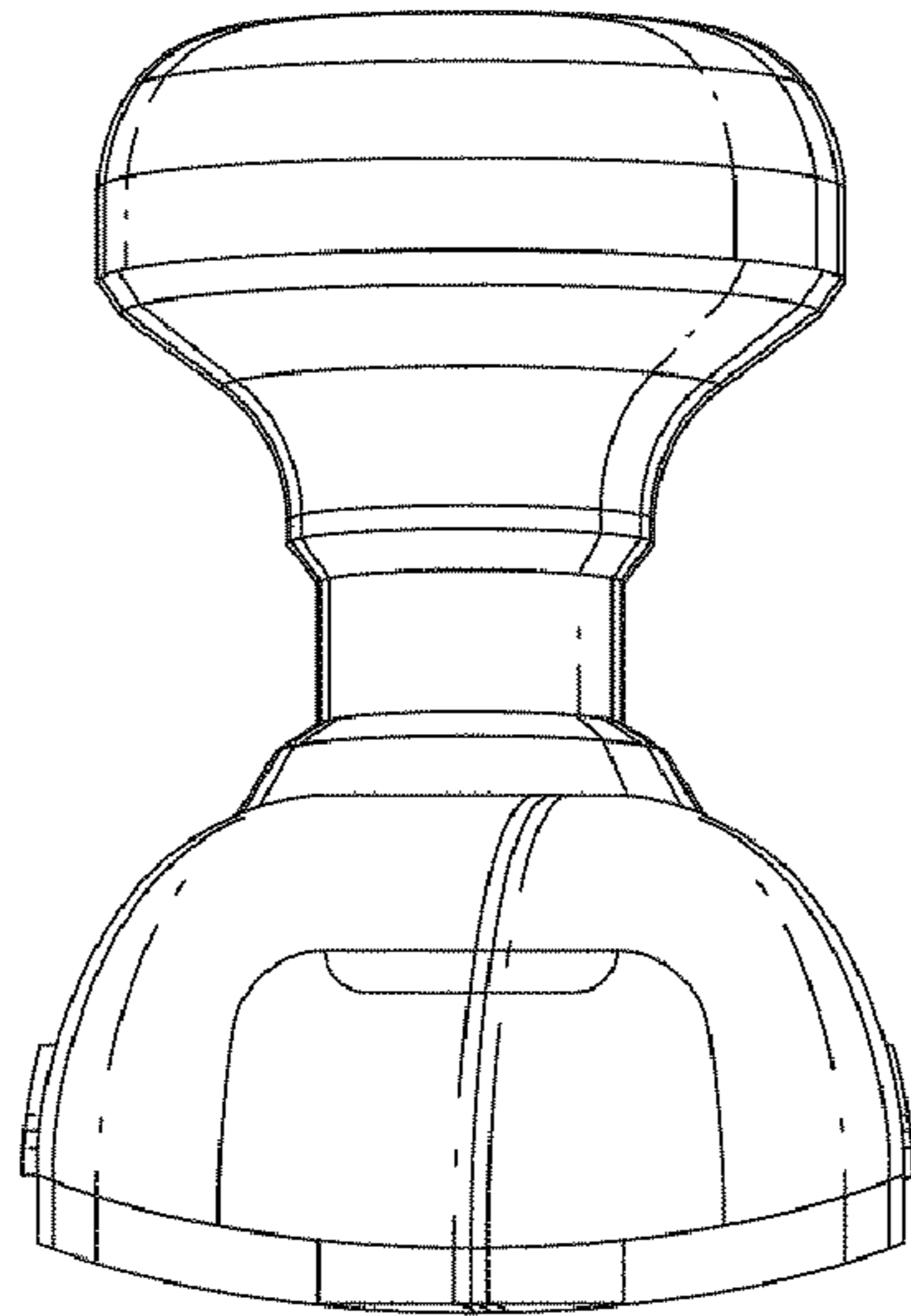


FIG. 7

