

US00D649945S

(12) **United States Design Patent**
Kim et al.

(10) **Patent No.:** **US D649,945 S**
(45) **Date of Patent:** **** Dec. 6, 2011**

(54) **SET TOP BOX**

(75) Inventors: **Tae-Hun Kim**, Kyunggi-do (KR);
Tai-Hyung Ju, Seoul (KR); **Sung-II Bang**, Seoul (KR); **Sin-Wi Moon**,
Jeju-do (KR); **Yu-Li Sung**, Kyunggi-do
(KR)

(73) Assignee: **Samsung Electronics Co., Ltd.**, Suwon,
Kyunggi-Do (KR)

(**) Term: **14 Years**

(21) Appl. No.: **29/374,120**

(22) Filed: **Jul. 5, 2011**

(30) **Foreign Application Priority Data**

Apr. 27, 2011 (KR) 30-2011-0017165

(51) **LOC (9) Cl.** **14-03**

(52) **U.S. Cl.** **D14/125**

(58) **Field of Classification Search** D14/125,
D14/357-358, 496, 188, 242, 432; D13/184;
348/10, 460, 706, 731; 340/825.03; 455/6.1,
455/6.2; 312/223.1, 7.2

See application file for complete search history.

(56) **References Cited**

U.S. PATENT DOCUMENTS

D529,879 S	10/2006	Park et al.
D533,157 S	12/2006	Park
D541,811 S	5/2007	Park
D544,455 S	6/2007	Park et al.
D545,774 S	7/2007	Woo et al.
D551,183 S	9/2007	Park et al.
D560,176 S	1/2008	Woo
D560,177 S	1/2008	Chun et al.
D560,689 S	1/2008	Cho
D567,193 S	4/2008	Kang et al.
D571,754 S	6/2008	Cho et al.
D574,793 S	8/2008	Kim et al.

D584,254 S	1/2009	Jeon et al.
D584,701 S	1/2009	Kim et al.
D585,395 S *	1/2009	Cho et al. D14/125
D587,223 S	2/2009	Chun
D587,224 S	2/2009	Chun et al.
D588,559 S	3/2009	Kim et al.
D592,619 S *	5/2009	Woo et al. D14/125
D592,620 S	5/2009	Kim et al.
D593,971 S	6/2009	Kim et al.
D593,972 S	6/2009	Cho et al.
D593,973 S	6/2009	Cho et al.
D596,149 S	7/2009	Cho et al.
D599,753 S	9/2009	Cho et al.
D602,887 S	10/2009	Cho et al.
D602,888 S	10/2009	Cho et al.

(Continued)

OTHER PUBLICATIONS

U.S. Appl. No. 29/373,311, Applicant: Hong-Pyo Kim et al., filed
Mar. 29, 2011 entitled Set Top Box.

(Continued)

Primary Examiner — Raphael Barkai

Assistant Examiner — Randall Gholson

(74) *Attorney, Agent, or Firm* — Flynn, Thiel, Boutell &
Tanis, P.C.

(57) **CLAIM**

The ornamental design for a set top box, as shown and
described.

DESCRIPTION

FIG. 1 is a top front perspective view of a set top box showing
our new design;

FIG. 2 is a front elevational view thereof;

FIG. 3 is a rear elevational view thereof;

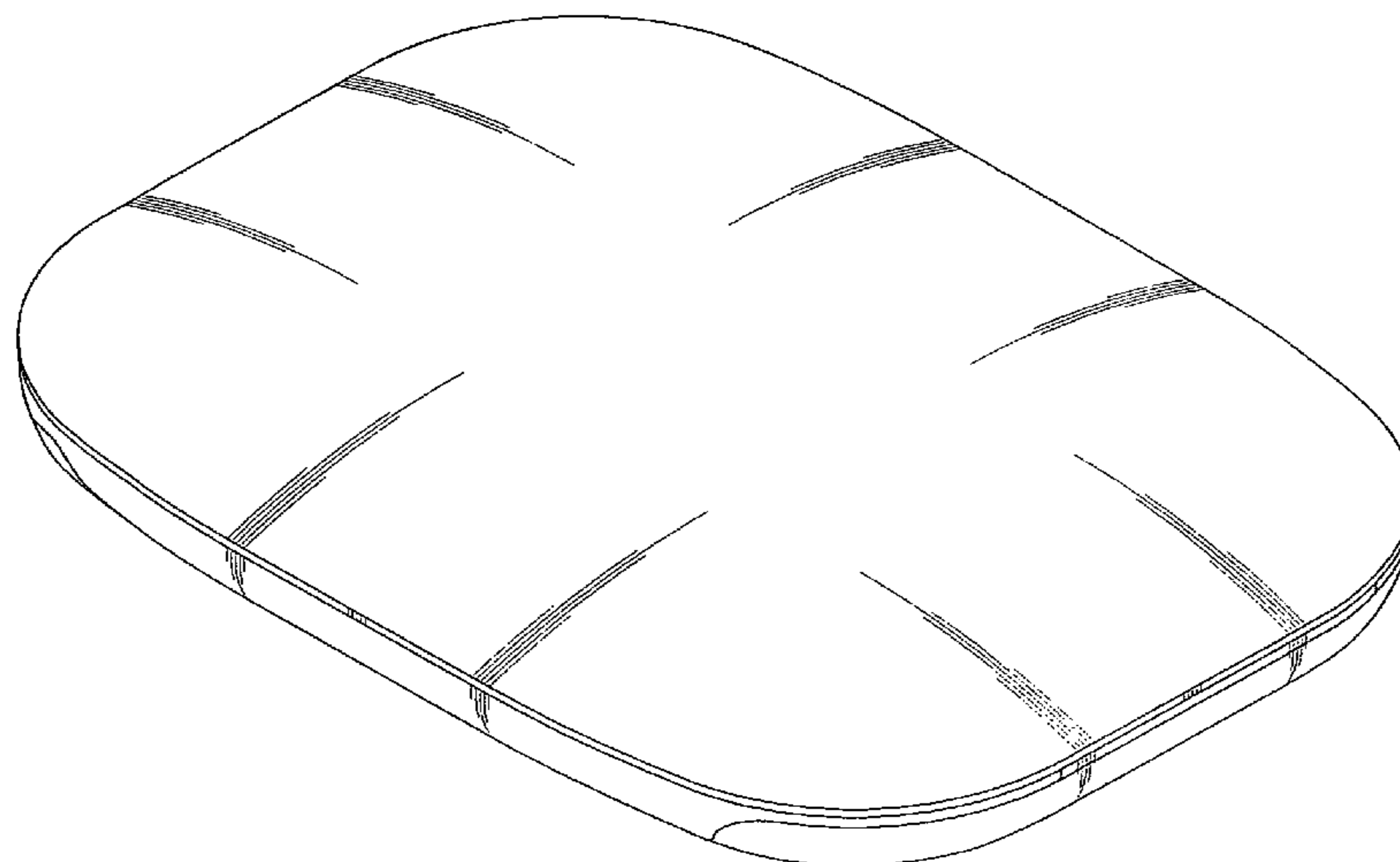
FIG. 4 is a left side elevational view thereof;

FIG. 5 is a right side elevational view thereof;

FIG. 6 is a top plan view thereof; and,

FIG. 7 is a bottom plan view thereof.

1 Claim, 3 Drawing Sheets



US D649,945 S

Page 2

U.S. PATENT DOCUMENTS

D602,889 S 10/2009 Cho et al.
D602,890 S 10/2009 Cho et al.
D608,310 S 1/2010 Cho et al.
D608,744 S 1/2010 Kim et al.
D608,745 S 1/2010 Cho et al.
D609,656 S 2/2010 Cho et al.
D610,102 S 2/2010 Cho et al.
D626,099 S * 10/2010 Huang D14/125
D628,573 S * 12/2010 Wang D14/356
D629,370 S * 12/2010 Sheppard et al. D14/125
D635,530 S 4/2011 Sung et al.
D635,531 S 4/2011 Cho et al.
D635,532 S 4/2011 Sung et al.
D635,533 S 4/2011 Cho et al.
D635,534 S 4/2011 Cho et al.

D635,535 S 4/2011 Cho et al.
D635,940 S 4/2011 Cho et al.
D638,426 S * 5/2011 Ikeda et al. D14/358
D639,254 S * 6/2011 Giovannoni et al. D14/125
D640,213 S * 6/2011 Luo D14/125
D640,646 S * 6/2011 Wu et al. D14/125
D640,692 S * 6/2011 Waisman-Diamond D14/358
D641,365 S * 7/2011 Lee et al. D14/368
D641,722 S * 7/2011 Luo D14/125
D642,173 S * 7/2011 Lee et al. D14/365

OTHER PUBLICATIONS

U.S. Appl. No. 29/374,116, Applicant: Tae-Hun Kim, filed Jul. 5, 2011 entitled Set Top Box.

* cited by examiner

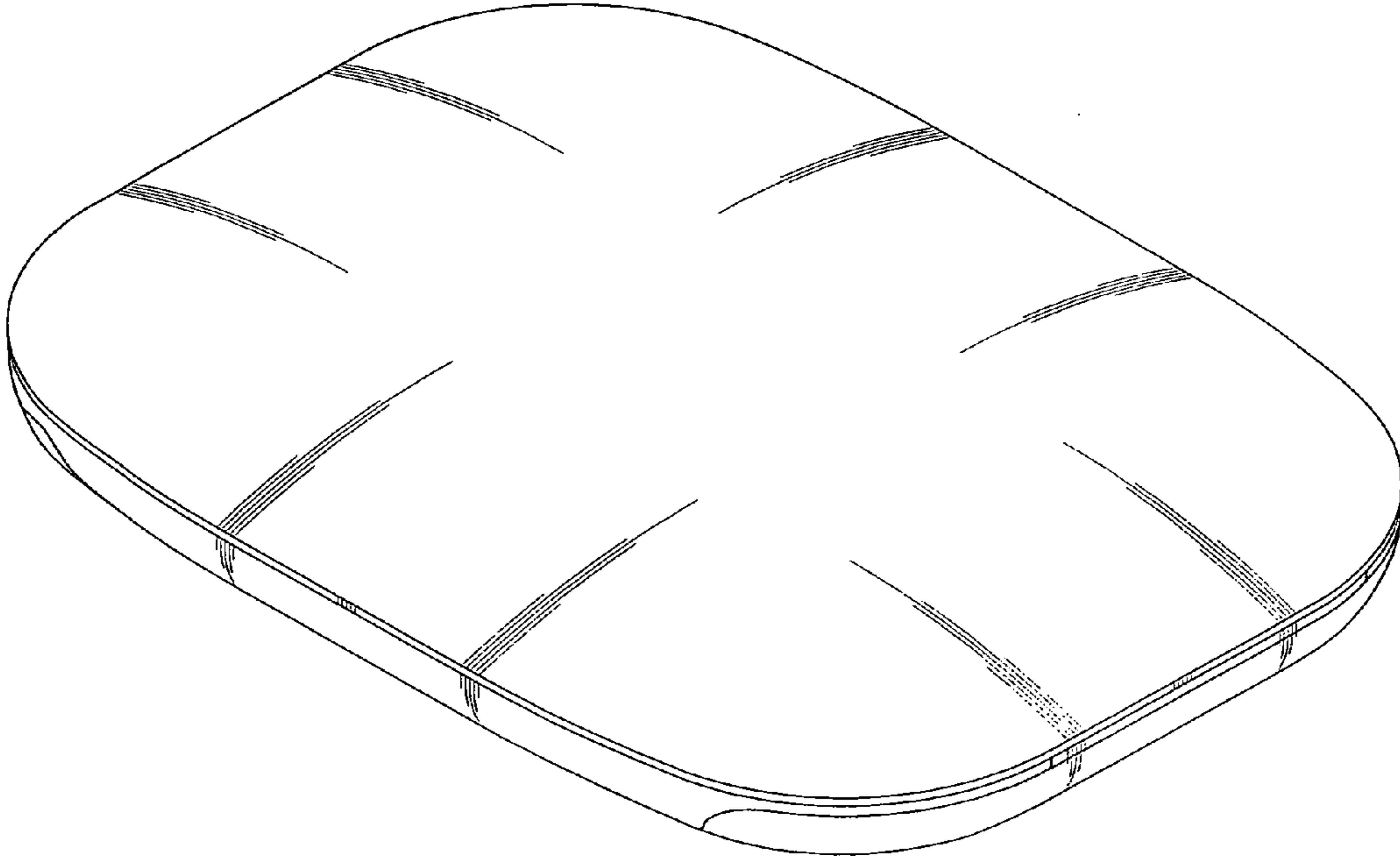


FIG.1

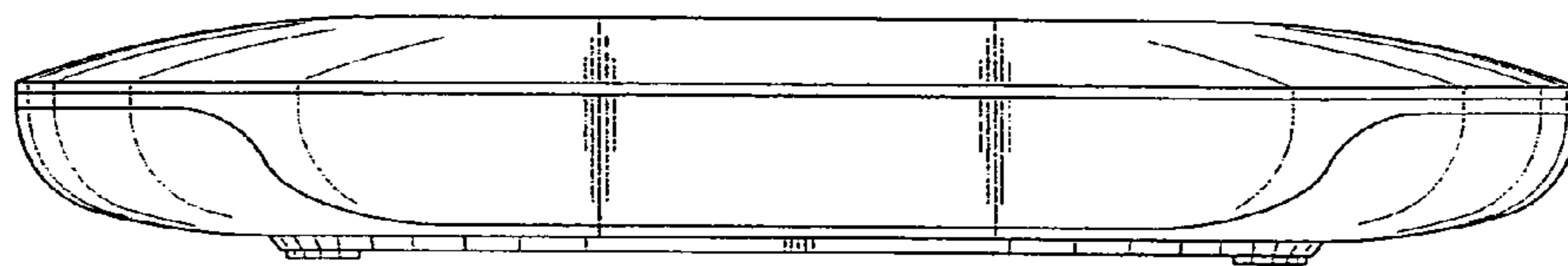


FIG. 2

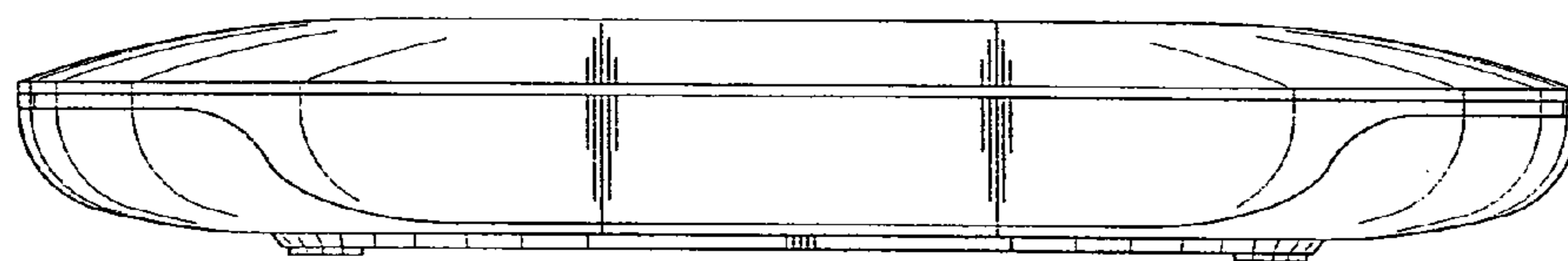


FIG. 3

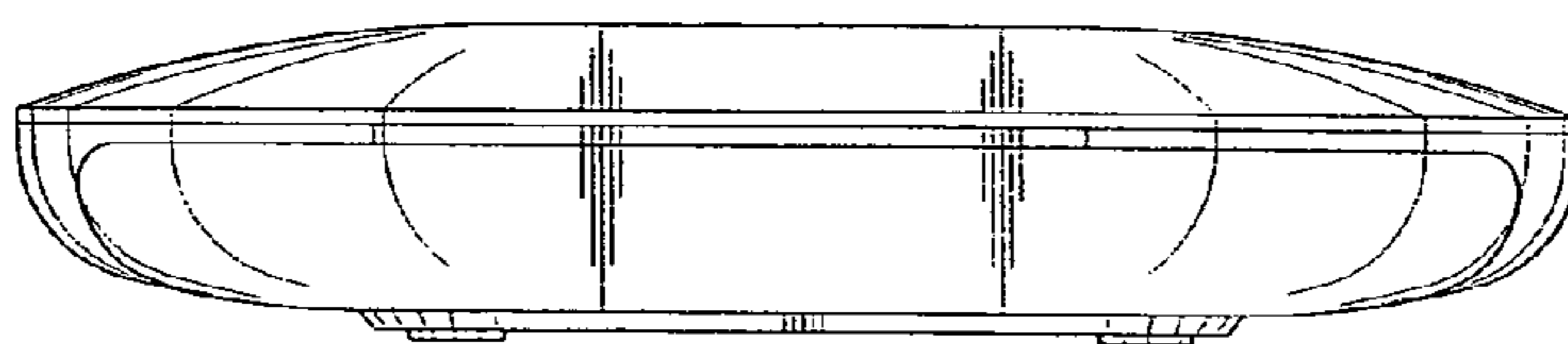


FIG. 4

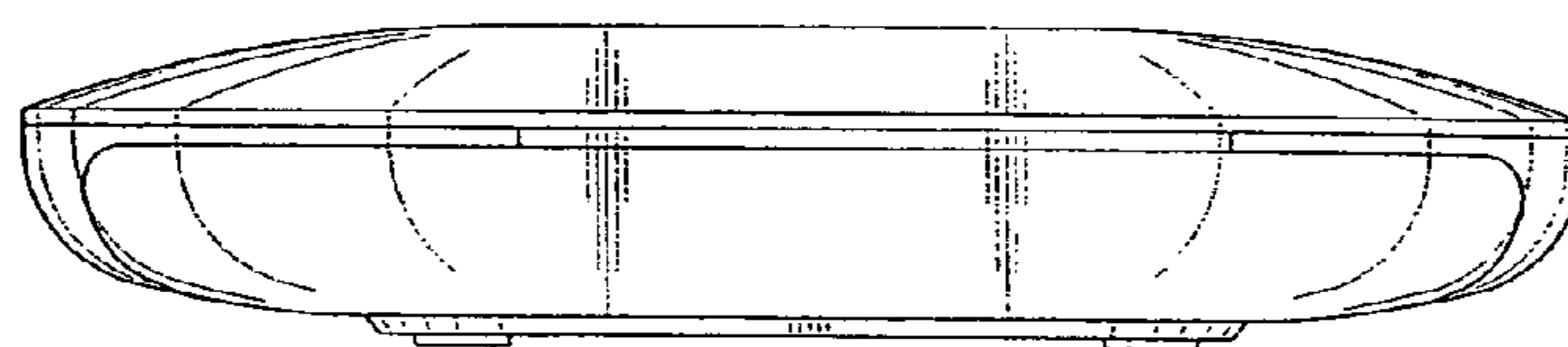


FIG. 5

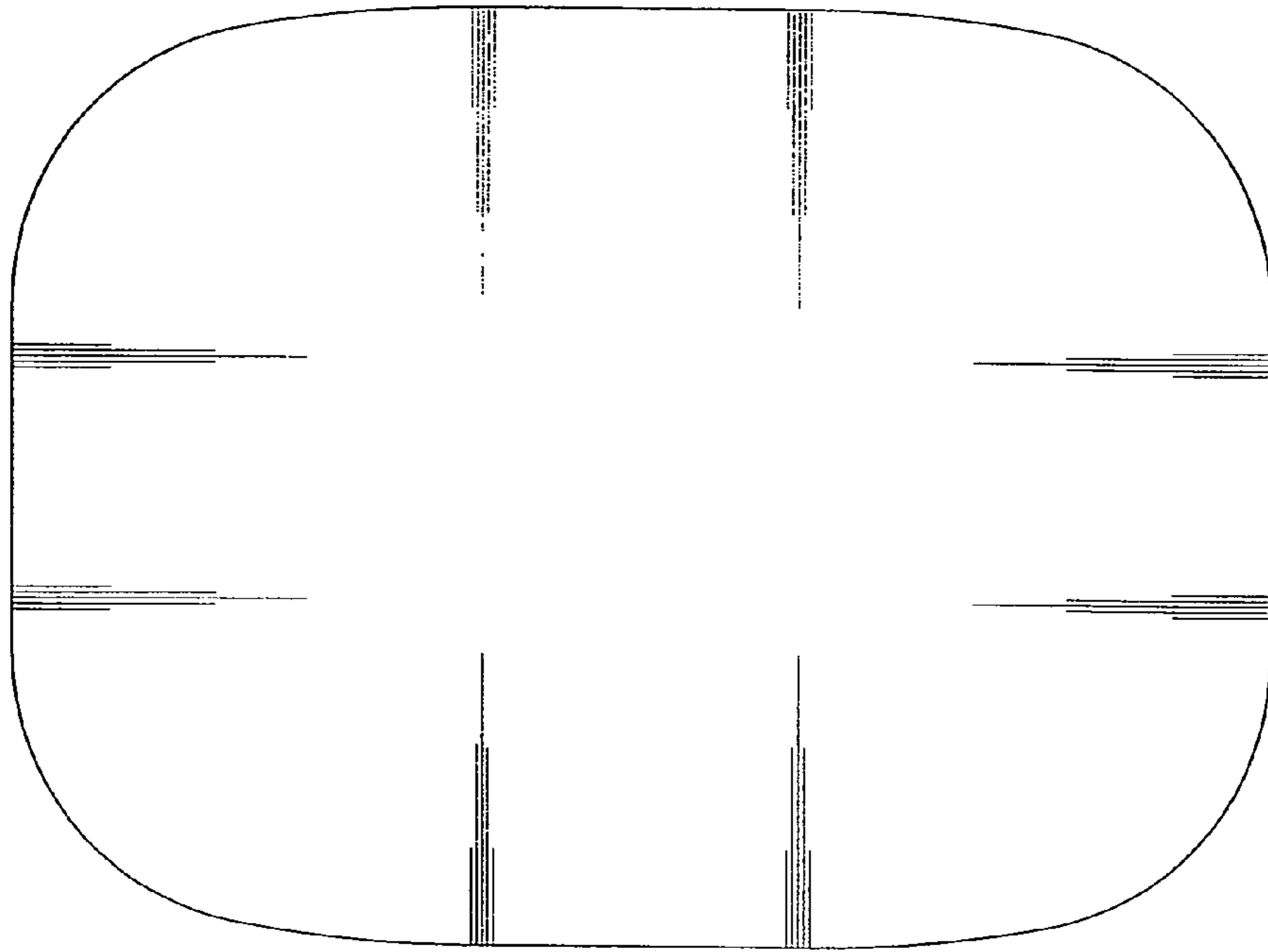


FIG. 6

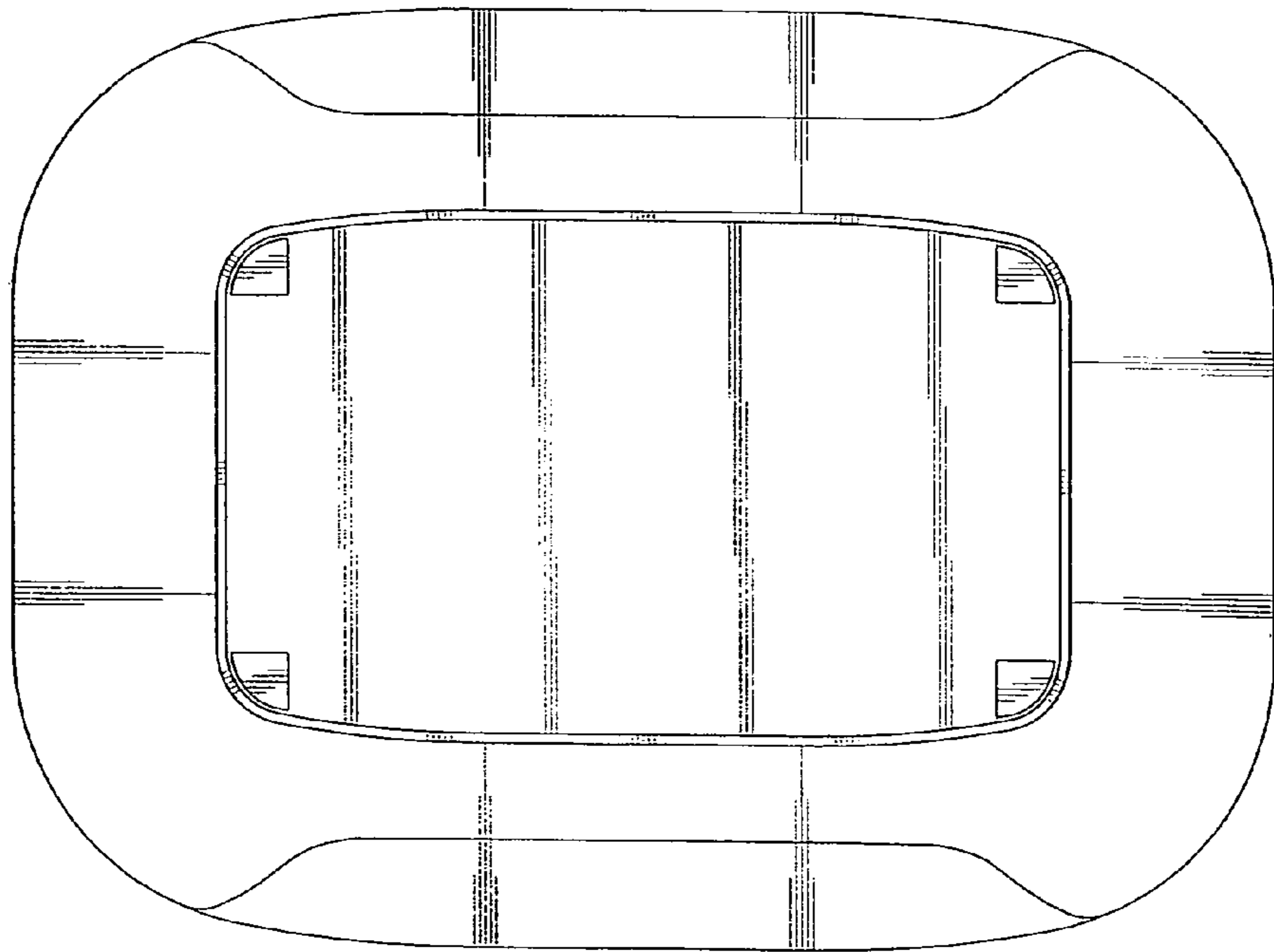


FIG. 7