



US00D649941S

(12) **United States Design Patent**
Lee et al.

(10) **Patent No.:** **US D649,941 S**
(45) **Date of Patent:** **** Dec. 6, 2011**

(54) **REMOTE CONTROL CONSOLE**
(75) Inventors: **Noel Lee**, Las Vegas, NV (US); **Jacky Hsiung**, San Jose, CA (US)
(73) Assignee: **Monster Cable Products, Inc.**,
Brisbane, CA (US)
(**) Term: **14 Years**

D418,820	S	*	1/2000	Shintani et al.	D13/168
D503,928	S	*	4/2005	Obata	D13/164
D519,494	S	*	4/2006	An	D14/218
D589,496	S	*	3/2009	Legrand	D14/218
D591,731	S	*	5/2009	Lee et al.	D14/218
2004/0222963	A1	*	11/2004	Guo et al.	345/156
2007/0002187	A1	*	1/2007	Lee	348/734
2007/0018946	A1	*	1/2007	Manley et al.	345/156
2008/0062129	A1	*	3/2008	Lee et al.	345/161
2008/0239168	A1	*	10/2008	Henty	348/734

* cited by examiner

(21) Appl. No.: **29/393,376**

Primary Examiner — Selina Sikder

(22) Filed: **Jun. 3, 2011**

(74) *Attorney, Agent, or Firm* — LaRiviere, Grubman & Payne, LLP

Related U.S. Application Data

(62) Division of application No. 29/351,725, filed on Dec. 10, 2009, now Pat. No. Des. 642,543.

(51) **LOC (9) Cl.** **14-03**

(52) **U.S. Cl.** **D13/168**

(58) **Field of Classification Search** D13/168;
D14/218, 288, 391; 340/825.22, 825.24,
340/825.25, 825.31, 825.36, 825.69, 825.72;
463/39; 341/176; 455/352; 345/156, 168,
345/169; 348/734; 700/17, 65, 83
See application file for complete search history.

(56) **References Cited**

U.S. PATENT DOCUMENTS

D352,506	S	*	11/1994	Kawamoto et al.	D14/218
D393,629	S	*	4/1998	Tsui	D13/168
D410,633	S	*	6/1999	Tsui	D13/168

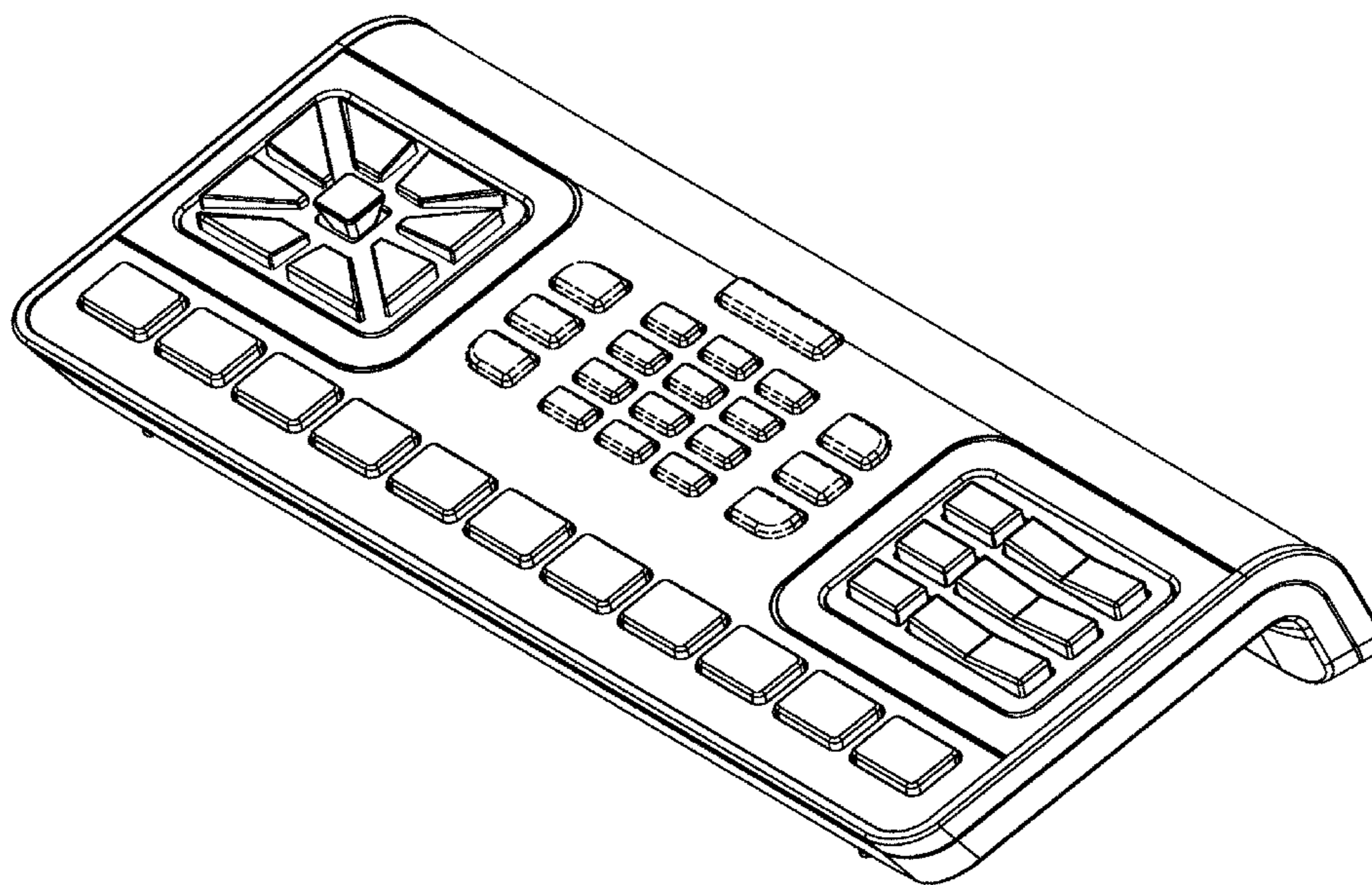
(57) **CLAIM**

The ornamental design for a remote control console, as shown and described.

DESCRIPTION

FIG. 1 is a front perspective view of a remote control console, showing our new design;
FIG. 2 is a top view thereof;
FIG. 3 is a bottom view thereof;
FIG. 4 is a front view thereof;
FIG. 5 is a rear view thereof;
FIG. 6 is a side view thereof; and,
FIG. 7 is an opposing side view thereof.
The broken lines showing the environment in the Figures are for illustrative purposes only and form no part of the claimed design.

1 Claim, 5 Drawing Sheets



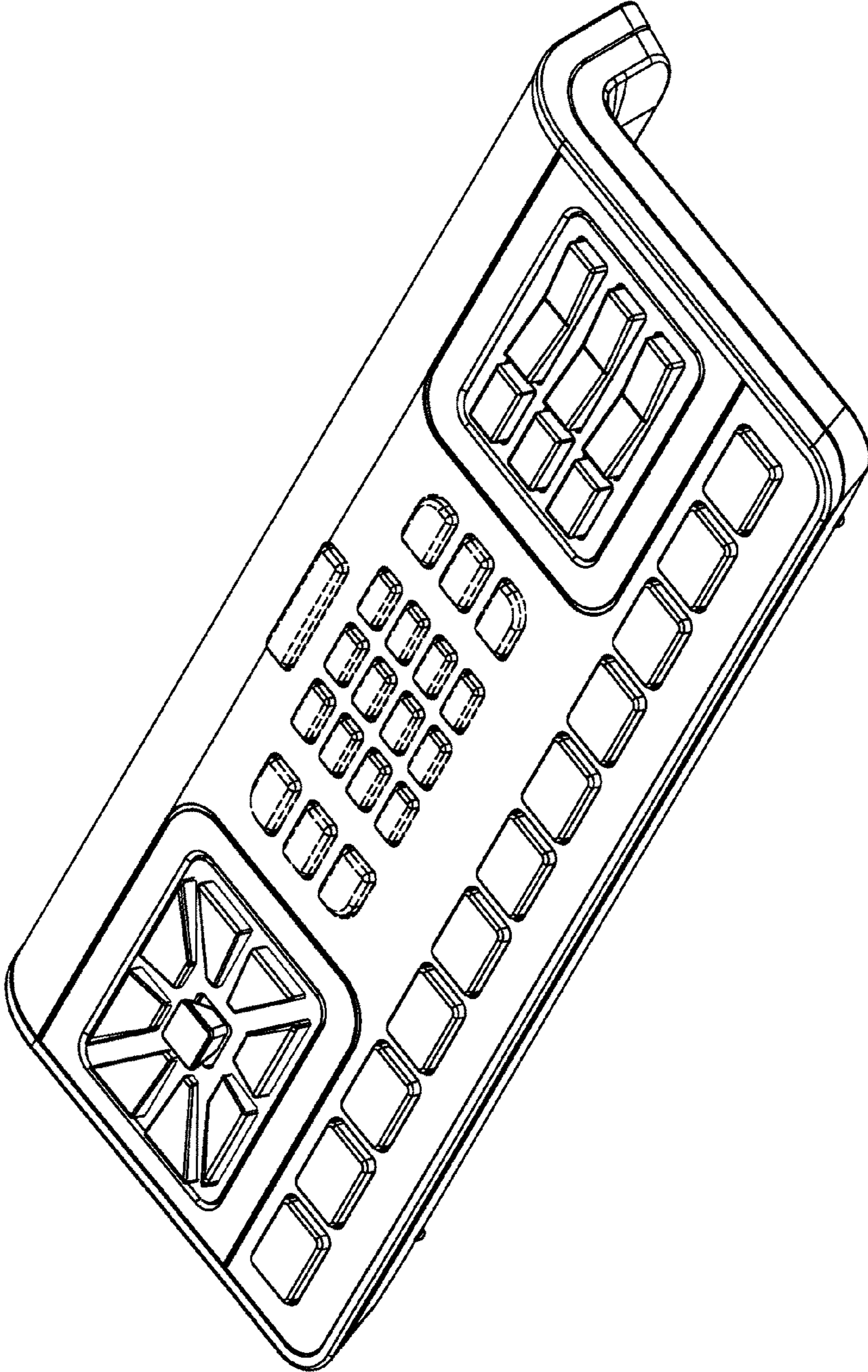


Figure 1

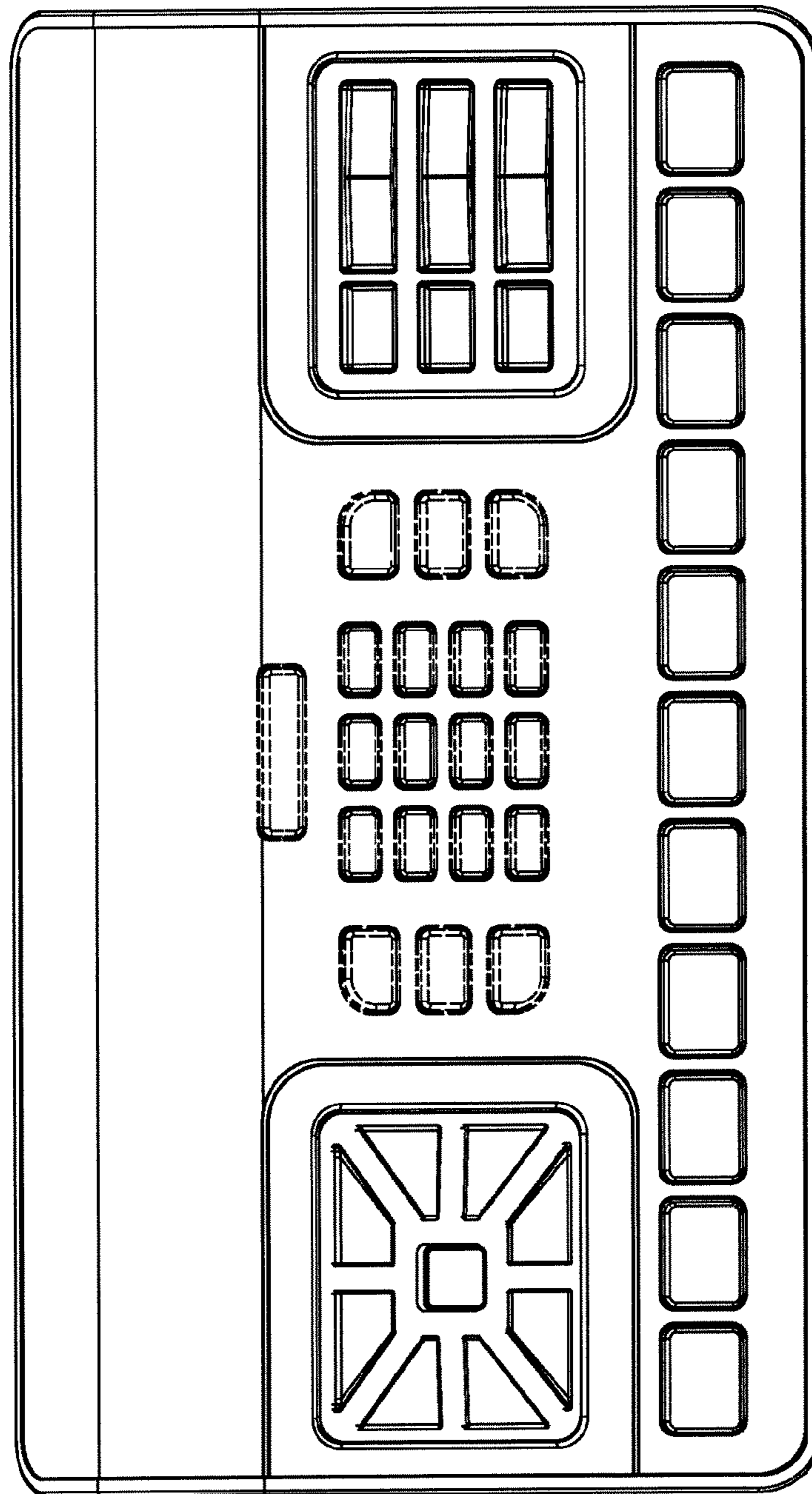


Figure 2

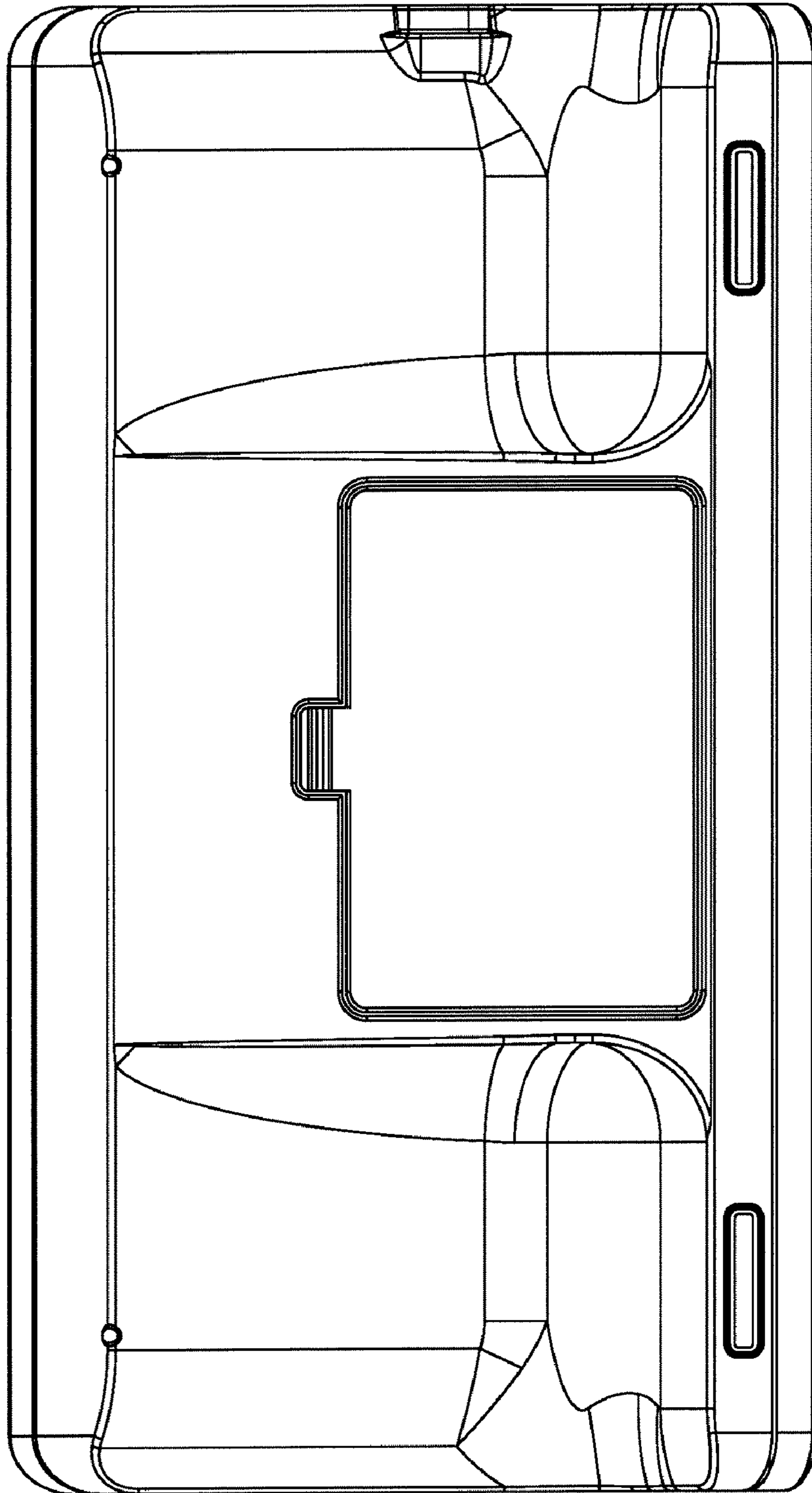


Figure 3

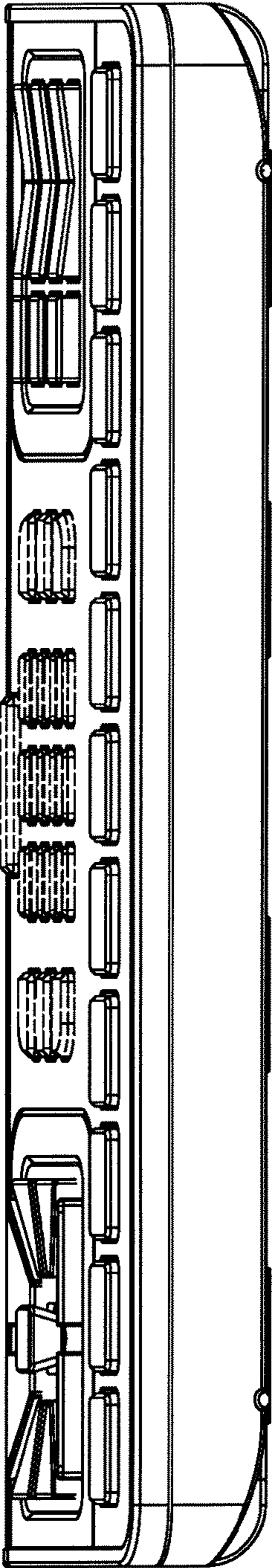


Figure 4




Figure 5

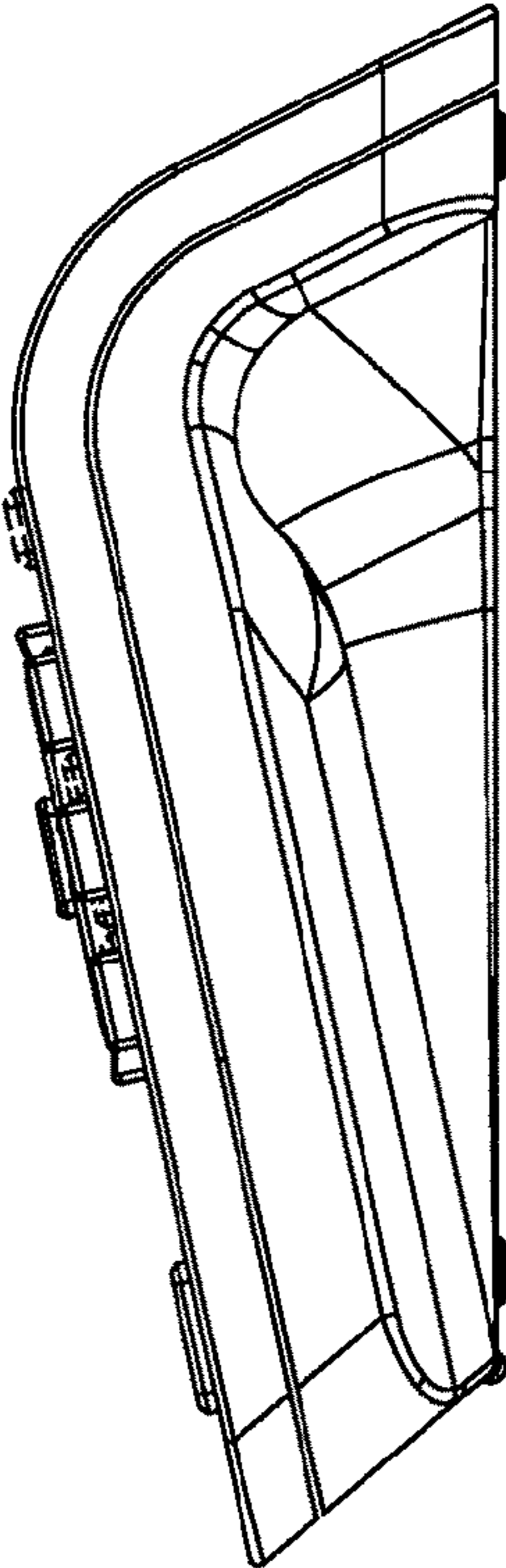


Figure 6

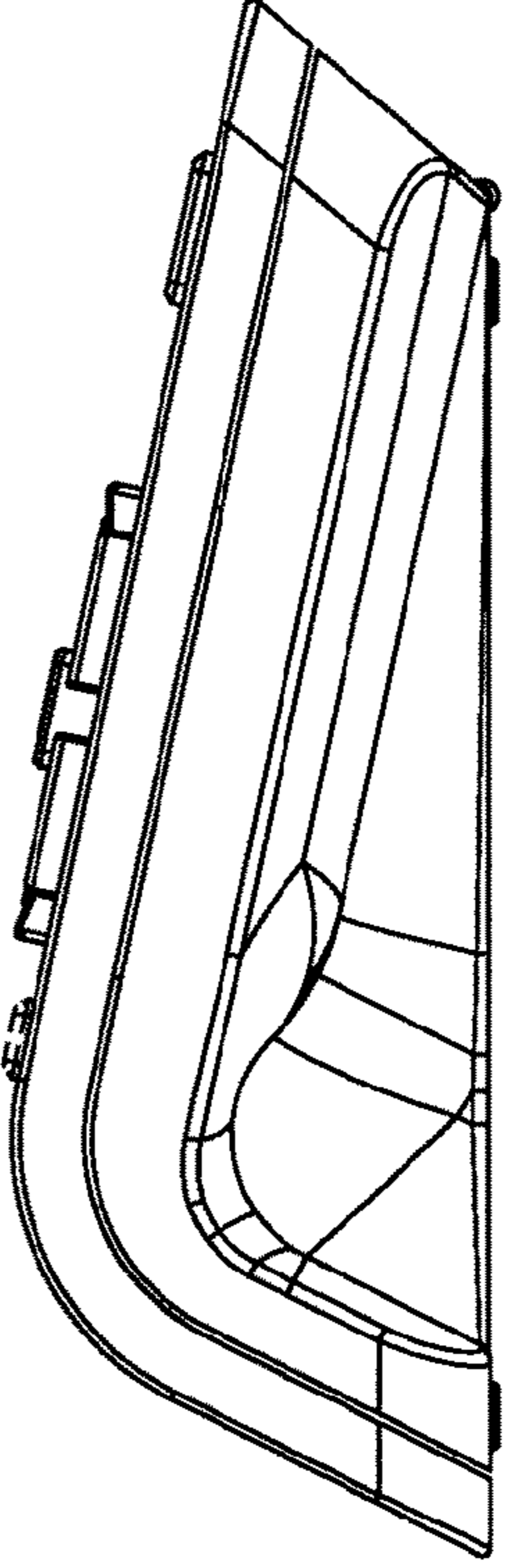


Figure 7