



US00D649927S

(12) **United States Design Patent**
Cerny

(10) **Patent No.:** **US D649,927 S**

(45) **Date of Patent:** **** Dec. 6, 2011**

(54) **TIRE TREAD**

(75) Inventor: **Andrew D. Cerny**, Riverside, IA (US)

(73) Assignee: **Bridgestone Bandag, LLC**, Muscatine, IA (US)

(**) Term: **14 Years**

(21) Appl. No.: **29/381,087**

(22) Filed: **Dec. 15, 2010**

(51) **LOC (9) Cl.** **12-16**

(52) **U.S. Cl.** **D12/544**

(58) **Field of Classification Search** D12/544,
D12/557-567; 152/209.1, 209.4, 209.5,
152/209.6, 209.8, 209.9, 209.18

See application file for complete search history.

(56) **References Cited**

U.S. PATENT DOCUMENTS

3,858,633	A	1/1975	Boileau	
D283,609	S	4/1986	Kawabata et al.	
4,649,975	A	3/1987	Kogure et al.	
4,823,855	A *	4/1989	Goergen et al.	152/209.18
D308,503	S *	6/1990	Goergen et al.	D12/560
5,198,047	A	3/1993	Graas et al.	
D352,488	S	11/1994	Siramy	
D365,791	S	1/1996	Brown et al.	
D380,715	S	7/1997	Harris et al.	
5,647,926	A	7/1997	van der Meer et al.	
5,658,404	A	8/1997	Brown et al.	
D390,818	S	2/1998	De Barsy et al.	
D400,131	S	10/1998	Graas	
D437,266	S	2/2001	Poling et al.	
D441,695	S	5/2001	Heinen et al.	
D487,054	S	2/2004	Welbes	
D493,415	S	7/2004	Noailly	
7,246,644	B2	7/2007	Colombo et al.	
D548,172	S	8/2007	Dixon et al.	
D557,654	S *	12/2007	Yamaguchi	D12/579
D558,664	S	1/2008	Herbeval et al.	
D577,660	S	9/2008	Durand	

D578,956	S	10/2008	Dixon et al.	
D593,485	S	6/2009	Davidson, Jr. et al.	
D606,005	S *	12/2009	Cerny	D12/544
D606,484	S *	12/2009	Vandaele et al.	D12/566
D636,722	S *	4/2011	Davidson et al.	D12/602
2008/0149240	A1	6/2008	Luneau et al.	

(Continued)

FOREIGN PATENT DOCUMENTS

JP 1029922 S 1/1999

OTHER PUBLICATIONS

Bridgestone M840, 2005 Tread Design Guide, 2005, p. 103, vol. 40.,
Tire Guides, Inc., Boca Raton, FL, United States.

(Continued)

Primary Examiner — Caron D Veynar

Assistant Examiner — George D Kirschbaum

(57) **CLAIM**

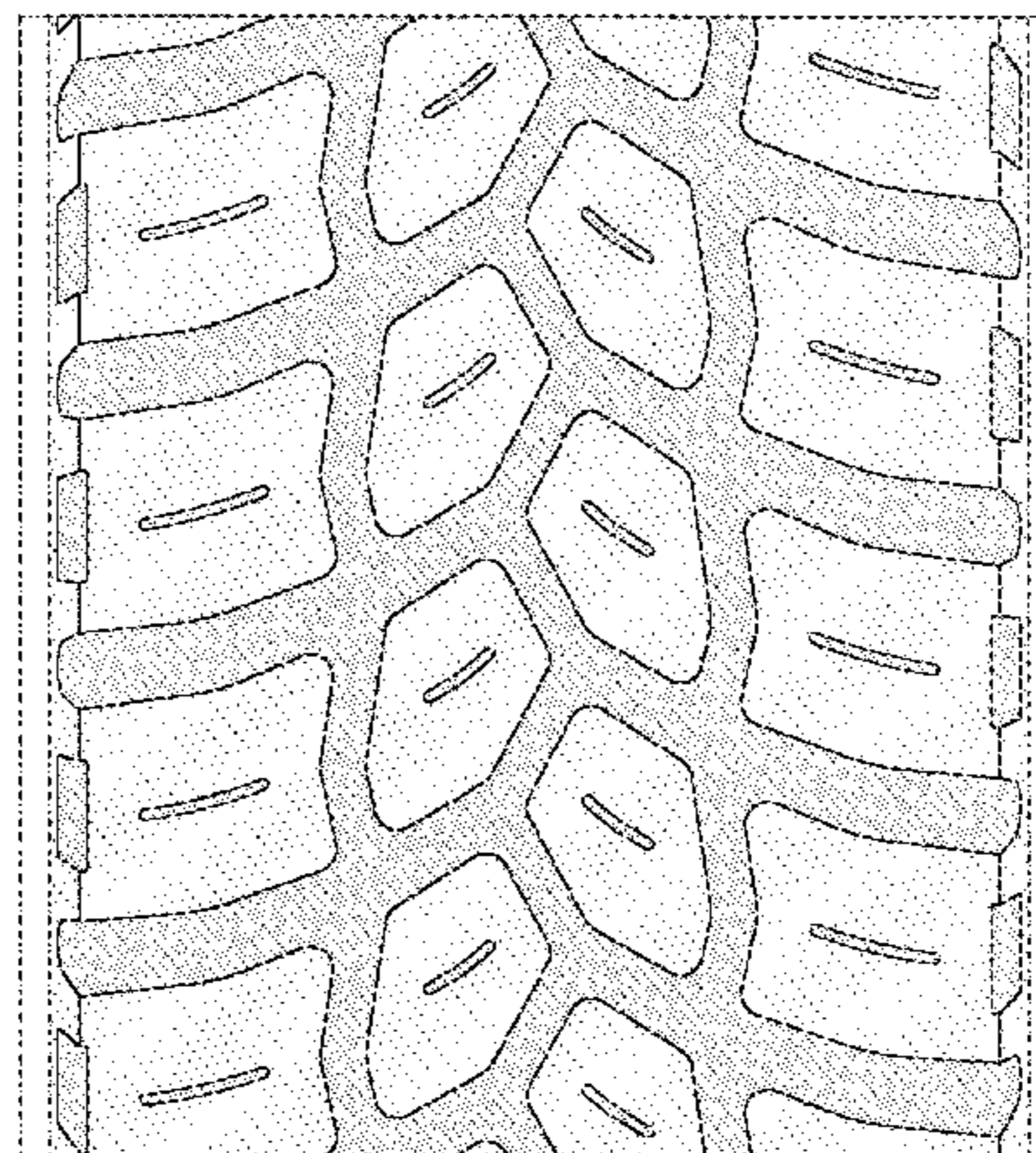
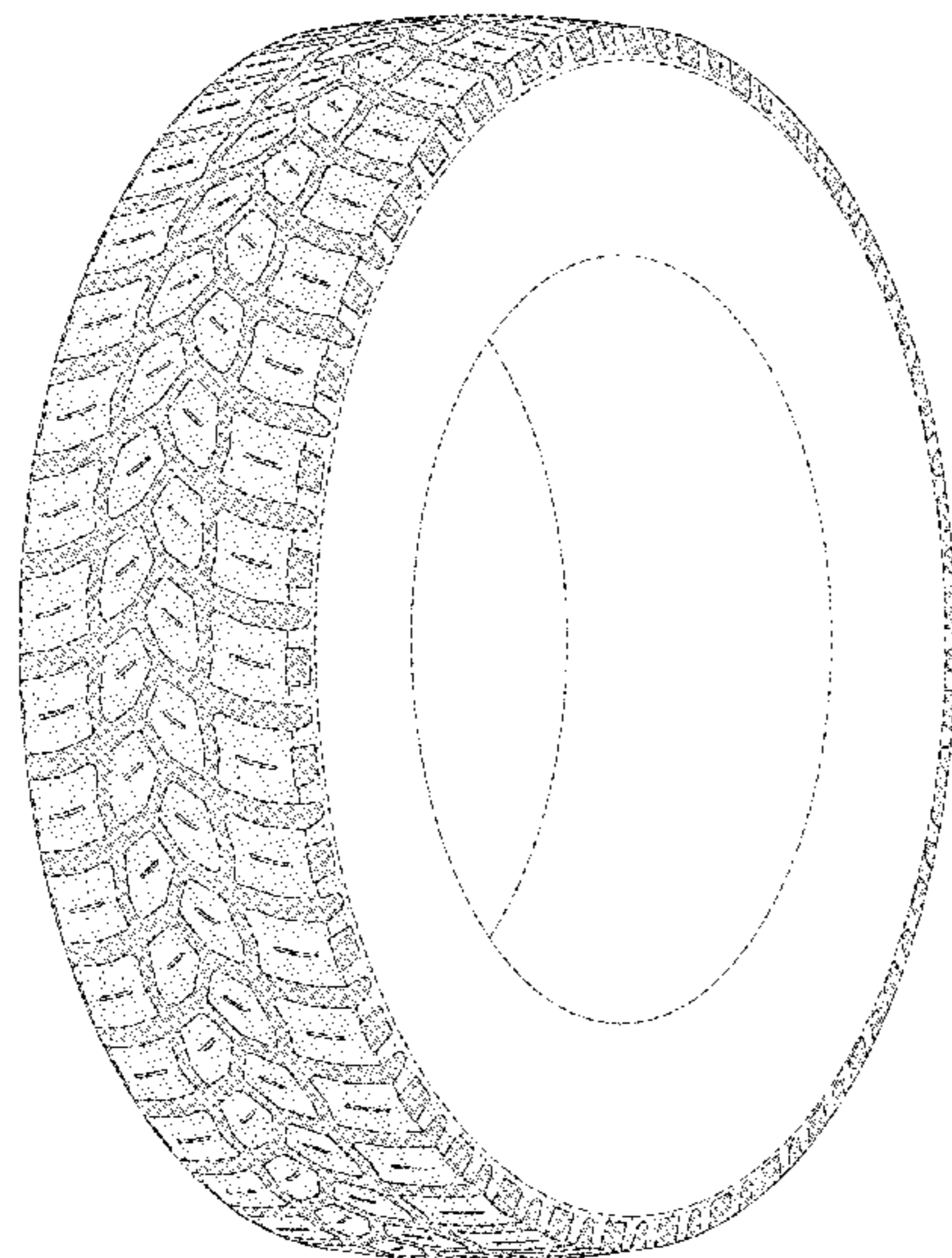
The ornamental design for a tire tread, as shown and described.

DESCRIPTION

FIG. 1 is a side perspective view of a tire tread showing my new design, it being understood that the tread pattern is repeated throughout the circumference of the tire tread, the opposite side being the same as that shown;
FIG. 2 is a front elevational view thereof, the opposite side being identical thereto;
FIG. 3 is a side elevational view of the right side thereof;
FIG. 4 is a side elevational view of the left side thereof; and,
FIG. 5 is an enlarged fragmentary front elevational view thereof.

The broken lines defining the tire sidewall, inner bead, and the peripheral boundary between the claimed tire tread and sidewall are for illustrative purposes only and form no part of the claimed design.

1 Claim, 5 Drawing Sheets



U.S. PATENT DOCUMENTS

2009/0107600 A1 4/2009 Missik-Gaffney et al.

OTHER PUBLICATIONS

Bridgestone M843, 2005 Tread Design Guide, 2005, p. 103, vol. 40., Tire Guides, Inc., Boca Raton, FL, United States.

Bridgestone M844F, 2005 Tread Design Guide, 2005, p. 103, vol. 40., Tire Guides, Inc., Boca Raton, FL, United States.

Bridgestone Americas Tire Operations, LLC, M840, Bridgestone Truck Tires, Jul. 20, 2009, <https://www.bfentirenet.com/product_catalogs/trucktires/app?task=TruckTiresPC&subtask=ttDetail&ctry=USA&language=en_us&modelID=12&partial=true>, Bridgestone Americas Tire Operations, LLC, United States.

Bridgestone Americas Tire Operations, LLC, M843, Bridgestone Truck Tires, Jul. 20, 2009, <https://www.bfentirenet.com/product_catalogs/trucktires/app?task=TruckTiresPC&subtask=ttDetail&ctry=USA&language=en_us&modelID=13&partial=true>, Bridgestone Americas Tire Operations, LLC, United States.

Bridgestone Americas Tire Operations, LLC, M844F, Bridgestone Truck Tires, Jul. 20, 2009, <https://www.bfentirenet.com/product_catalogs/trucktires/app?task=TruckTiresPC&subtask=ttDetail&ctry=USA&language=en_us&modelID=14&partial=true>, Bridgestone Americas Tire Operations, LLC, United States.

* cited by examiner

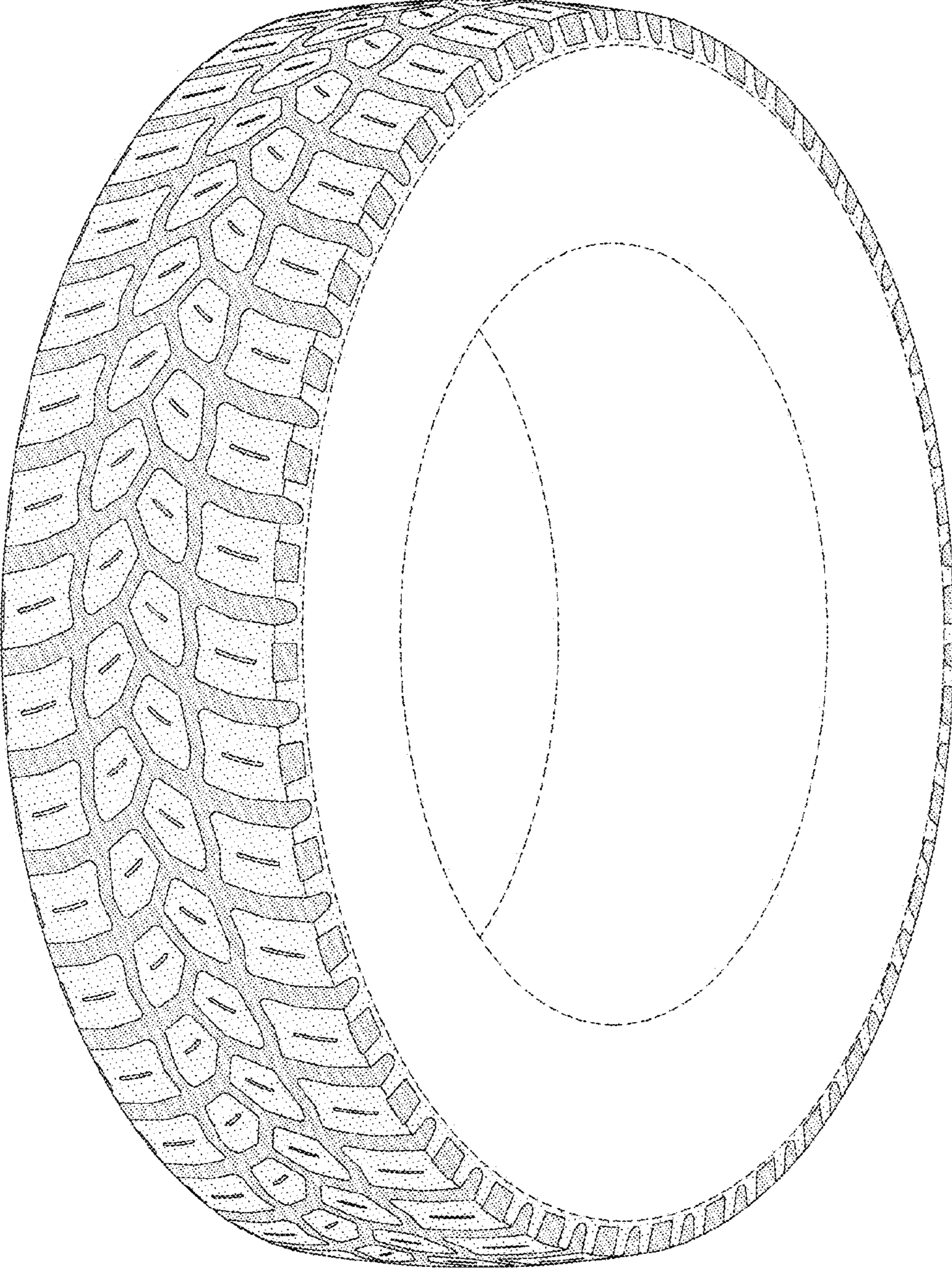


FIG-1

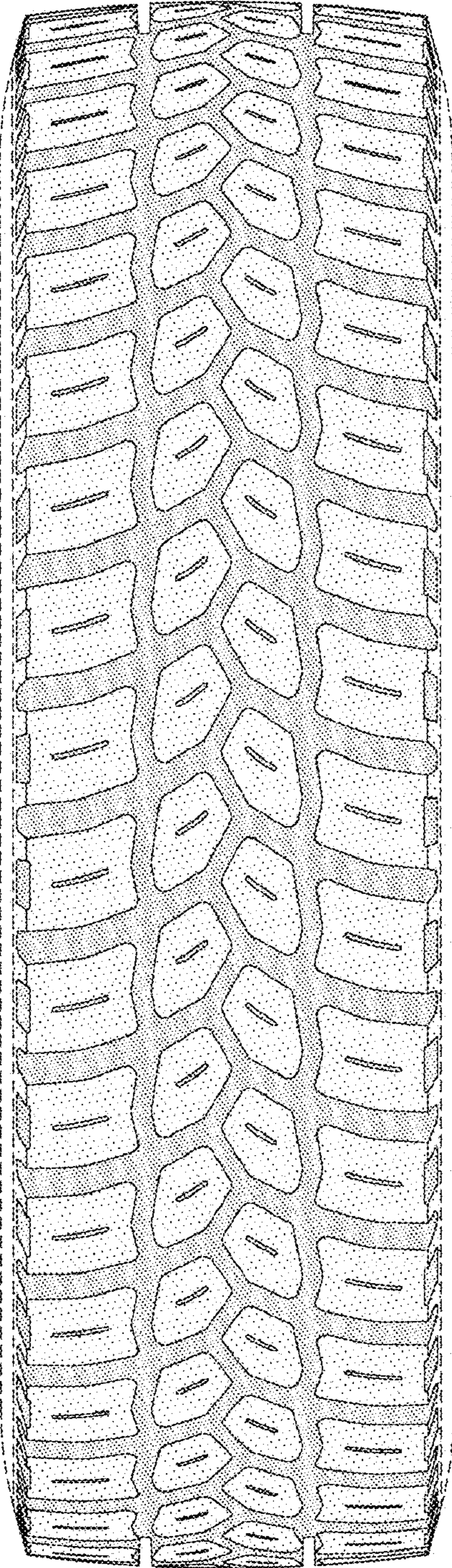


FIG-2




FIG-3

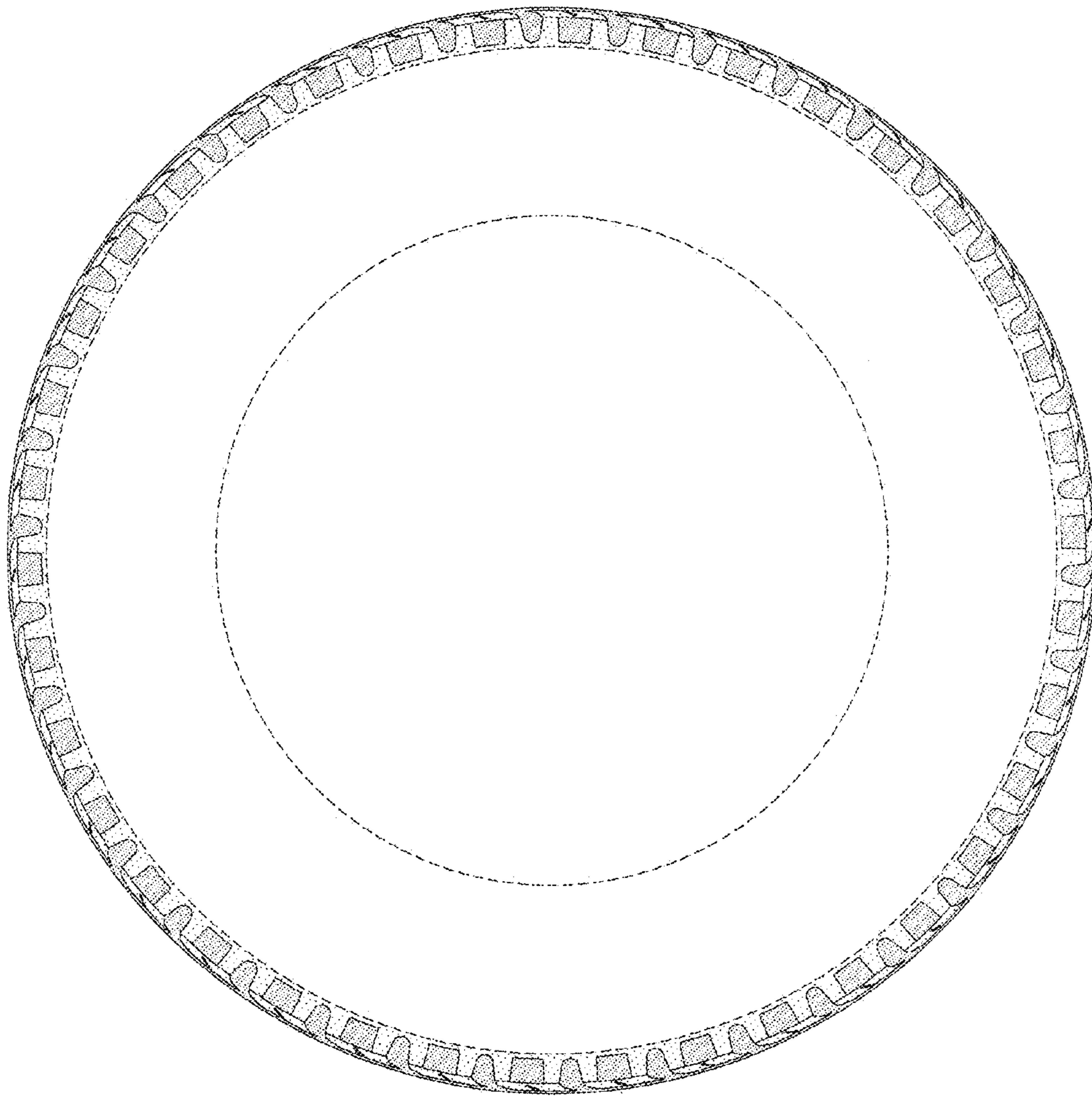


FIG-4

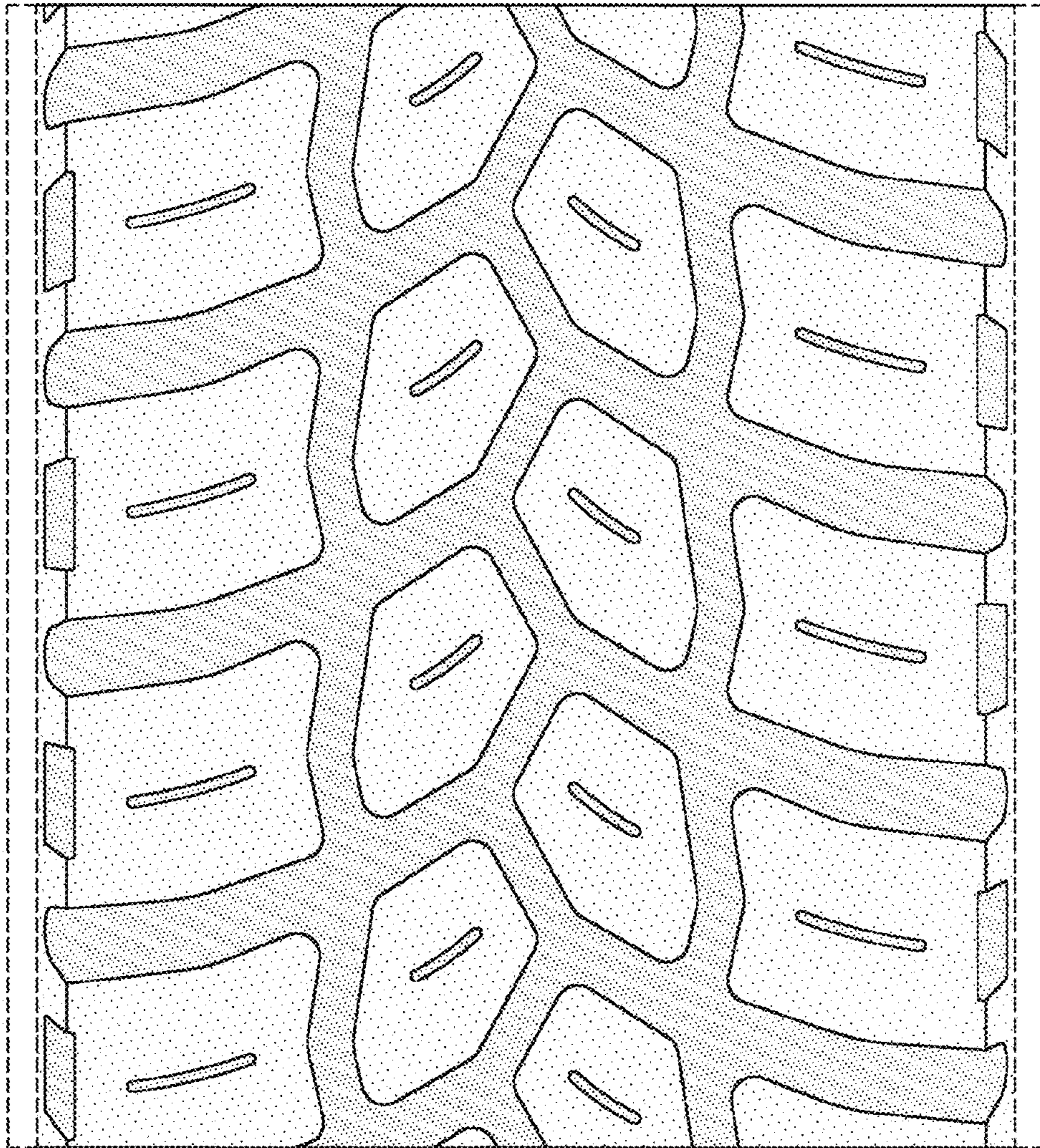


FIG-5