

US00D649920S

(12) **United States Design Patent**  
**Jessie, Jr.**

(10) **Patent No.:** **US D649,920 S**

(45) **Date of Patent:** **\*\* Dec. 6, 2011**

(54) **WHEEL FOR A TRIKE, BIKE, SCOOTER OR THE LIKE**

(75) Inventor: **Donald K. Jessie, Jr.**, Middletown, OH (US)

(73) Assignee: **Huffy Corporation**, Centerville, OH (US)

(\*\*) Term: **14 Years**

(21) Appl. No.: **29/343,288**

(22) Filed: **Sep. 10, 2009**

(51) **LOC (9) Cl.** ..... **12-16**

(52) **U.S. Cl.** ..... **D12/209**

(58) **Field of Classification Search** ..... D12/204-213;  
301/37.101, 64.101, 65, 64.201  
See application file for complete search history.

(56) **References Cited**

**U.S. PATENT DOCUMENTS**

|           |     |         |                  |       |         |
|-----------|-----|---------|------------------|-------|---------|
| D219,966  | S * | 2/1971  | Halibrand        | ..... | D12/209 |
| D225,989  | S * | 1/1973  | Chadwick         | ..... | D12/207 |
| 4,079,957 | A   | 3/1978  | Blease           |       |         |
| D299,918  | S * | 2/1989  | Envall et al.    | ..... | D12/209 |
| 5,499,834 | A   | 3/1996  | Pasin et al.     |       |         |
| D368,883  | S * | 4/1996  | Rhor             | ..... | D12/209 |
| D370,652  | S * | 6/1996  | Londry           | ..... | D12/209 |
| D372,697  | S * | 8/1996  | Echazabal et al. | ..... | D12/209 |
| 5,568,934 | A   | 10/1996 | Niemeyer         |       |         |
| D383,721  | S * | 9/1997  | Baker et al.     | ..... | D12/209 |
| D387,319  | S * | 12/1997 | Timm et al.      | ..... | D12/209 |
| D405,747  | S * | 2/1999  | Sacco et al.     | ..... | D12/209 |
| 6,152,473 | A   | 11/2000 | Shih             |       |         |
| D445,389  | S * | 7/2001  | Stach            | ..... | D12/209 |
| D453,135  | S * | 1/2002  | Chen             | ..... | D12/209 |
| D454,822  | S * | 3/2002  | Leutz            | ..... | D12/209 |
| 6,517,093 | B2  | 2/2003  | Feng             |       |         |
| 6,530,589 | B1  | 3/2003  | Ma               |       |         |
| 6,575,486 | B2  | 6/2003  | Ma               |       |         |
| D491,868  | S * | 6/2004  | Lin              | ..... | D12/209 |
| D497,138  | S * | 10/2004 | Anderson et al.  | ..... | D12/209 |
| 6,874,802 | B2  | 4/2005  | Gunter et al.    |       |         |

|              |     |         |                 |       |         |
|--------------|-----|---------|-----------------|-------|---------|
| 7,000,935    | B2  | 2/2006  | Gunter et al.   |       |         |
| D520,430     | S * | 5/2006  | Lindsay         | ..... | D12/209 |
| D522,948     | S * | 6/2006  | Long            | ..... | D12/209 |
| D524,699     | S   | 7/2006  | Kurth et al.    |       |         |
| D535,918     | S   | 1/2007  | On              |       |         |
| D539,719     | S * | 4/2007  | Aoki            | ..... | D12/209 |
| D540,717     | S   | 4/2007  | On              |       |         |
| 7,377,528    | B1  | 5/2008  | Xie             |       |         |
| D570,757     | S * | 6/2008  | Kiesel          | ..... | D12/209 |
| 7,455,308    | B2  | 11/2008 | Michelau et al. |       |         |
| D592,042     | S * | 5/2009  | Brodbeck        | ..... | D8/375  |
| 2007/0267844 | A1  | 11/2007 | Grossman        |       |         |
| 2008/0277901 | A1  | 11/2008 | Catelli         |       |         |

\* cited by examiner

*Primary Examiner* — Stacia Cadmus

(74) *Attorney, Agent, or Firm* — Wood, Herron & Evans, L.L.P.

(57) **CLAIM**

The ornamental design for a wheel for a trike, bike, scooter or the like, as shown and described.

**DESCRIPTION**

FIG. 1 is a perspective view of a wheel for a trike, bike, scooter or the like shown in its position of use, showing my new design;

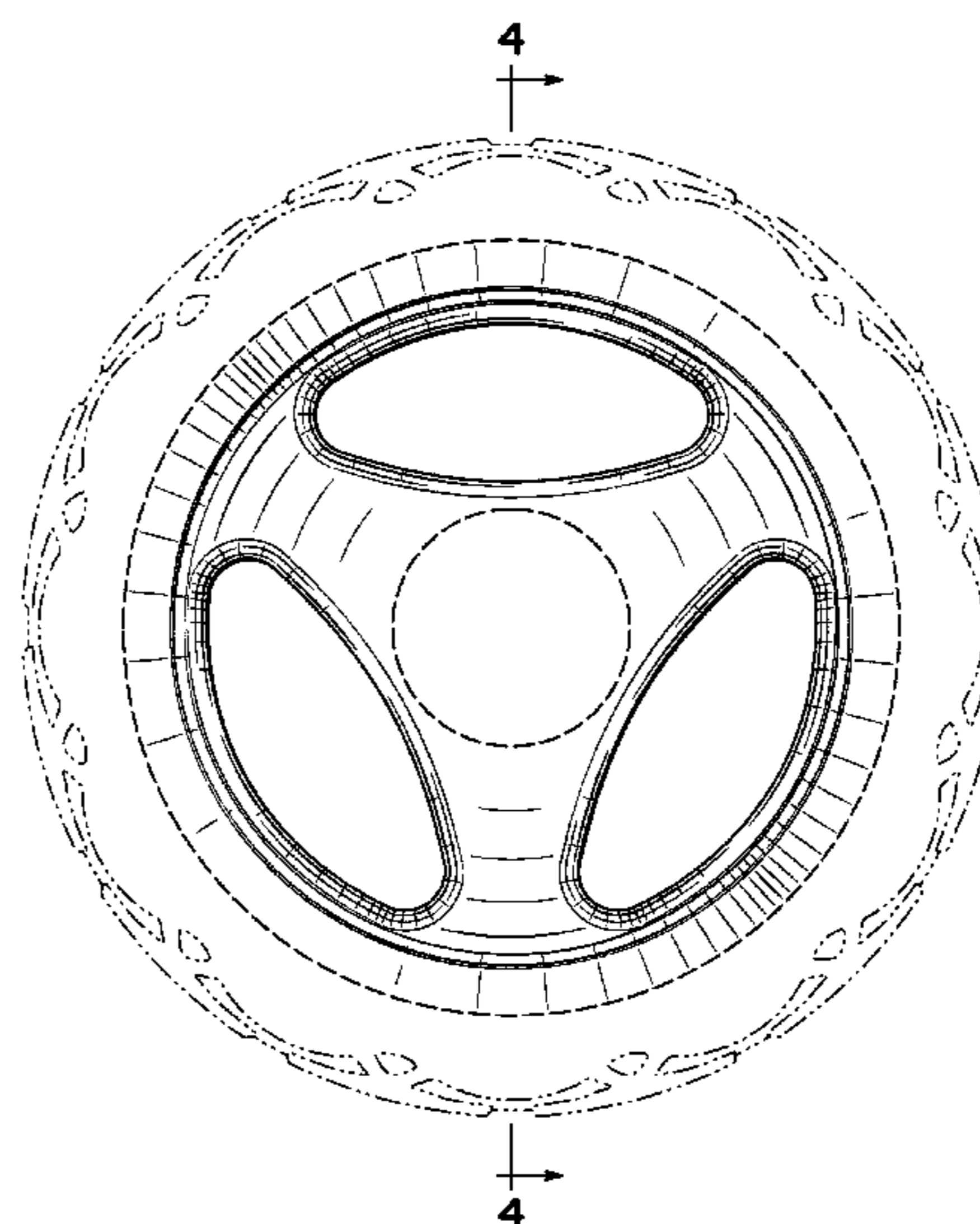
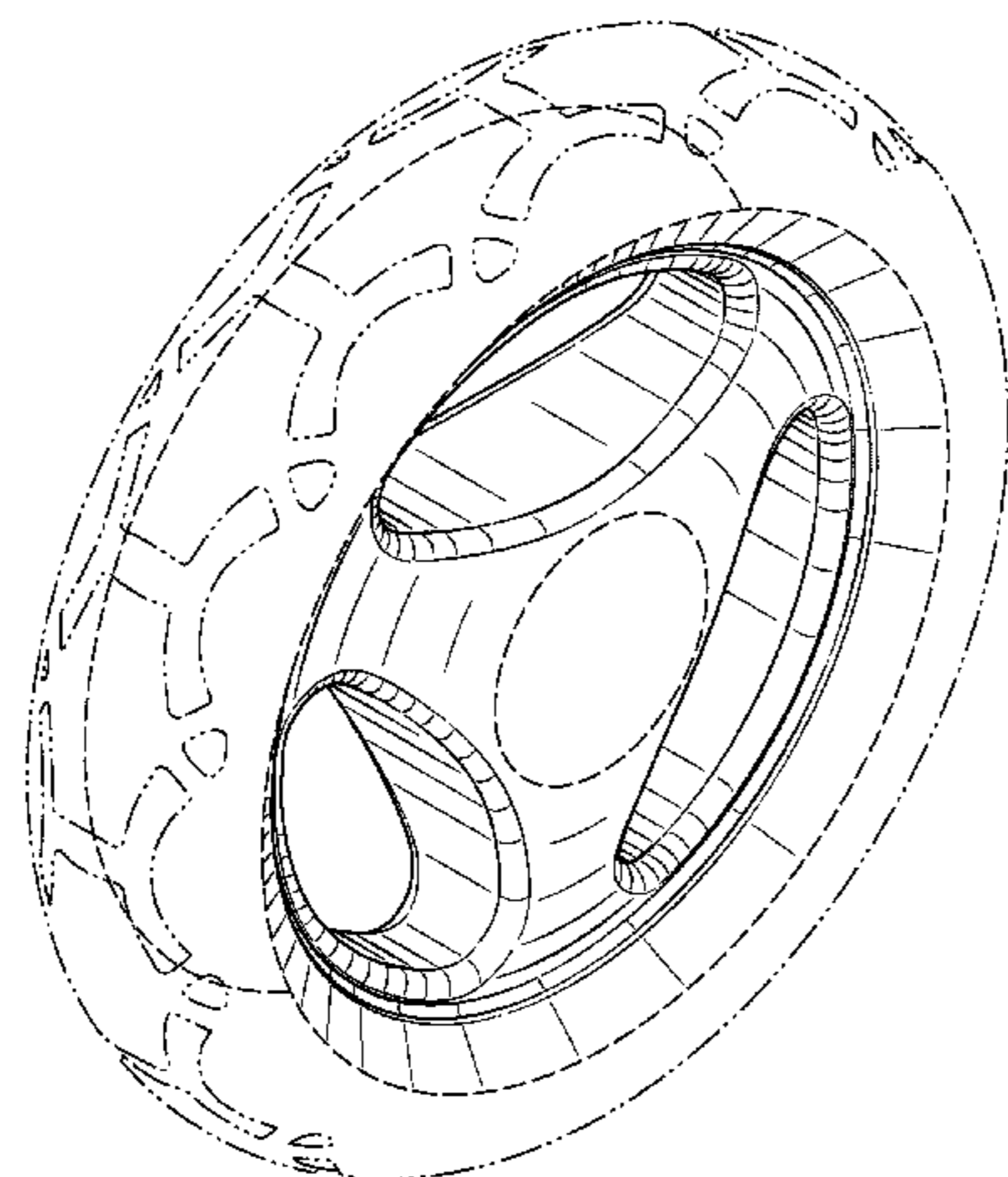
FIG. 2 is an enlarged perspective view thereof;

FIG. 3 is an enlarged front view thereof, it being understood that the rear view is a mirror image thereof; and,

FIG. 4 is a cross-sectional view thereof taken along line 4-4 of FIG. 3.

The dashed lines at the center and along the perimeter of the wheel for a trike, bike, scooter or the like represent the bounds of the claimed design while the phantom lines are directed to environment and are for illustrative purposes only. The dashed lines and phantom lines form no part of the claimed design. Additionally, the unshown portion of the wheel for a trike, bike, scooter or the like forms no part of the claimed design.

**1 Claim, 4 Drawing Sheets**



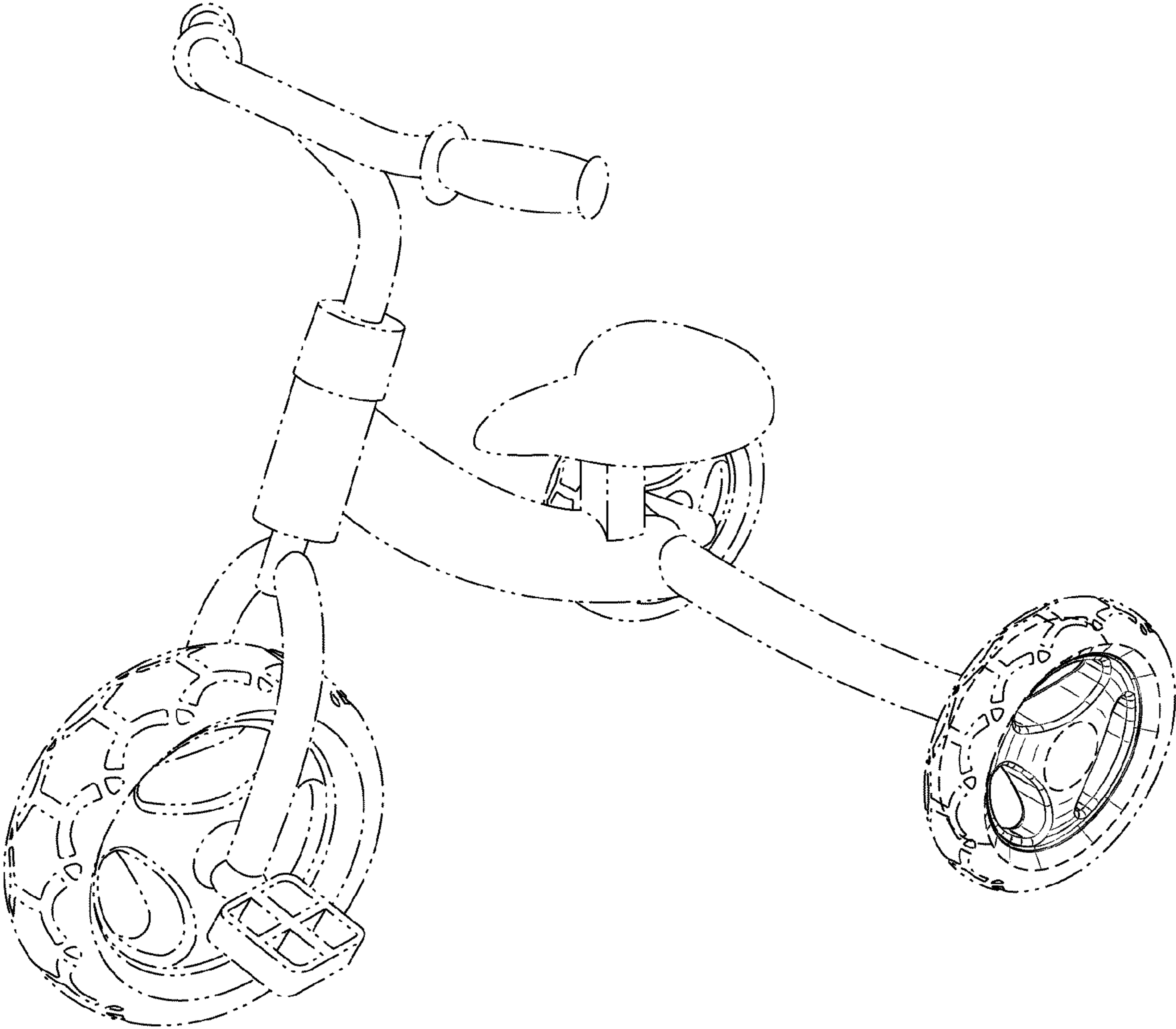


FIG. 1

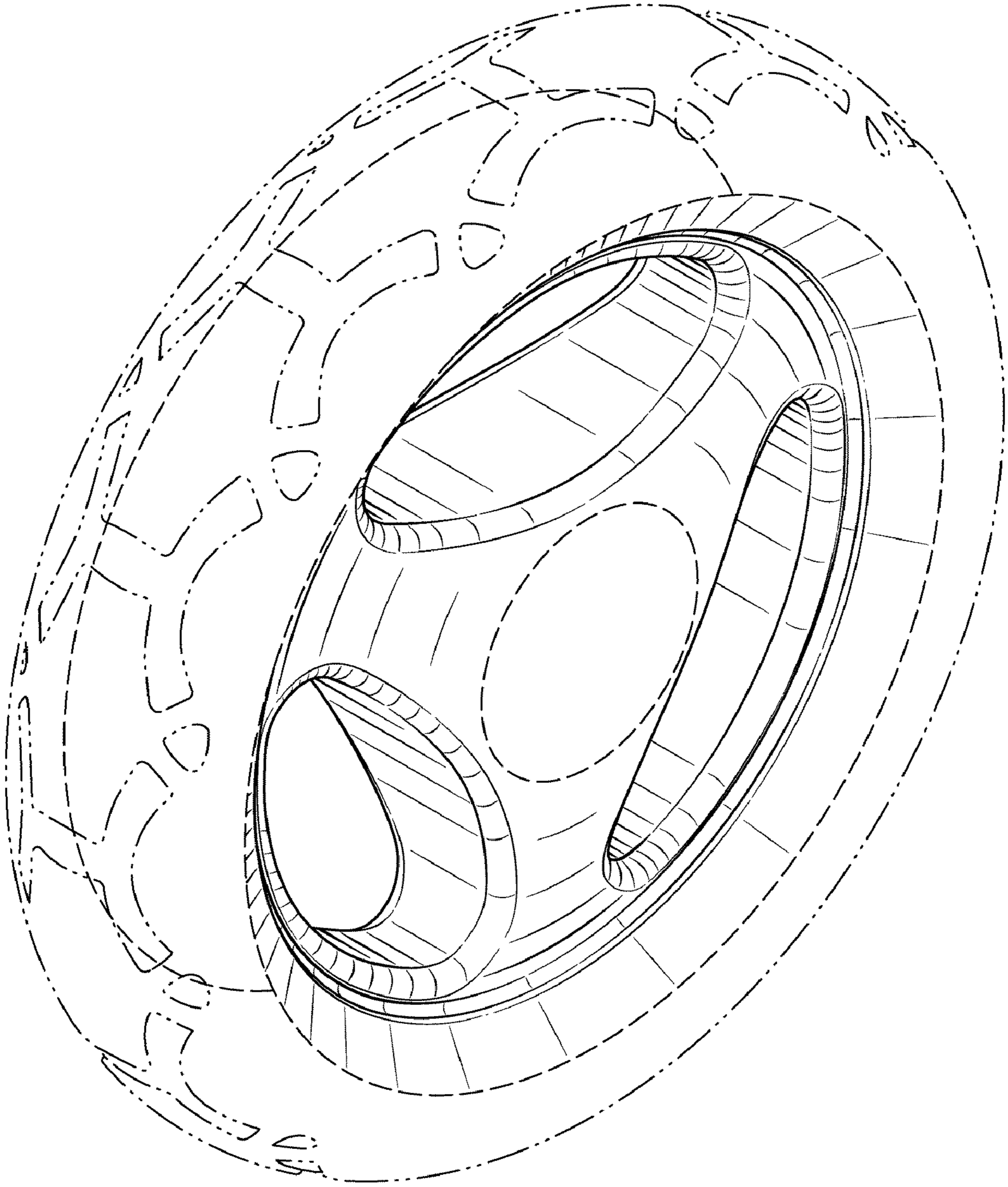


FIG. 2

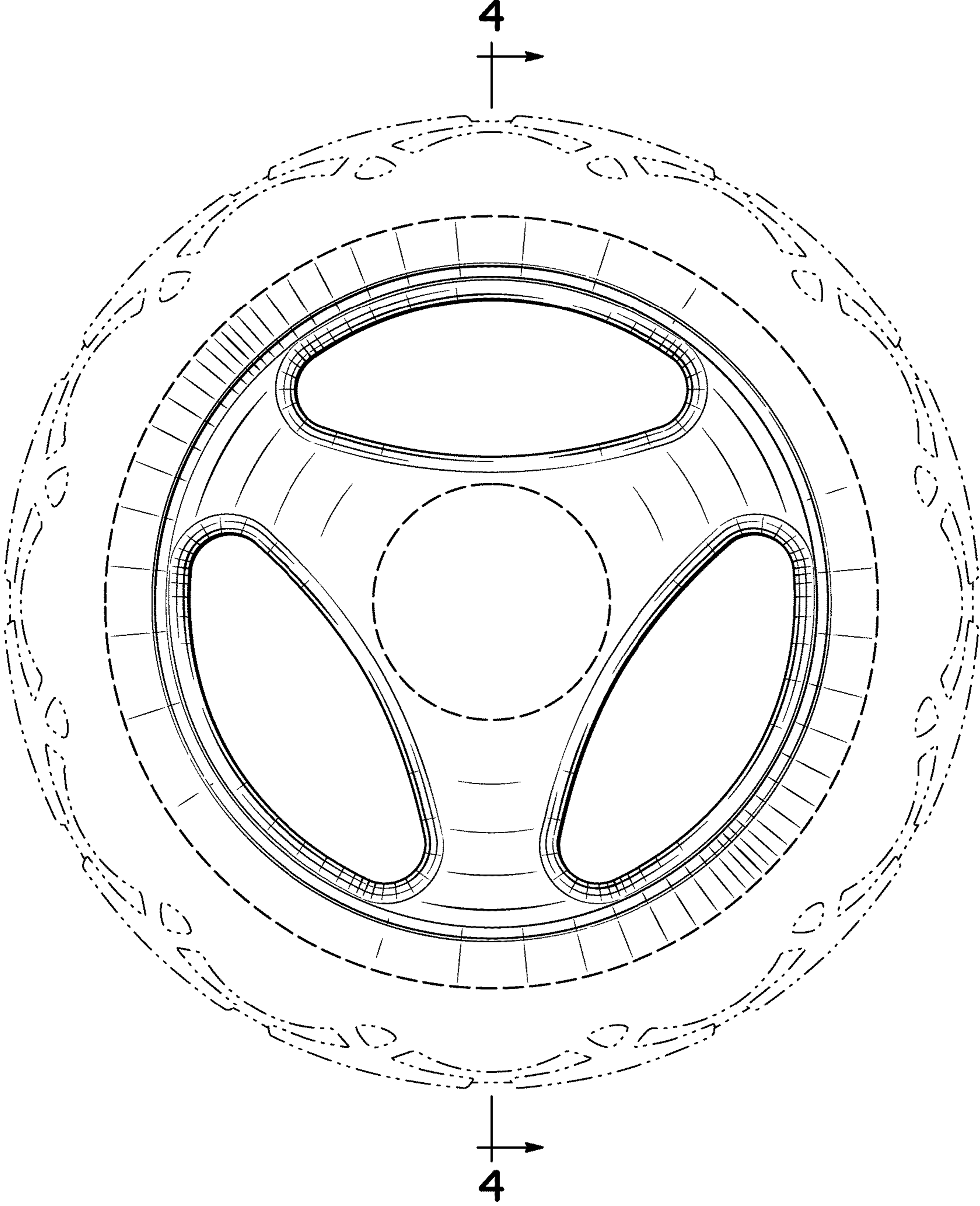


FIG. 3




FIG. 4