



US00D649913S

(12) **United States Design Patent**
Tsukui et al.

(10) **Patent No.:** **US D649,913 S**
(45) **Date of Patent:** **** Dec. 6, 2011**

(54) **MOTOR SCOOTER OR MOTOR SCOOTER
REPLICA**

D596,082 S * 7/2009 Ueno et al. D12/110
D611,390 S * 3/2010 Toriyama et al. D12/110
D636,708 S * 4/2011 Katagiri et al. D12/110

* cited by examiner

(75) Inventors: **Hiroaki Tsukui**, Saitama-ken (JP);
Masato Nagata, Saitama-ken (JP)

Primary Examiner — Susan M Lee

Assistant Examiner — Linda G. Brooks

(73) Assignee: **Honda Motor Co., Ltd.**, Tokyo (JP)

(74) *Attorney, Agent, or Firm* — Westerman, Hattori,
Daniels & Adrian, LLP

(**) Term: **14 Years**

(57) **CLAIM**

(21) Appl. No.: **29/386,945**

The ornamental design for a motor scooter or motor scooter replica, as shown and described.

(22) Filed: **Mar. 7, 2011**

DESCRIPTION

(30) **Foreign Application Priority Data**

Sep. 7, 2010 (JP) 2010-021671

(51) **LOC (9) Cl.** **12-11**

(52) **U.S. Cl.** **D12/110**

(58) **Field of Classification Search** D12/110;
180/219, 220, 225, 229

See application file for complete search history.

FIG. 1 is a perspective view from the right side of a motor scooter or motor scooter replica.

FIG. 2 is a perspective view from the right side thereof.

FIG. 3 is a perspective view from the left side thereof.

FIG. 4 is a perspective view from the left side thereof.

FIG. 5 is a front elevation view thereof.

FIG. 6 is a rear elevation view thereof.

FIG. 7 is a top plan view thereof.

FIG. 8 is a bottom plan view thereof.

FIG. 9 is a right side elevation view thereof; and,

FIG. 10 is a left side elevation view thereof.

The portions of the motor scooter shown in broken lines are for the purpose of showing environmental structure only and form no part of the claimed design.

(56) **References Cited**

U.S. PATENT DOCUMENTS

D403,277 S * 12/1998 Kokubu et al. D12/110
D470,439 S * 2/2003 Ban et al. D12/110

1 Claim, 10 Drawing Sheets

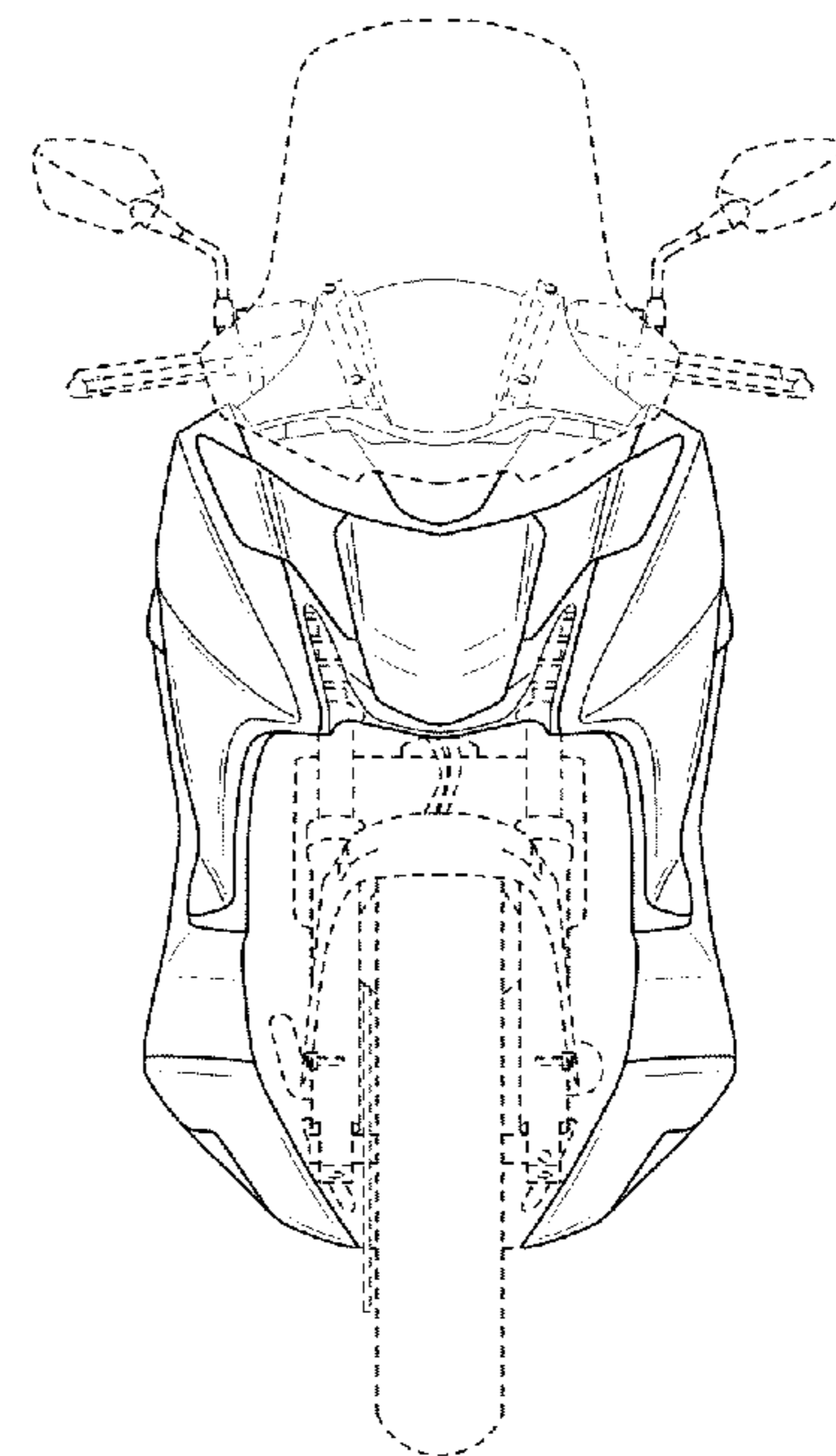



FIG. 1




FIG. 2




FIG. 3




FIG. 4




FIG. 5




FIG. 6

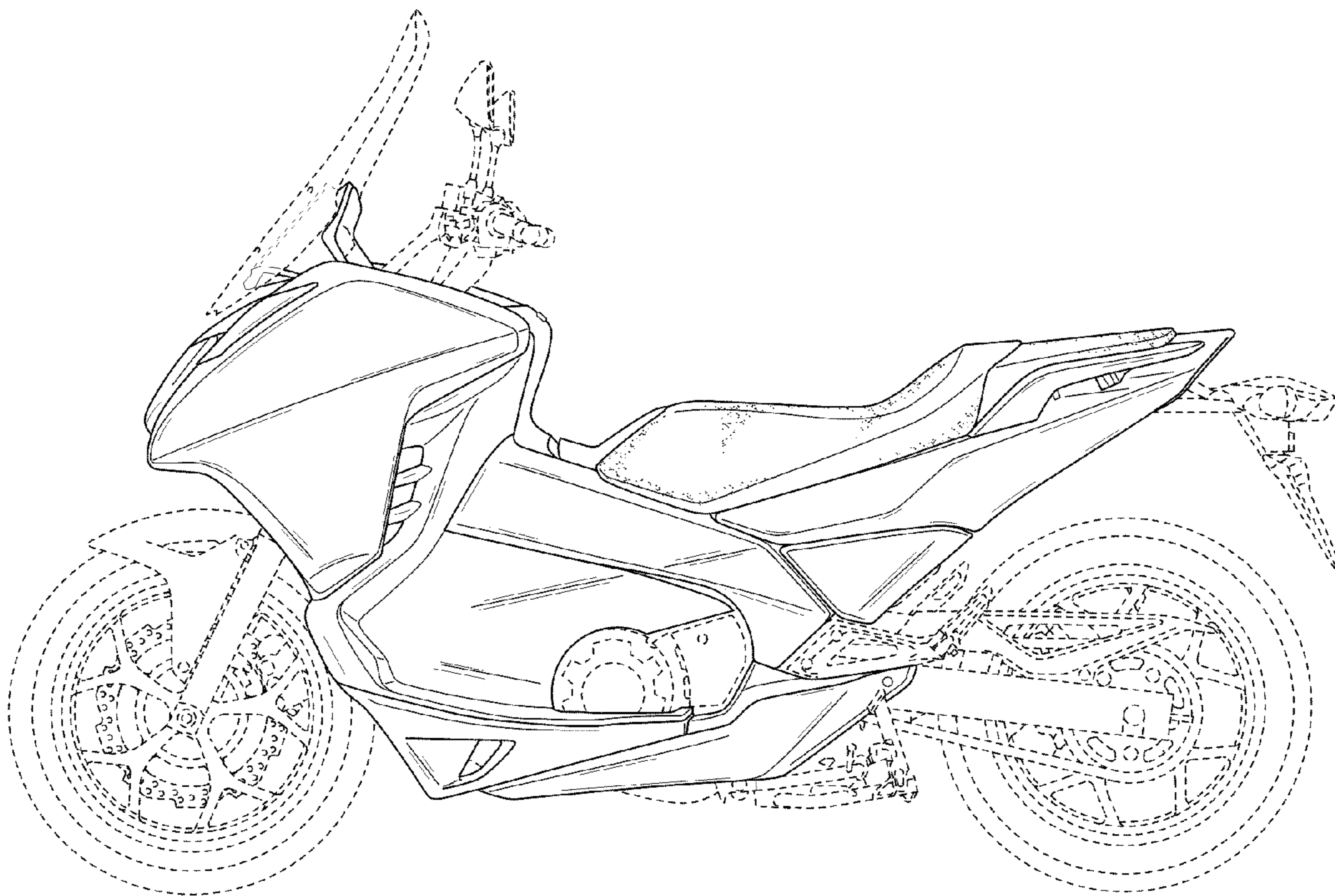


FIG. 7

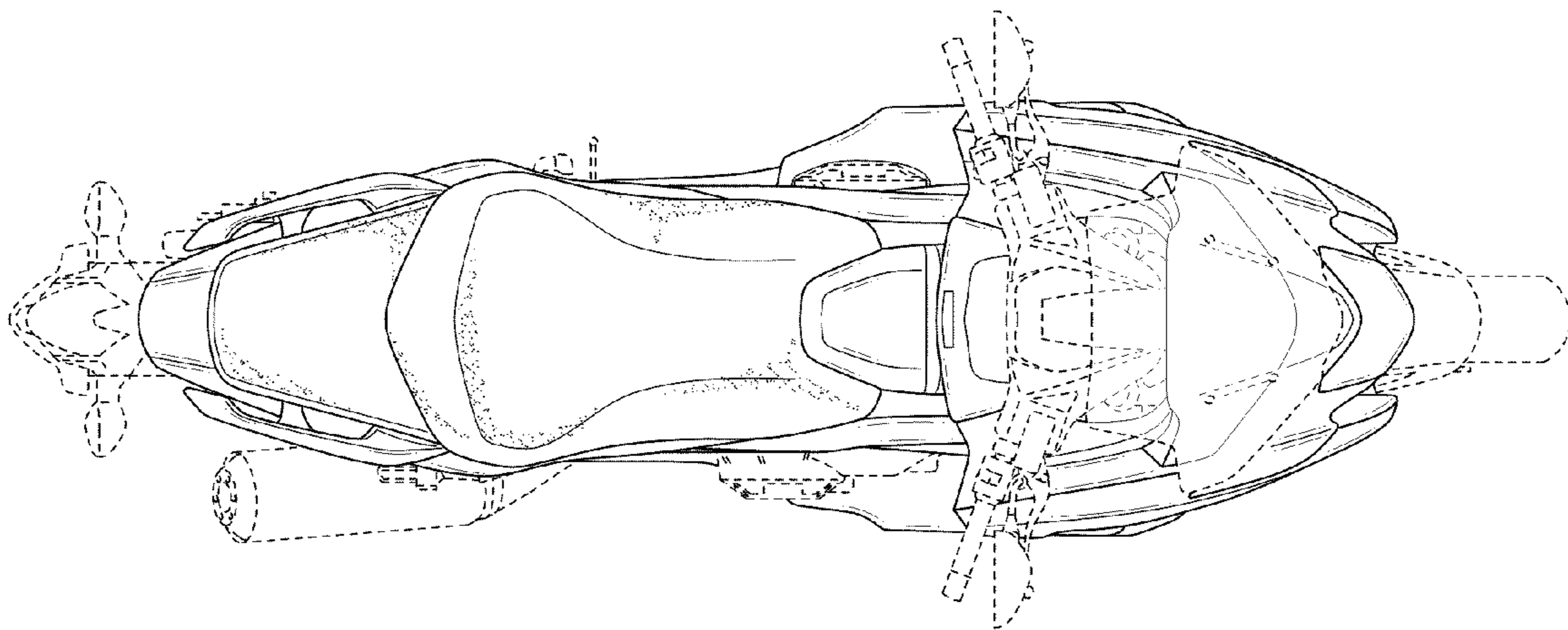


FIG. 8

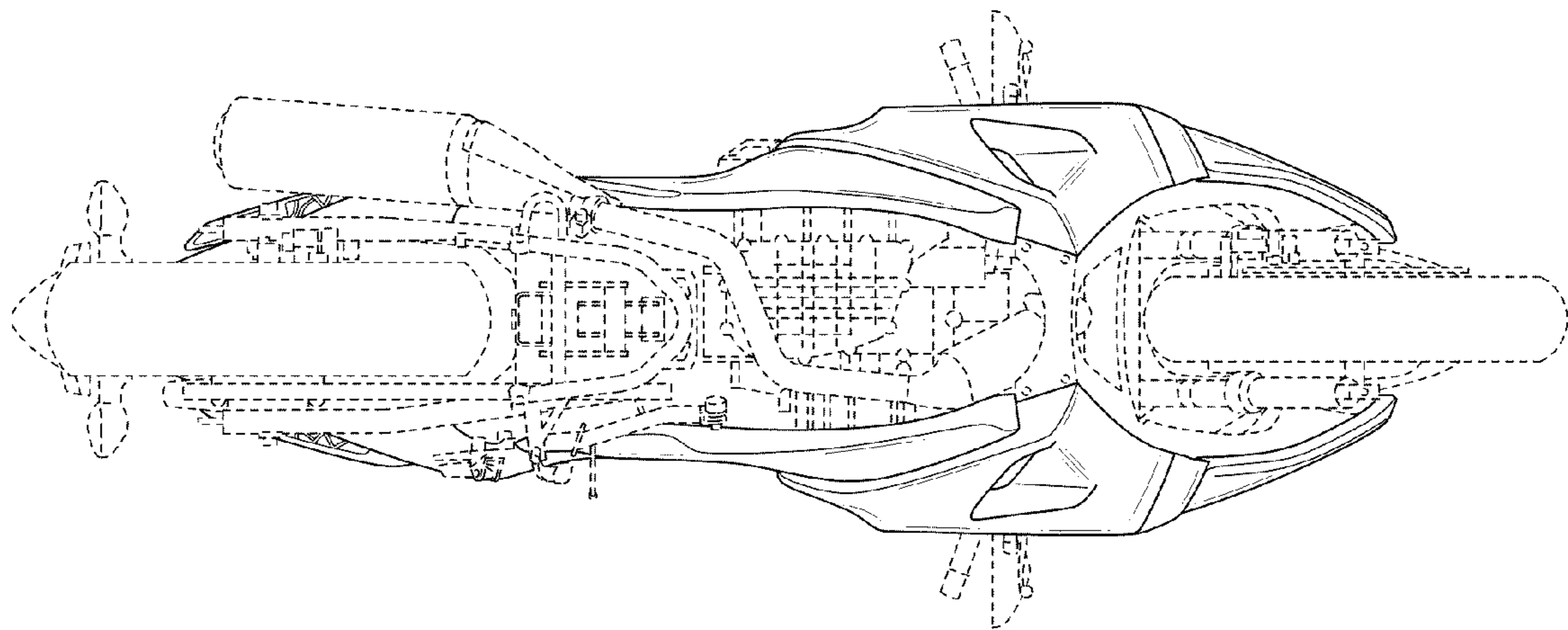


FIG. 9

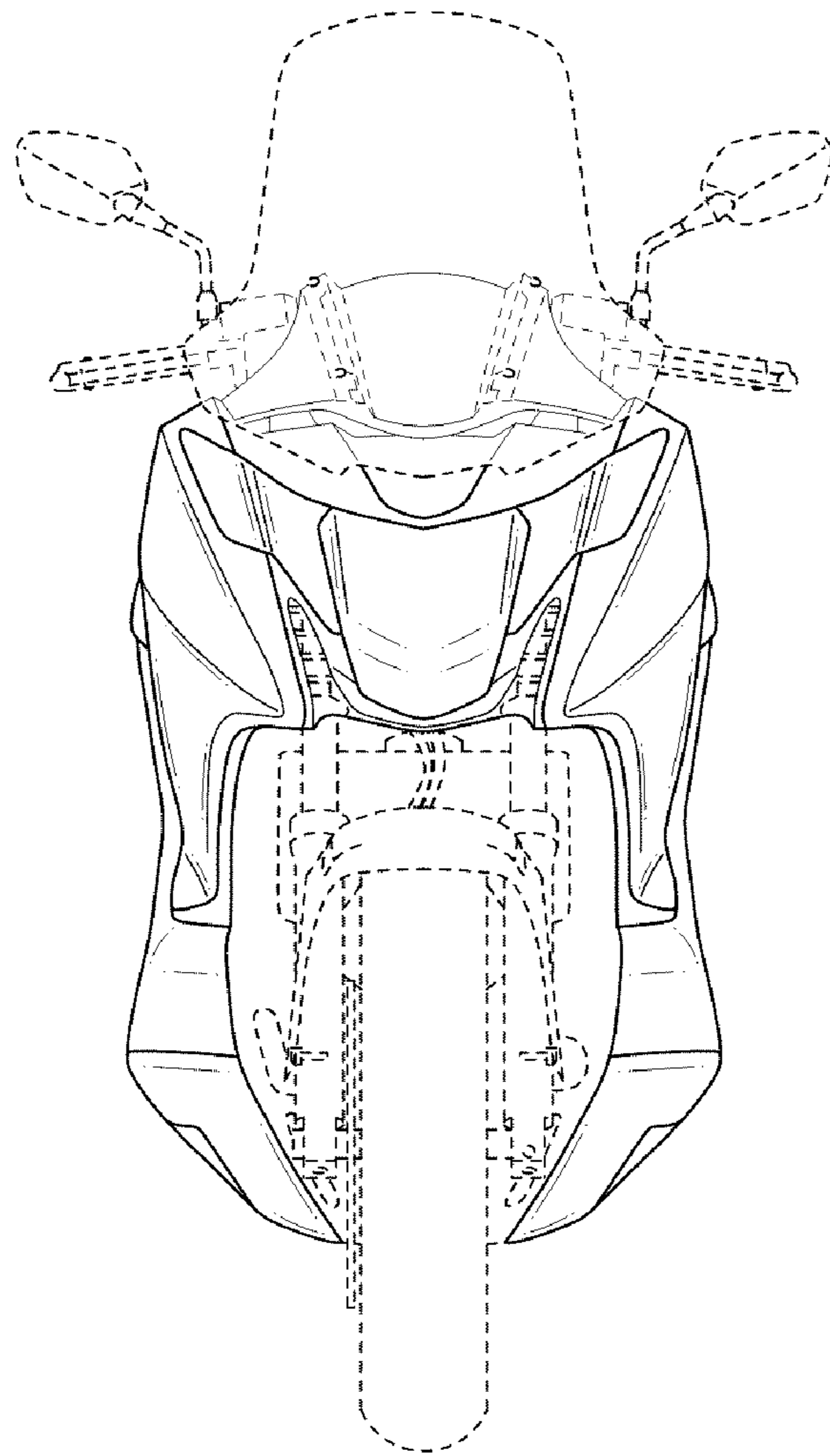


FIG. 10

