

US00D649906S

(12) **United States Design Patent**
Panopoulos

(10) **Patent No.:** **US D649,906 S**

(45) **Date of Patent:** **** Dec. 6, 2011**

(54) **GARMENT FASTENER**

(76) **Inventor:** **Georgia E. Panopoulos**, Medina, MN
(US)

(**) **Term:** **14 Years**

(21) **Appl. No.:** **29/396,187**

(22) **Filed:** **Jun. 27, 2011**

(51) **LOC (9) Cl.** **02-07**

(52) **U.S. Cl.** **D11/215**

(58) **Field of Classification Search** D11/1-2,
D11/200-201, 206-210, 214-218, 87-88,
D11/202; 24/163 R, 169-171, 173, 177-179,
24/191, 194-195, 197, 200, 614-616, 625;
240/169-171; D3/318; 280/808

See application file for complete search history.

(56) **References Cited**

U.S. PATENT DOCUMENTS

2,660,731	A	12/1953	Dunning	
D187,527	S *	3/1960	Greene	D2/624
3,639,949	A	2/1972	Beck	
4,115,906	A *	9/1978	Lavine et al.	24/72.1
5,023,978	A	6/1991	Thompson et al.	
5,033,612	A	7/1991	Bivins	
5,454,121	A	10/1995	Mellinger	
D385,415	S *	10/1997	Turbide	D3/207
D390,496	S *	2/1998	Olsen et al.	D11/87
5,913,478	A	6/1999	Ochsman	
5,933,922	A	8/1999	Ochsman	
6,519,778	B2	2/2003	Arias	
D514,474	S *	2/2006	Neri	D11/200
D567,704	S *	4/2008	Martin	D11/87
D580,819	S *	11/2008	Samuels et al.	D11/212
7,721,571	B2	5/2010	Rose et al.	
D618,587	S *	6/2010	Weldon	D11/215
7,833,085	B2	11/2010	Crouch	

OTHER PUBLICATIONS

Two pages of Tallit Clip. Silver Plated. Jerusalem.; May 12, 2011;
<http://www.jesusboat.com/products>.

One page of Bosom Button; <http://www.bosombutton.com/index.html>.

Three pages of Bosom Button; <http://www.bosombutton.com/index.html>.

* cited by examiner

Primary Examiner — Ralf Seifert

(74) *Attorney, Agent, or Firm* — Patterson Thunte Christensen Pedersen, P.A.

(57) **CLAIM**

We claim the ornamental design for garment fastener, as shown.

DESCRIPTION

FIG. 1 is perspective view of a garment fastener according to an embodiment of the invention.

FIG. 2 is a front elevational view of a garment fastener according to an embodiment of the invention.

FIG. 3 is a top plan view of a garment fastener according to an embodiment of the invention.

FIG. 4 is a back elevational view of a garment fastener according to an embodiment of the invention.

FIG. 5 is a bottom plan view of a garment fastener according to an embodiment of the invention; and,

FIG. 6 is a side elevational view of a garment fastener according to an embodiment of the invention.

The other side elevational view of the garment fastener is similar to FIG. 6.

The broken lines shown throughout the drawings are included for the purpose of illustrating environmental matter and form no part of the claimed design.

1 Claim, 3 Drawing Sheets

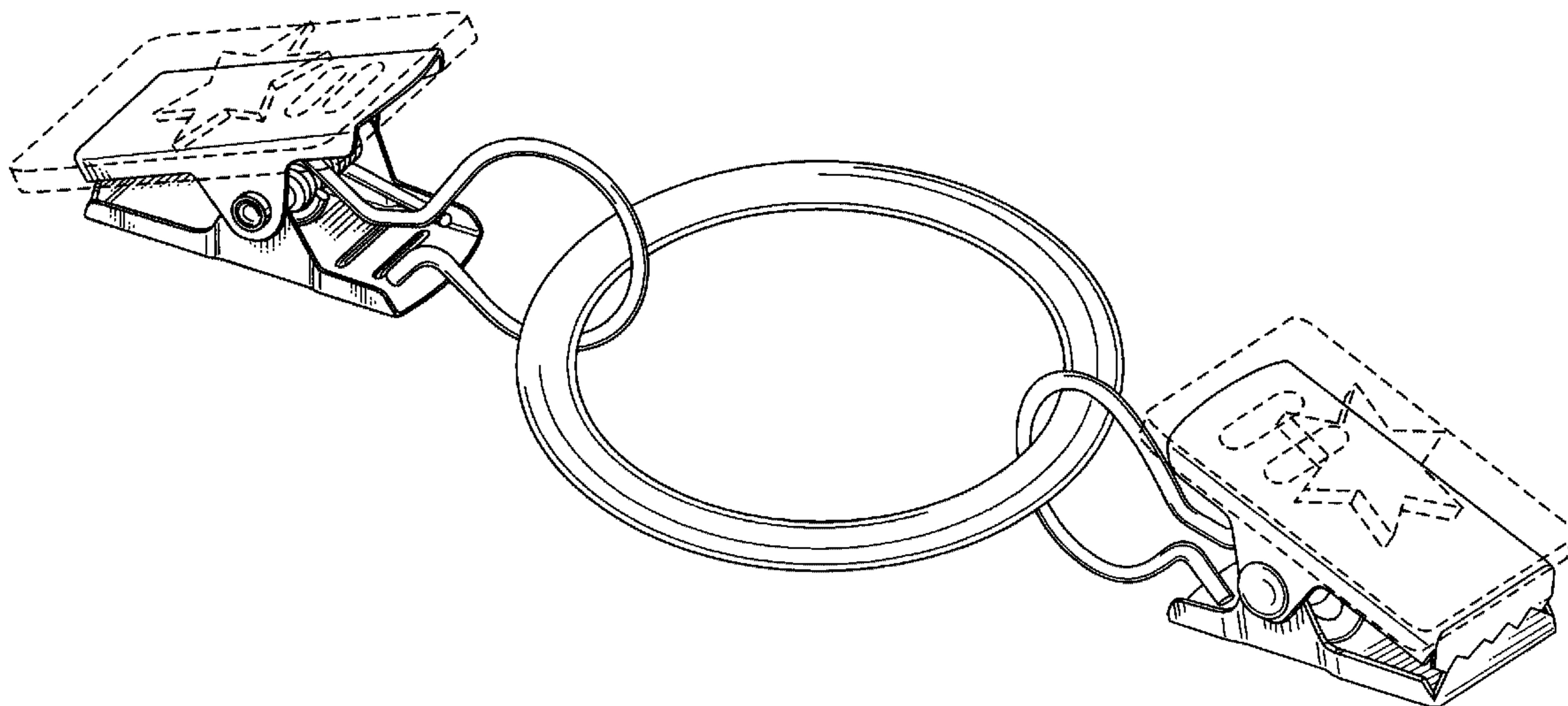


Fig. 1

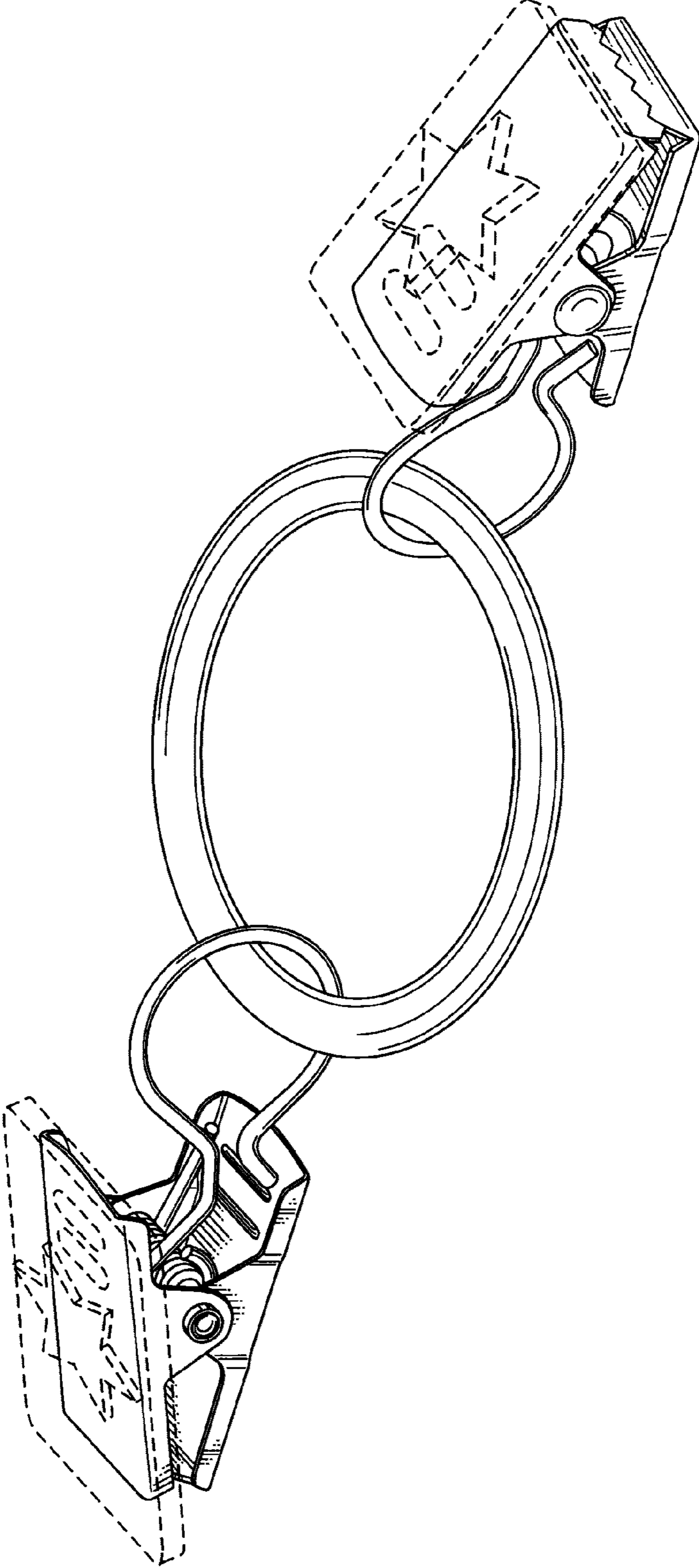


Fig. 2

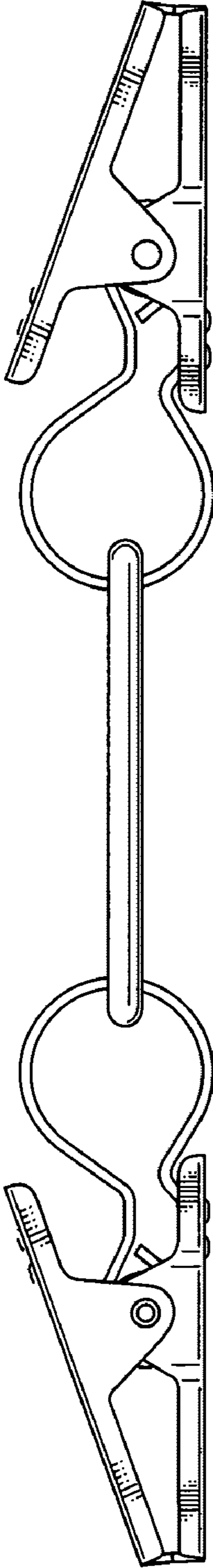


Fig. 3

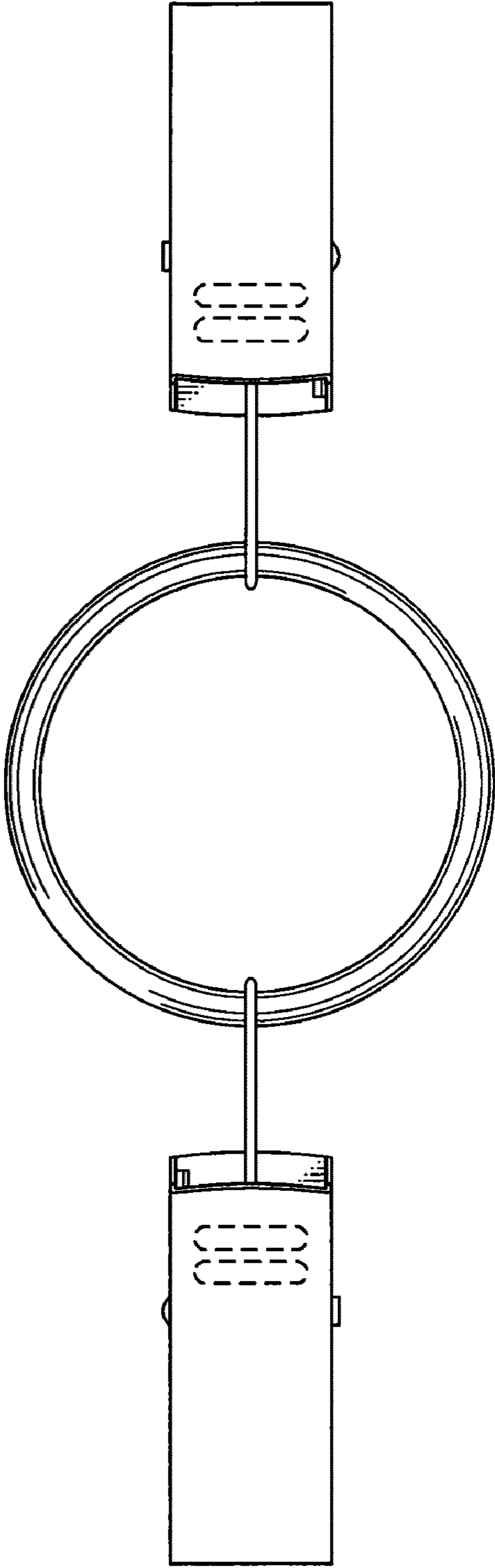


Fig. 4

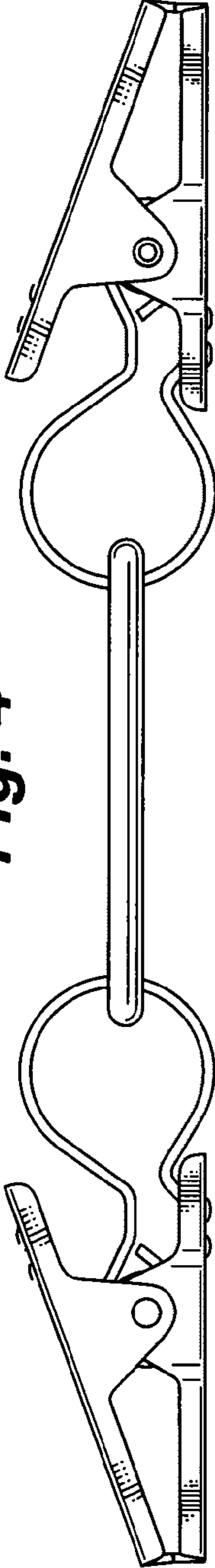


Fig. 5

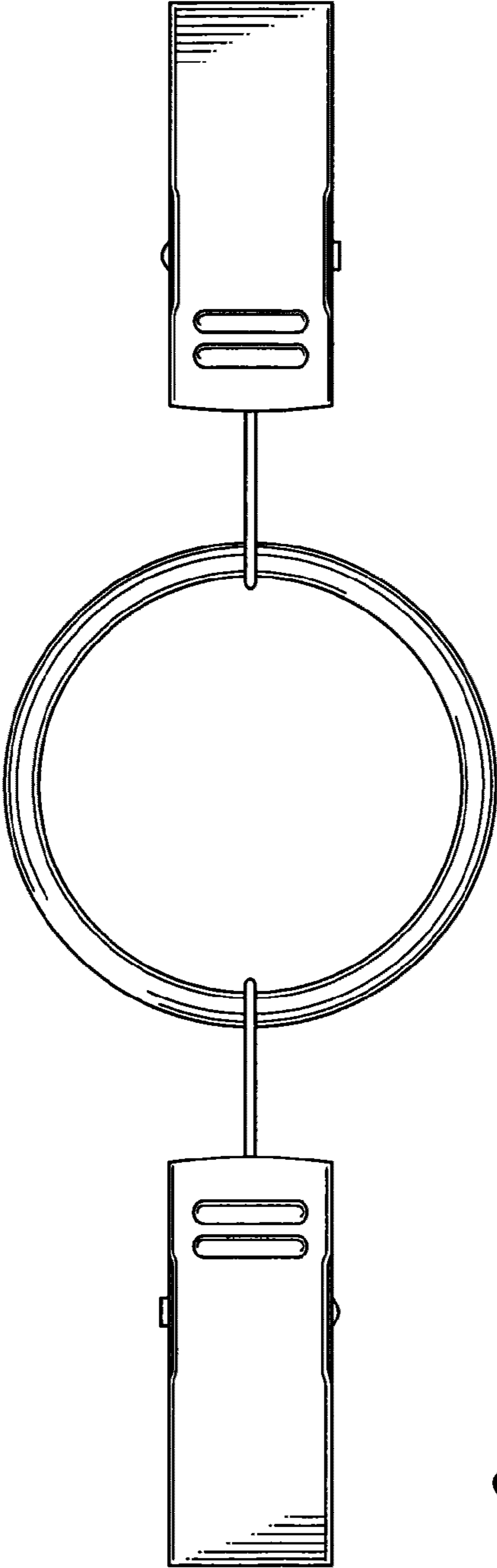


Fig. 6

