



US00D649889S

(12) **United States Design Patent**  
**Giannini**

(10) **Patent No.:** **US D649,889 S**

(45) **Date of Patent:** **\*\* Dec. 6, 2011**

(54) **WRISTWATCH**

(75) **Inventor:** **Frida Giannini**, Florence (IT)

(73) **Assignee:** **Luxury Timepieces International SA**,  
Cortailod (CH)

(\*\*) **Term:** **14 Years**

(21) **Appl. No.:** **29/393,399**

(22) **Filed:** **Jun. 3, 2011**

(30) **Foreign Application Priority Data**

Dec. 17, 2010 (CH) ..... 137527

(51) **LOC (9) Cl.** ..... **10-02**

(52) **U.S. Cl.** ..... **D10/32**

(58) **Field of Classification Search** ..... D10/30-39,  
D10/122-132; 368/276, 281, 282, 285, 80,  
368/223, 228, 232; D11/3, 12

See application file for complete search history.

(56) **References Cited**

**U.S. PATENT DOCUMENTS**

D195,421 S *	6/1963	Huguenin	.....	D10/39
D236,592 S *	9/1975	Portmann	.....	D10/32
D241,630 S *	9/1976	Burke	.....	D10/32
D413,273 S *	8/1999	Hartzband	.....	D10/32
D416,815 S *	11/1999	Hartzband	.....	D10/32
D443,844 S *	6/2001	Versace	.....	D11/3
D497,111 S *	10/2004	Modolo	.....	D10/32
D510,282 S *	10/2005	Modolo	.....	D10/32
D519,854 S *	5/2006	Modolo	.....	D10/32

D525,537 S *	7/2006	Monachon	.....	D10/32
D568,178 S *	5/2008	Giannini	.....	D10/32
D572,608 S *	7/2008	Behling	.....	D10/32
D574,733 S *	8/2008	Blair	.....	D10/32
D577,297 S *	9/2008	Lalo	.....	D10/32
D578,904 S *	10/2008	Calvani	.....	D10/39
D580,795 S *	11/2008	Lalo	.....	D10/32
D621,284 S *	8/2010	Cerrato	.....	D10/38
D628,908 S *	12/2010	Giannini	.....	D10/32
D628,911 S *	12/2010	Giannini	.....	D10/32
D632,592 S *	2/2011	Actis-Datta	.....	D10/32
D634,653 S *	3/2011	Laucella	.....	D10/39
D640,144 S *	6/2011	Tonohori	.....	D10/32
D640,145 S *	6/2011	Goto	.....	D10/32

\* cited by examiner

*Primary Examiner* — Lucy Lieberman

(74) *Attorney, Agent, or Firm* — Oblon, Spivak,  
McClelland, Maier & Neustadt, L.L.P.

(57) **CLAIM**

The ornamental design for a wristwatch, as shown and described.

**DESCRIPTION**

FIG. 1 is a front and right side perspective view of a wristwatch;

FIG. 2 is a front elevational view thereof;

FIG. 3 is a rear elevational view thereof;

FIG. 4 is a left side elevational view thereof;

FIG. 5 is a right side elevational view thereof

FIG. 6 is a top plan view thereof; and,

FIG. 7 is a bottom plan view thereof.

**1 Claim, 3 Drawing Sheets**





FIG. 1




FIG. 2

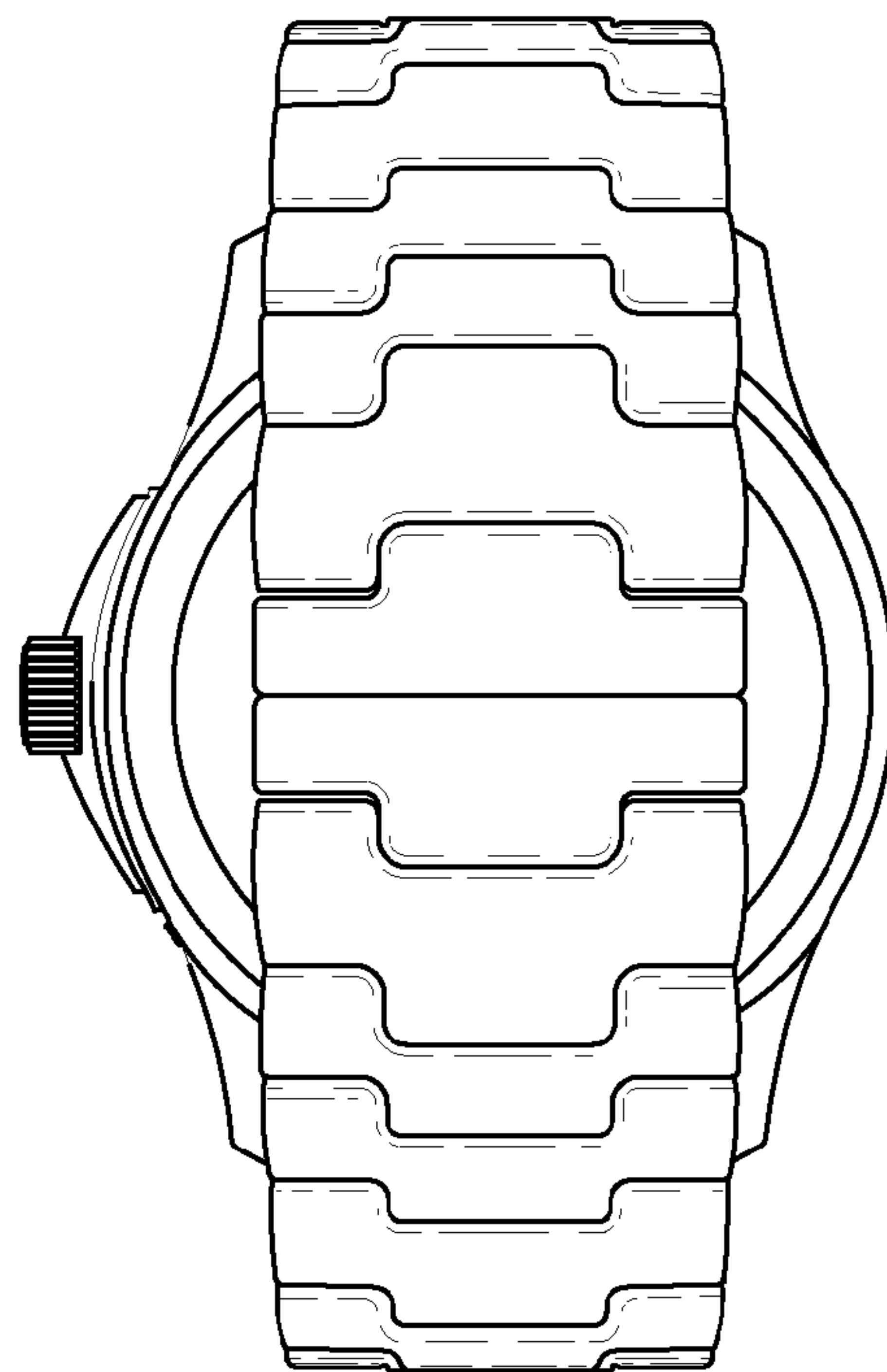
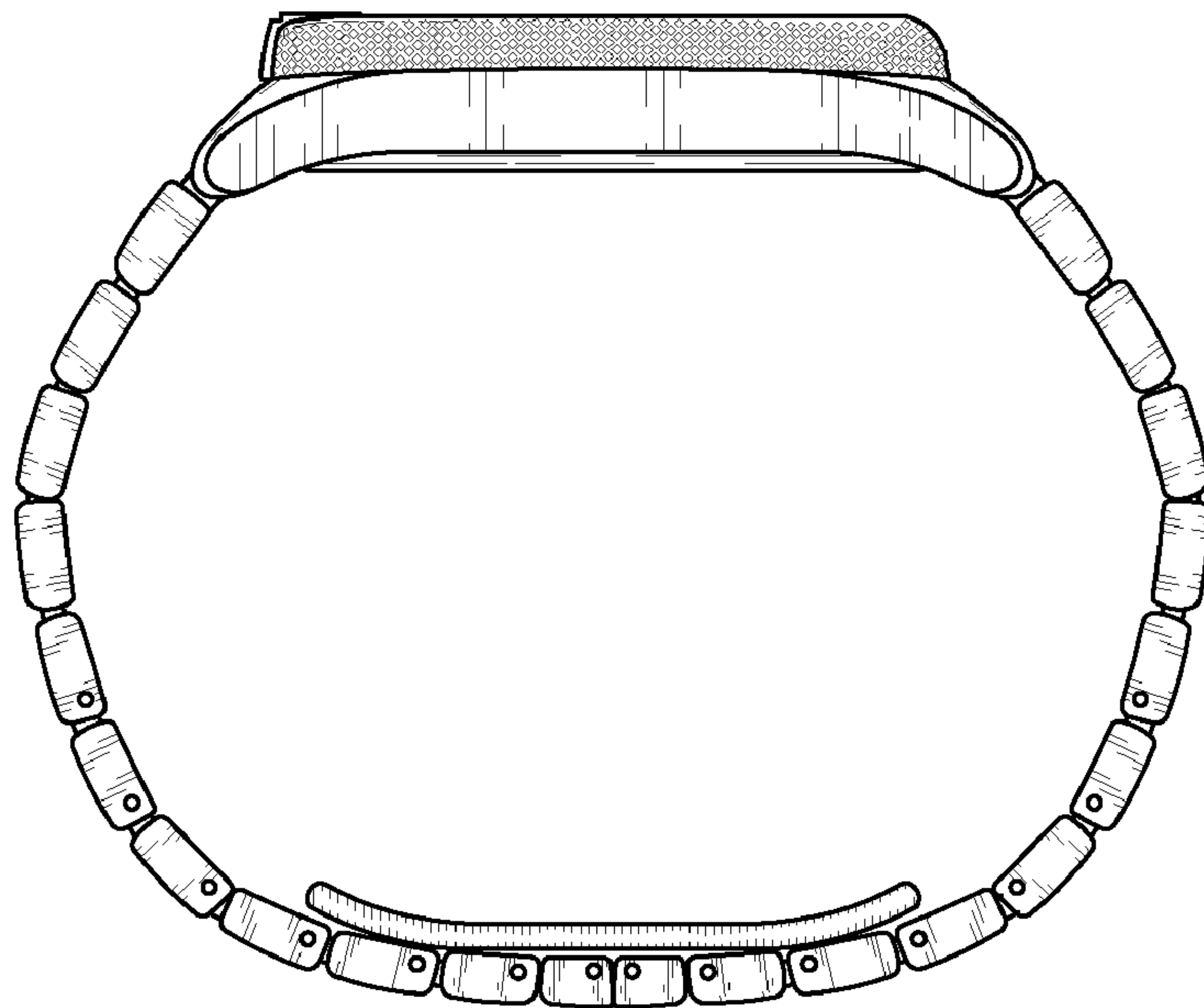
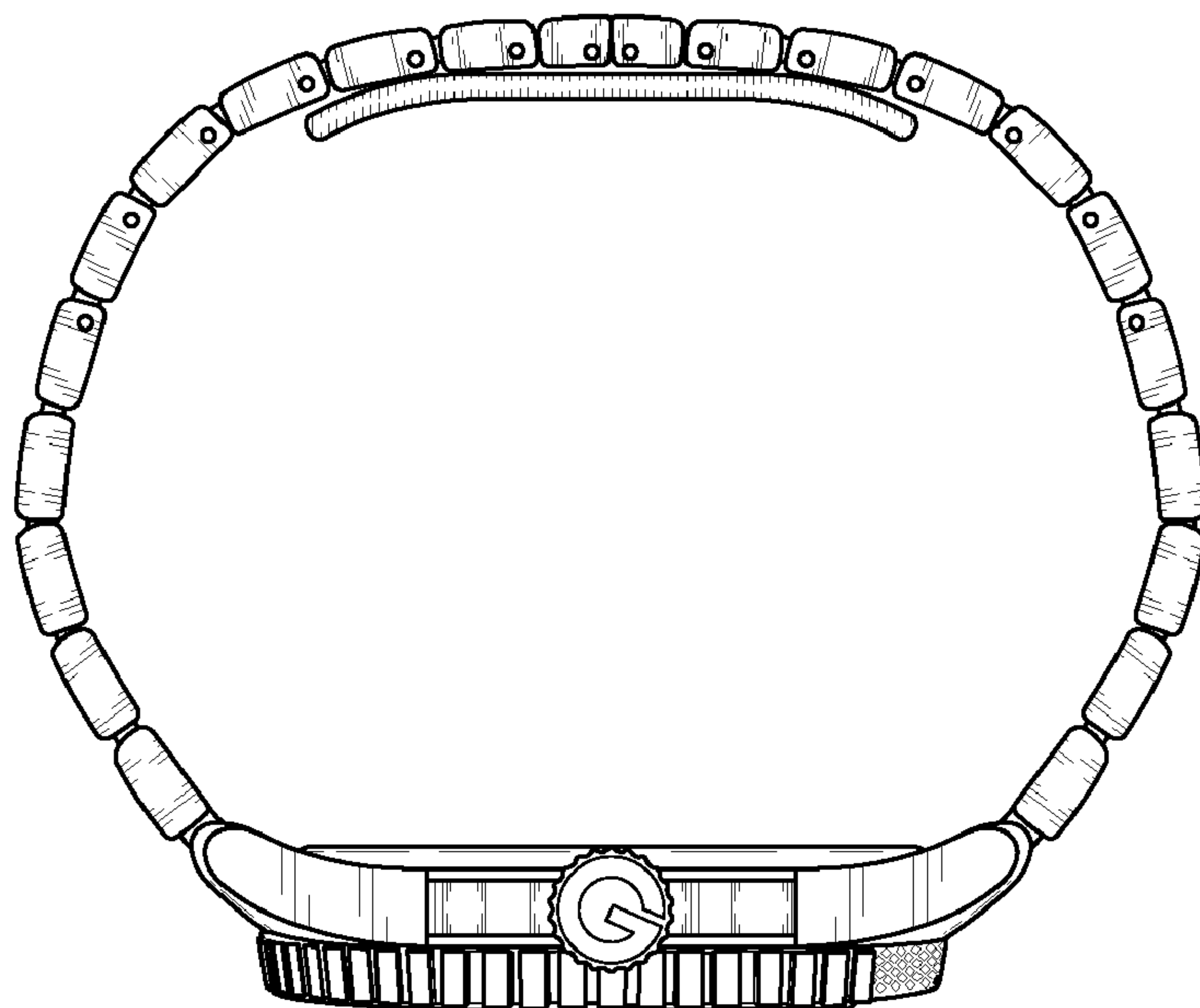


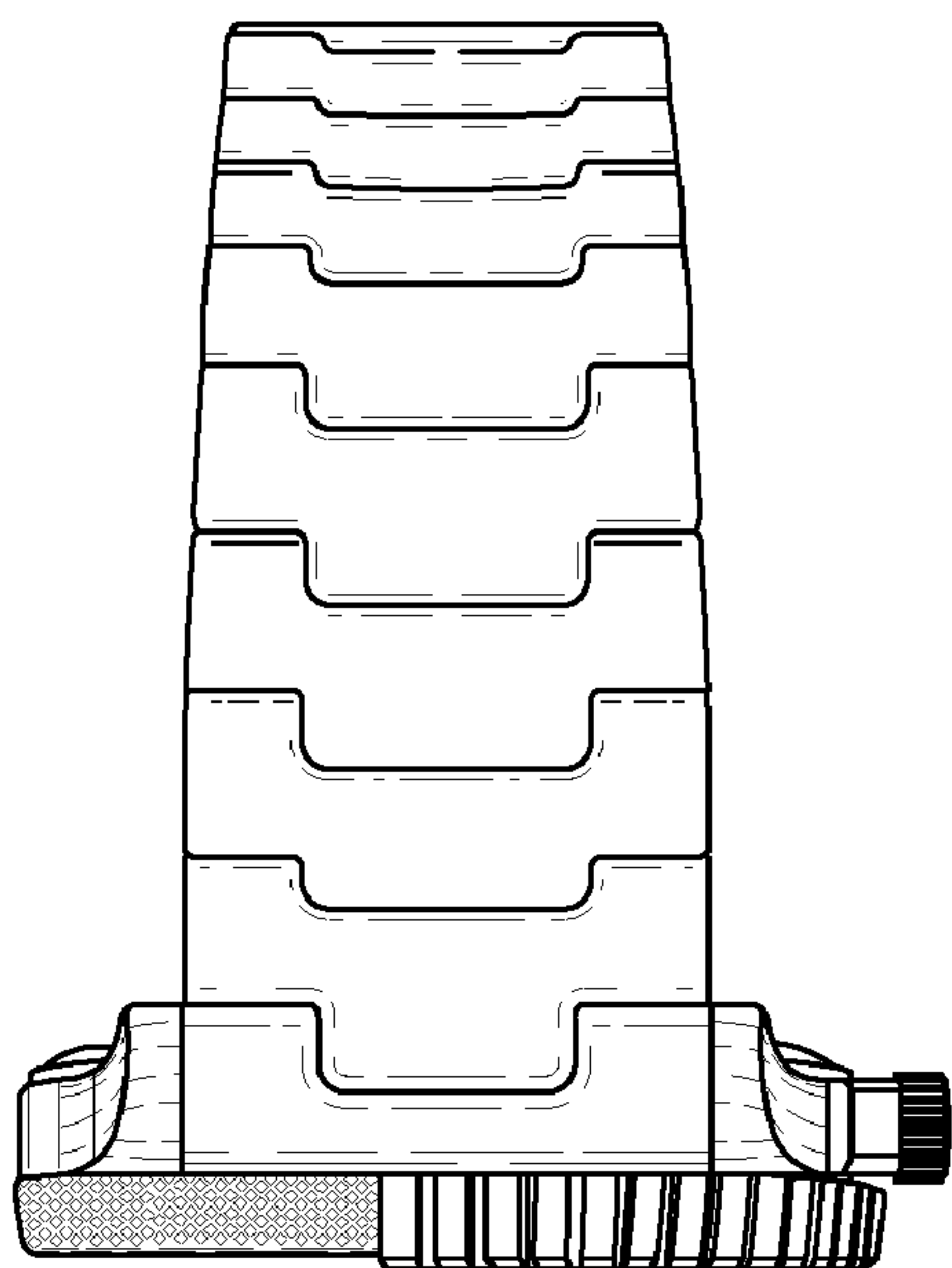
FIG. 3



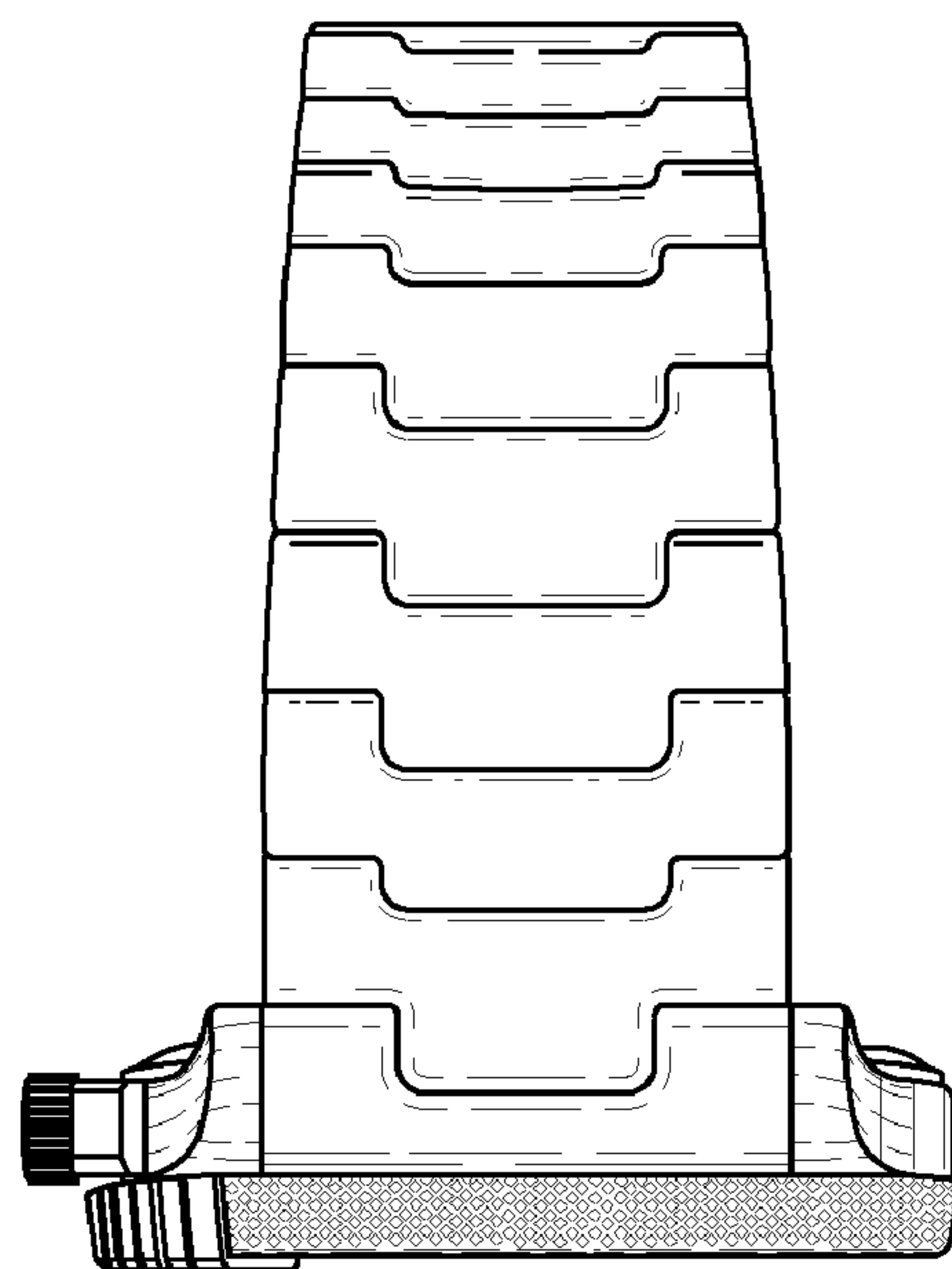
*FIG. 4*



*FIG. 5*



*FIG. 6*



*FIG. 7*