



US00D649888S

(12) **United States Design Patent**
Jamin

(10) **Patent No.:** **US D649,888 S**

(45) **Date of Patent:** **** Dec. 6, 2011**

(54) **WATCH**

(75) **Inventor:** **Mathieu Jamin, Paris (FR)**

(73) **Assignee:** **Christian Dior Couture, S.A., Paris (FR)**

(**) **Term:** **14 Years**

(21) **Appl. No.:** **29/383,772**

(22) **Filed:** **Jan. 21, 2011**

(30) **Foreign Application Priority Data**

Jul. 28, 2010 (WO) DM/074 395

(51) **LOC (9) Cl.** **10-02**

(52) **U.S. Cl.** **D10/32**

(58) **Field of Classification Search** D10/30-39,
D10/122-132; 368/276, 281, 282, 294, 295,
368/80, 228, 232, 223; D11/3, 12
See application file for complete search history.

(56) **References Cited**

U.S. PATENT DOCUMENTS

D102,765 S *	1/1937	Ritter	D11/12
D102,766 S *	1/1937	Ritter	D11/12
D145,775 S *	10/1946	Carter	D11/12
D156,650 S *	12/1949	Pearce	D11/12
D159,079 S *	6/1950	Kunzmann	D11/12
D179,372 S *	12/1956	Bauer	D10/39
D182,694 S *	4/1958	Sparks	D10/39
D186,180 S *	9/1959	Diamond	D10/39
D353,108 S *	12/1994	Rabassa	D10/32
D358,776 S *	5/1995	Pandel	D10/30
D365,526 S *	12/1995	Gardner	D10/39
D399,447 S *	10/1998	Pandel	D10/128

D432,439 S *	10/2000	Lassigne	D10/32
D502,878 S *	3/2005	Bernheim	D10/32
D517,432 S *	3/2006	Laucella	D10/39
7,137,732 B2 *	11/2006	Takeda	368/295
D538,182 S *	3/2007	Lalo	D10/32
D551,095 S *	9/2007	Monachon	D10/32
D554,538 S *	11/2007	Galliano	D10/32
D554,539 S *	11/2007	Galliano	D10/32
D578,023 S *	10/2008	Rochat	D10/32
D580,794 S *	11/2008	Takahashi	D10/32
D589,378 S *	3/2009	Takahashi et al.	D10/32
D608,223 S *	1/2010	Salanitro	D10/38
D615,882 S *	5/2010	Laucella	D10/39
D627,243 S *	11/2010	Deleskiewicz et al.	D10/39
D632,592 S *	2/2011	Actis-Datta	D10/32

* cited by examiner

Primary Examiner — Lucy Lieberman

(74) *Attorney, Agent, or Firm* — Philip H. Gottfried; Amster, Rothstein & Ebenstein LLP

(57) **CLAIM**

The ornamental design for a watch, substantially as shown and described.

DESCRIPTION

FIG. 1 is a top perspective view of a watch showing my new design;
FIG. 2 is a bottom perspective view thereof;
FIG. 3 is a left side view thereof;
FIG. 4 is a right side view thereof;
FIG. 5 is a front view thereof;
FIG. 6 is a rear view thereof;
FIG. 7 is a top view thereof; and,
FIG. 8 is a bottom view thereof.

1 Claim, 7 Drawing Sheets






FIG. 1

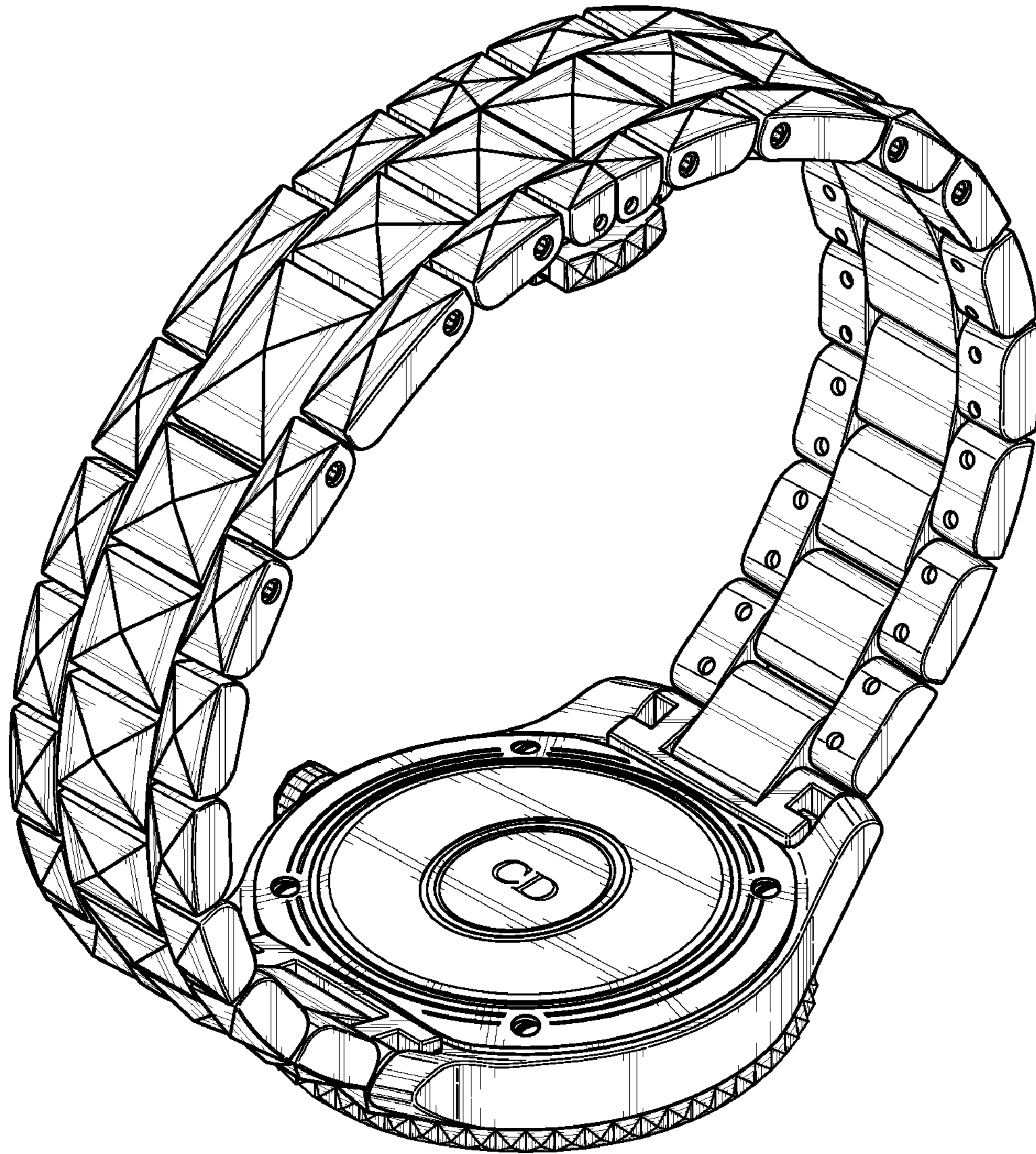


FIG. 2

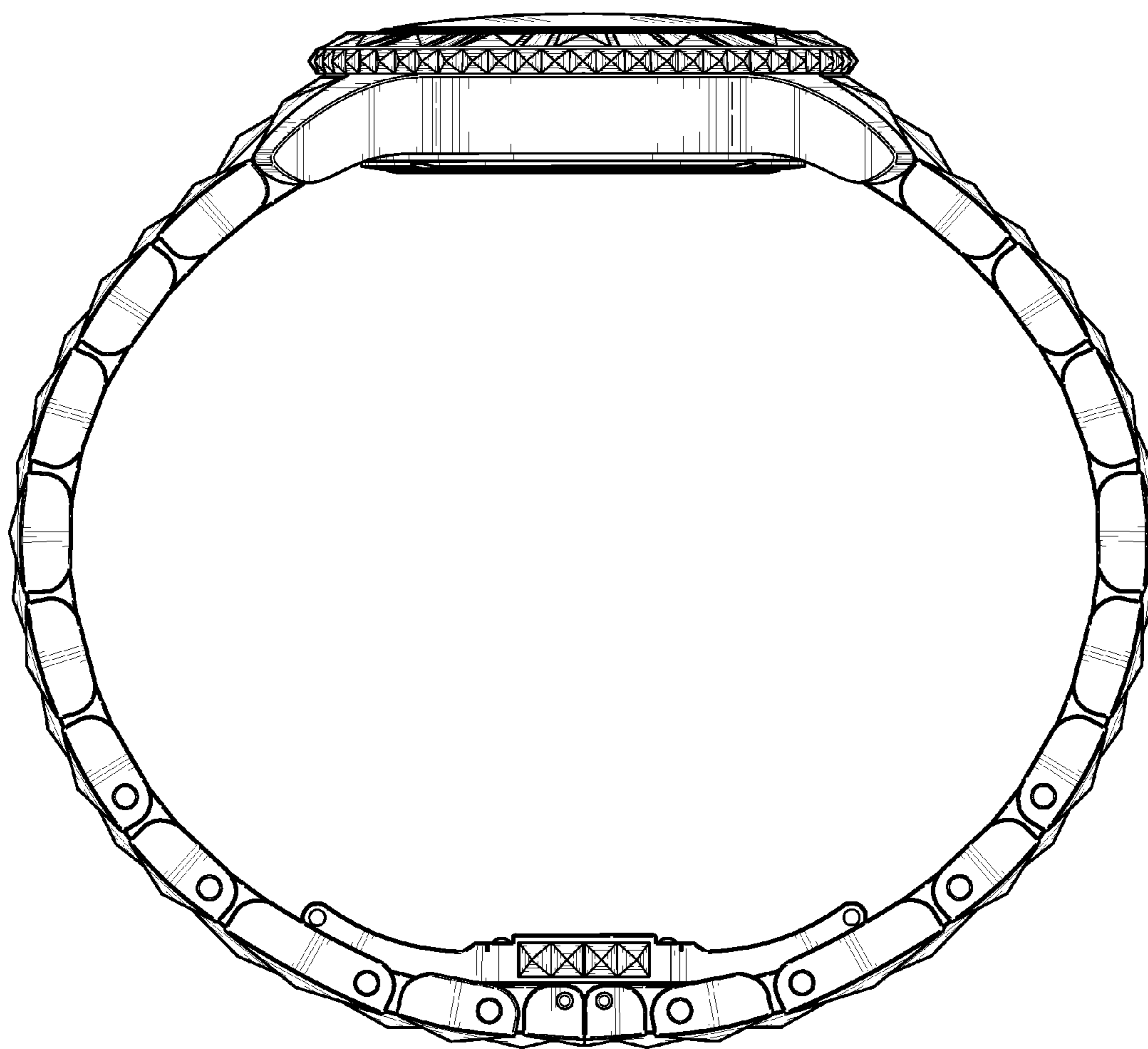


FIG. 3

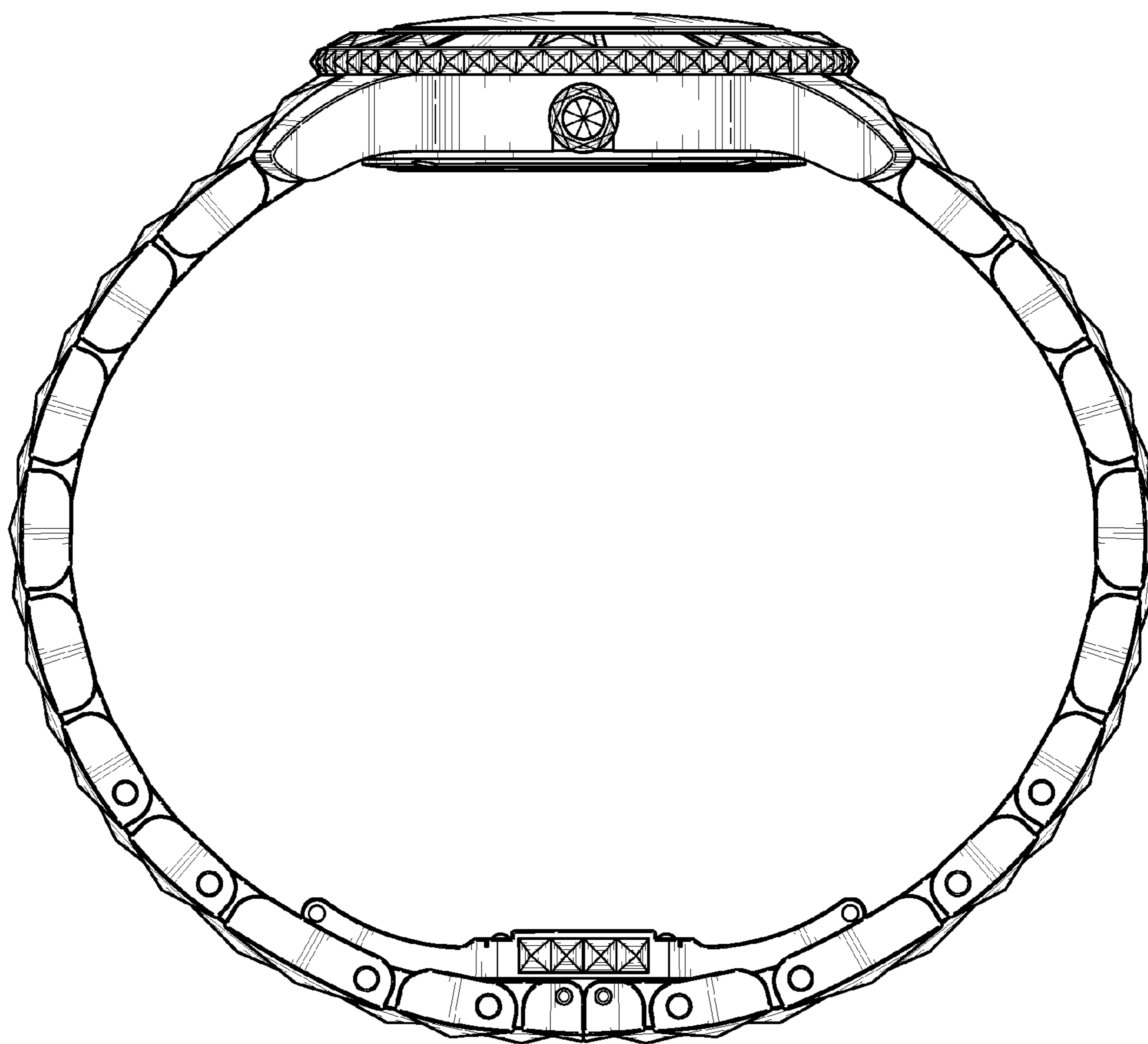


FIG. 4

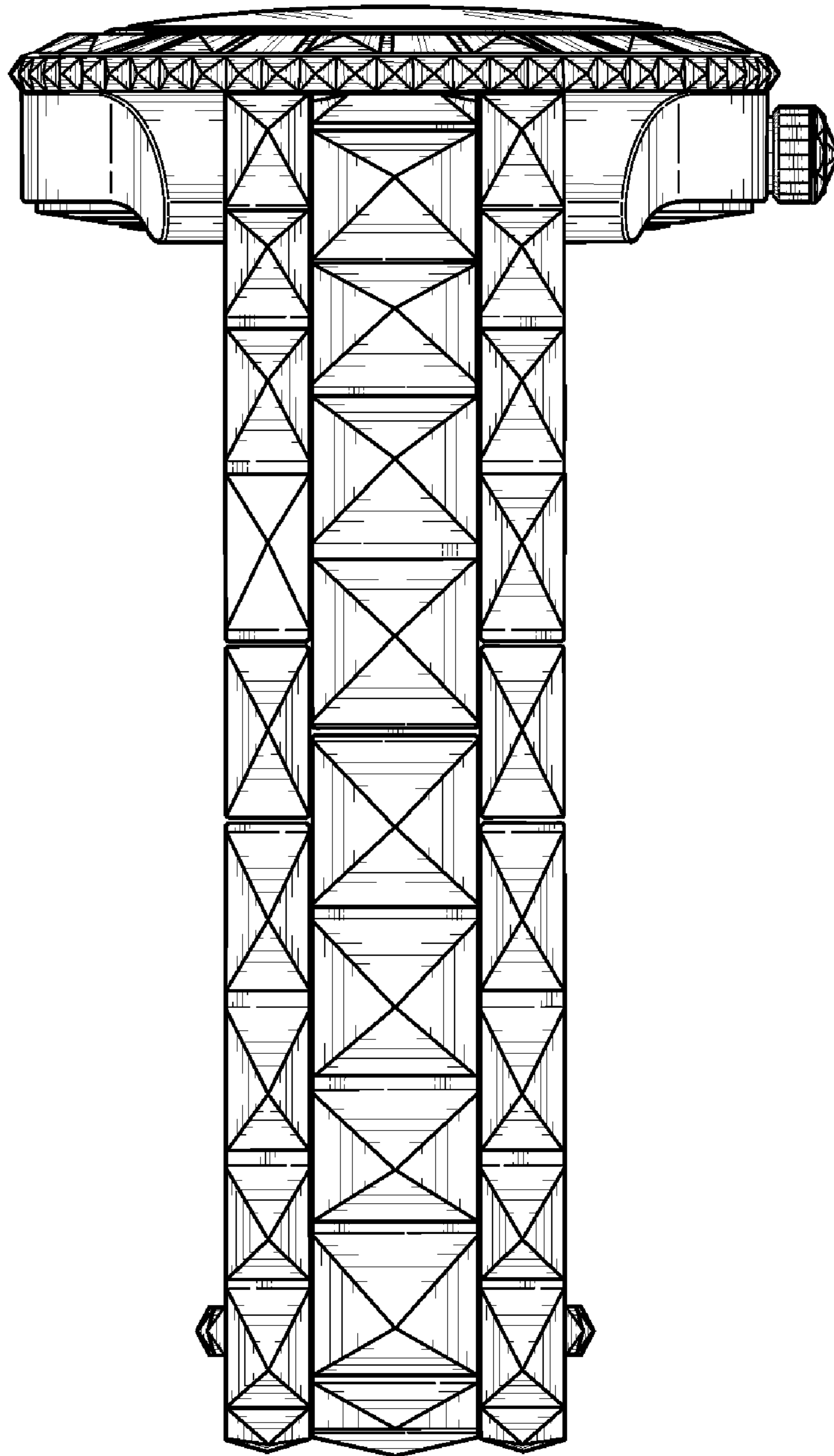


FIG. 5

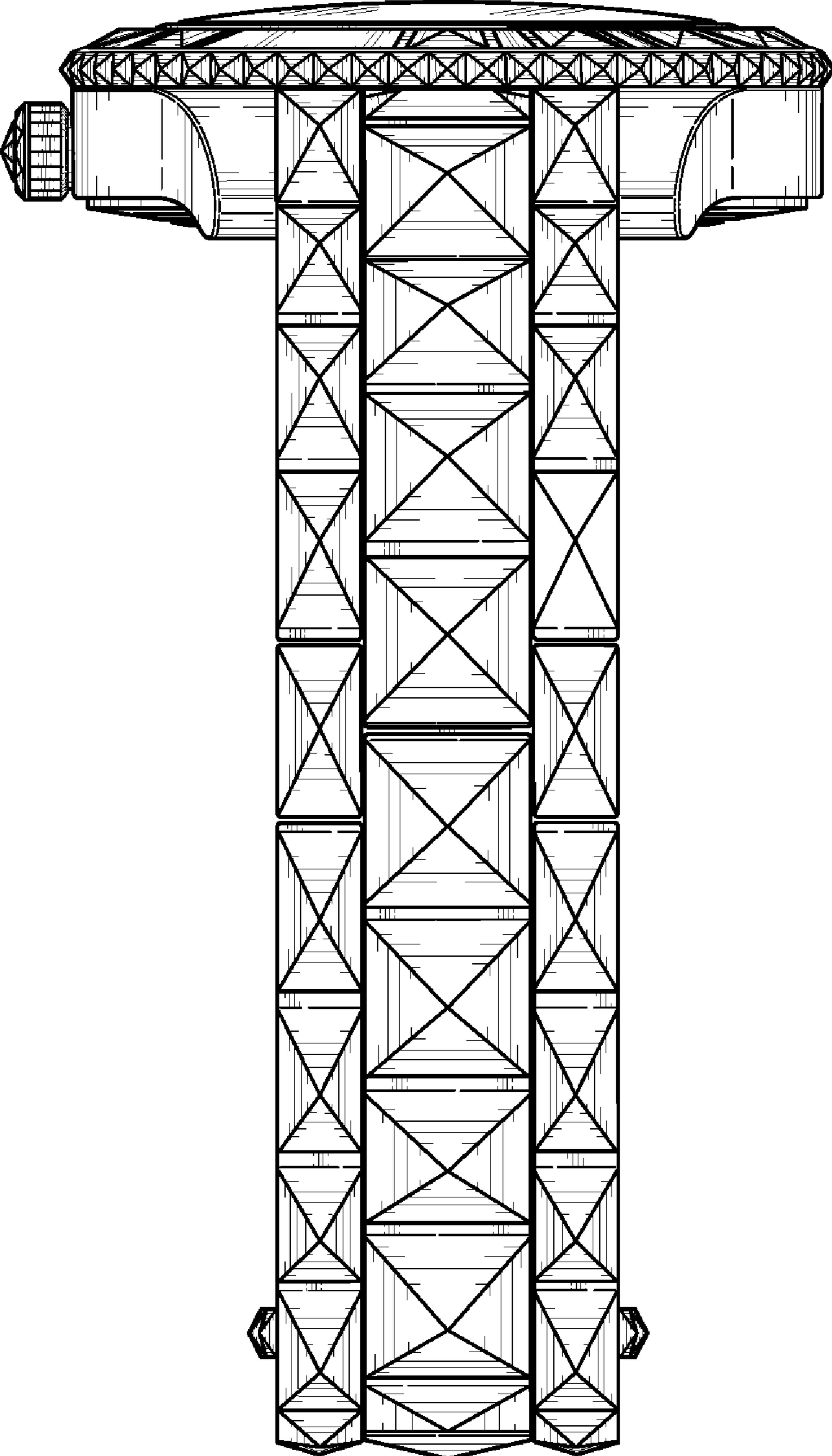


FIG. 6



FIG. 7

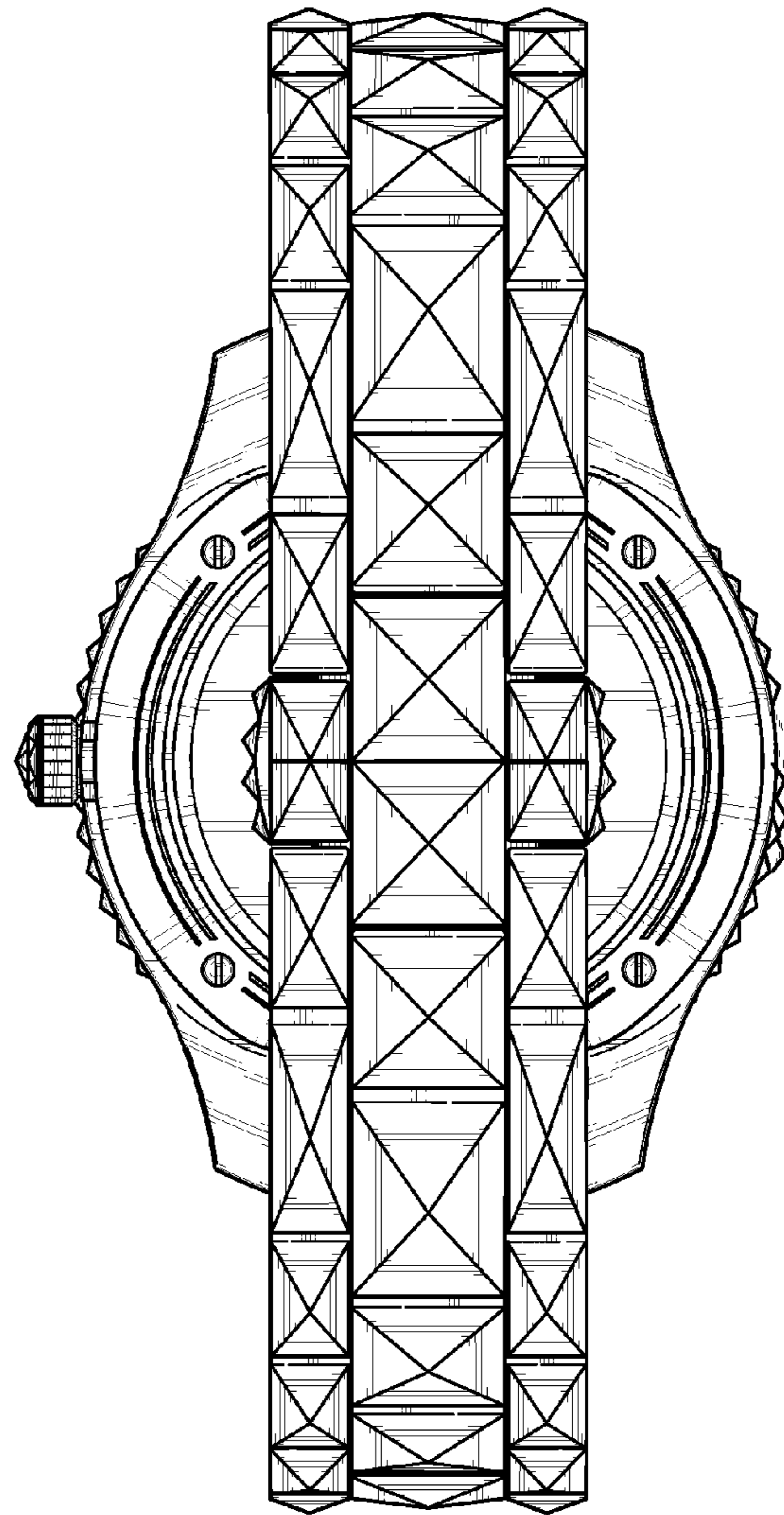


FIG. 8