



US00D649866S

(12) **United States Design Patent**
Roehrig et al.

(10) **Patent No.:** **US D649,866 S**

(45) **Date of Patent:** **** Dec. 6, 2011**

(54) **TWIST CLIP**

(75) Inventors: **Peter Roehrig**, Vienna (AT); **Ernst W. Beranek**, Vienna (AT)

(73) Assignee: **MAM Babyartikel Gesellschaft m.b.H.**, Vienna (AT)

(**) Term: **14 Years**

(21) Appl. No.: **29/349,169**

(22) Filed: **Mar. 12, 2010**

(30) **Foreign Application Priority Data**

Sep. 16, 2009 (EM) 001612128

(51) **LOC (9) Cl.** **08-08**

(52) **U.S. Cl.** **D8/395; D8/349**

(58) **Field of Classification Search** D8/394,
D8/395, 396, 72, 371, 349; D19/65, 56;
24/22, 67 R, 20 S, 115 R, 546, 563, 910,
24/343, 67.9; 248/74.2, 215, 227.1, 49, 300,
248/301, 316.7, 51, 489

See application file for complete search history.

(56) **References Cited**

U.S. PATENT DOCUMENTS

4,086,686	A *	5/1978	Takabayashi	24/504
4,141,119	A *	2/1979	Nodo	24/504
D282,491	S *	2/1986	Doyel	D26/40
D314,430	S *	2/1991	Smith et al.	D24/195
D341,891	S *	11/1993	Held	D24/194
D365,017	S *	12/1995	Rohrig	D8/394
D369,217	S *	4/1996	Mitchell et al.	D24/193
D484,395	S *	12/2003	Felsenthal	D8/373
D512,906	S *	12/2005	Wood	D8/395
D521,857	S *	5/2006	Hoffman	D8/395
D521,893	S *	5/2006	Reidy	D11/78.1
7,174,607	B1 *	2/2007	Buettell	24/504

D552,978	S *	10/2007	Liao	D8/395
D564,559	S *	3/2008	Stephens et al.	D16/208
D574,702	S *	8/2008	Stephens et al.	D8/395
D577,393	S *	9/2008	Nada et al.	D21/503
D589,338	S *	3/2009	Baum	D8/395
D600,871	S *	9/2009	Keylikhes	D32/61
D602,620	S *	10/2009	Cristoforo	D26/60
D609,376	S *	2/2010	Cristoforo et al.	D26/38
D613,498	S *	4/2010	Tsai	D3/218
D614,345	S *	4/2010	Bertken	D26/138
D614,946	S *	5/2010	Herman	D8/395
D615,394	S *	5/2010	Pearson et al.	D8/395
D618,329	S *	6/2010	Koenig et al.	D23/368
D618,587	S *	6/2010	Weldon	D11/215
D619,285	S *	7/2010	Cristoforo	D26/60
D621,627	S *	8/2010	Mangano	D6/328
D629,837	S *	12/2010	Ishihara et al.	D17/20
D637,480	S *	5/2011	Chen et al.	D8/390
D640,170	S *	6/2011	Augustin	D11/201

* cited by examiner

Primary Examiner — Mark Goodwin

(74) *Attorney, Agent, or Firm* — Abelman, Frayne & Schwab

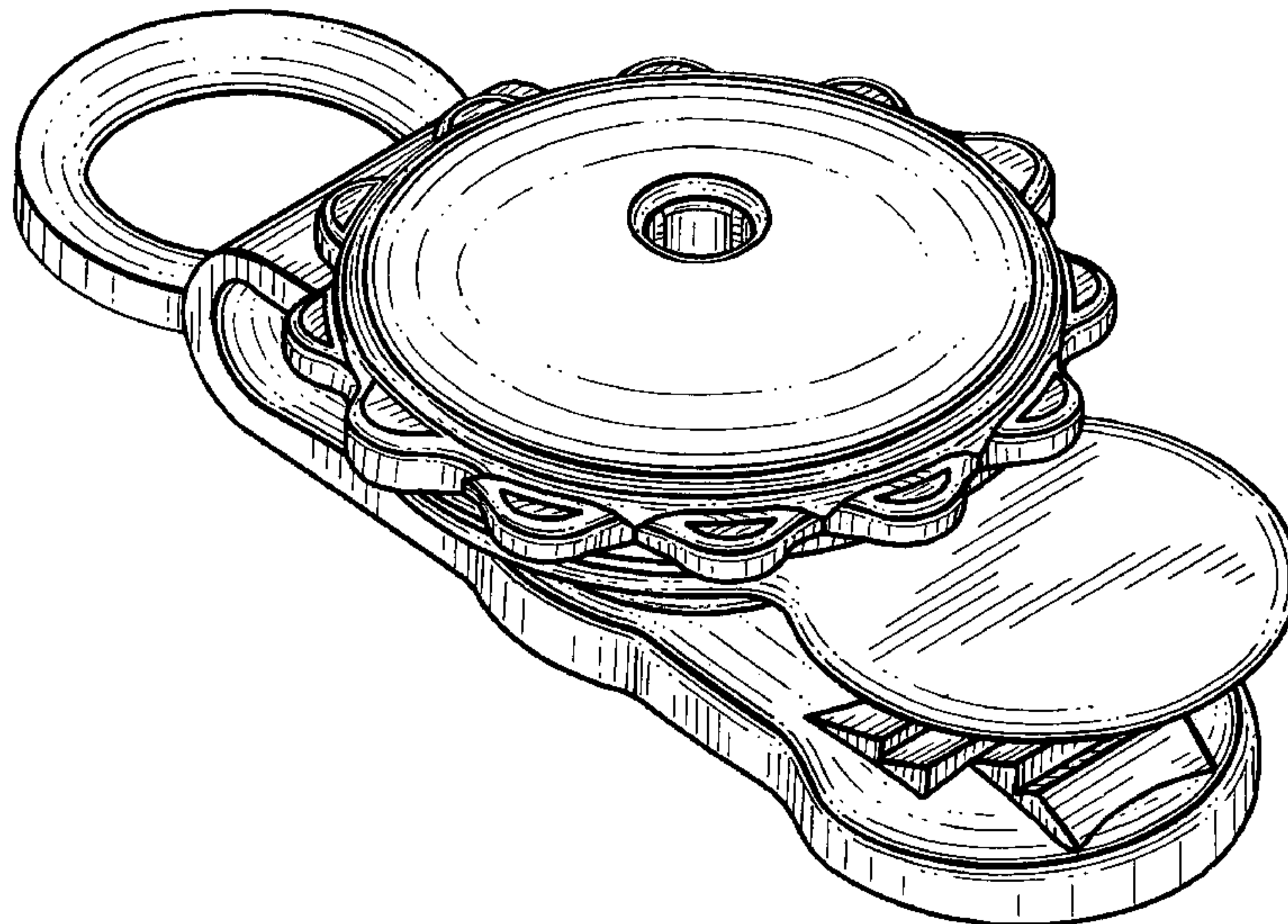
(57) **CLAIM**

The ornamental design for a twist clip, as shown and described.

DESCRIPTION

FIG. 1 is a top front and left side perspective view of the twist clip showing our new design;
FIG. 2 is a top plan view thereof;
FIG. 3 is a front elevational view thereof;
FIG. 4 is a left side elevational view thereof, the right side elevational view being a mirror image thereof;
FIG. 5 is a rear elevational view thereof;
FIG. 6 is a bottom plan view thereof; and,
FIG. 7 is a bottom, rear and left side perspective view thereof.

1 Claim, 6 Drawing Sheets



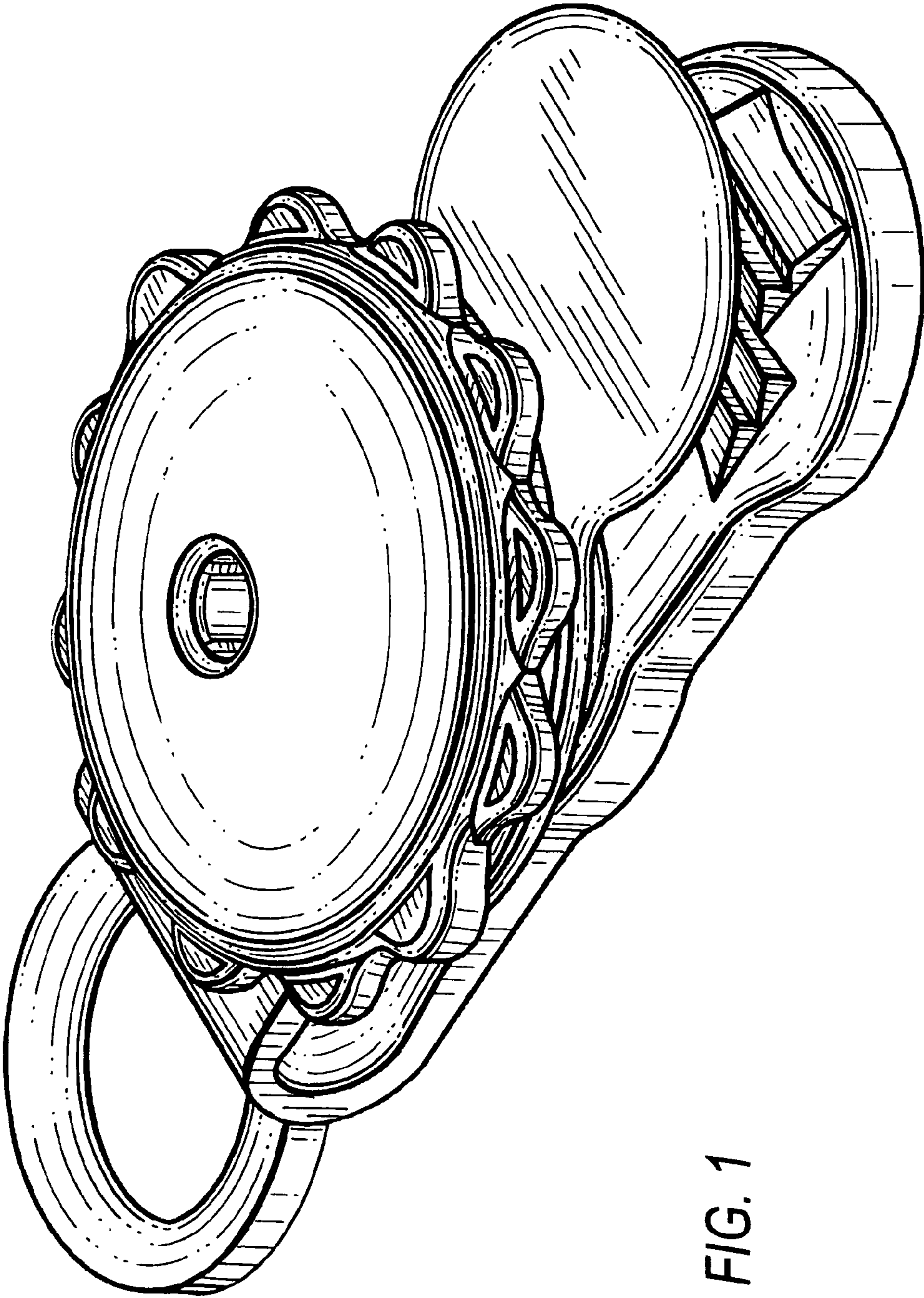


FIG. 1




FIG. 2

FIG. 3

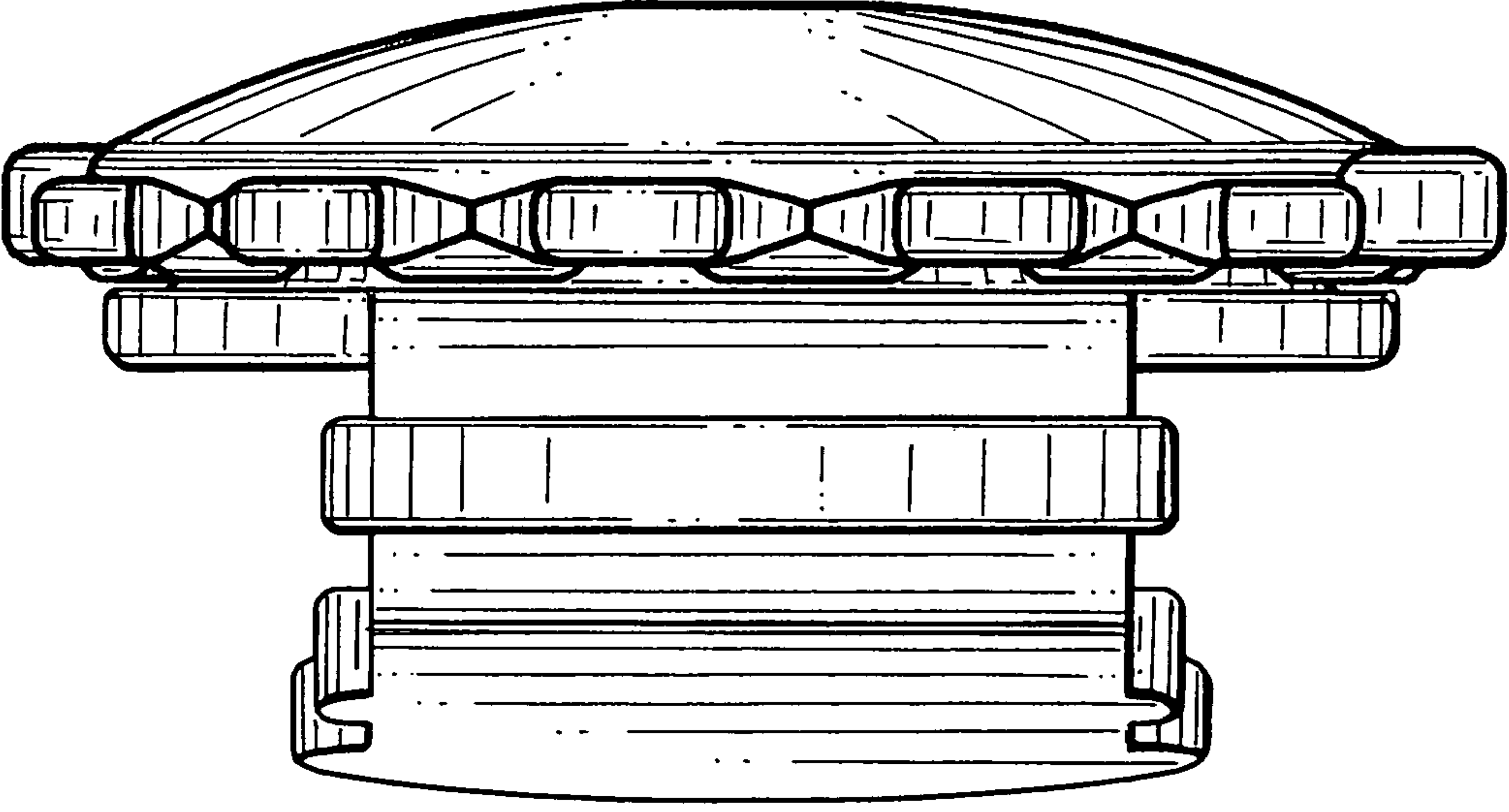
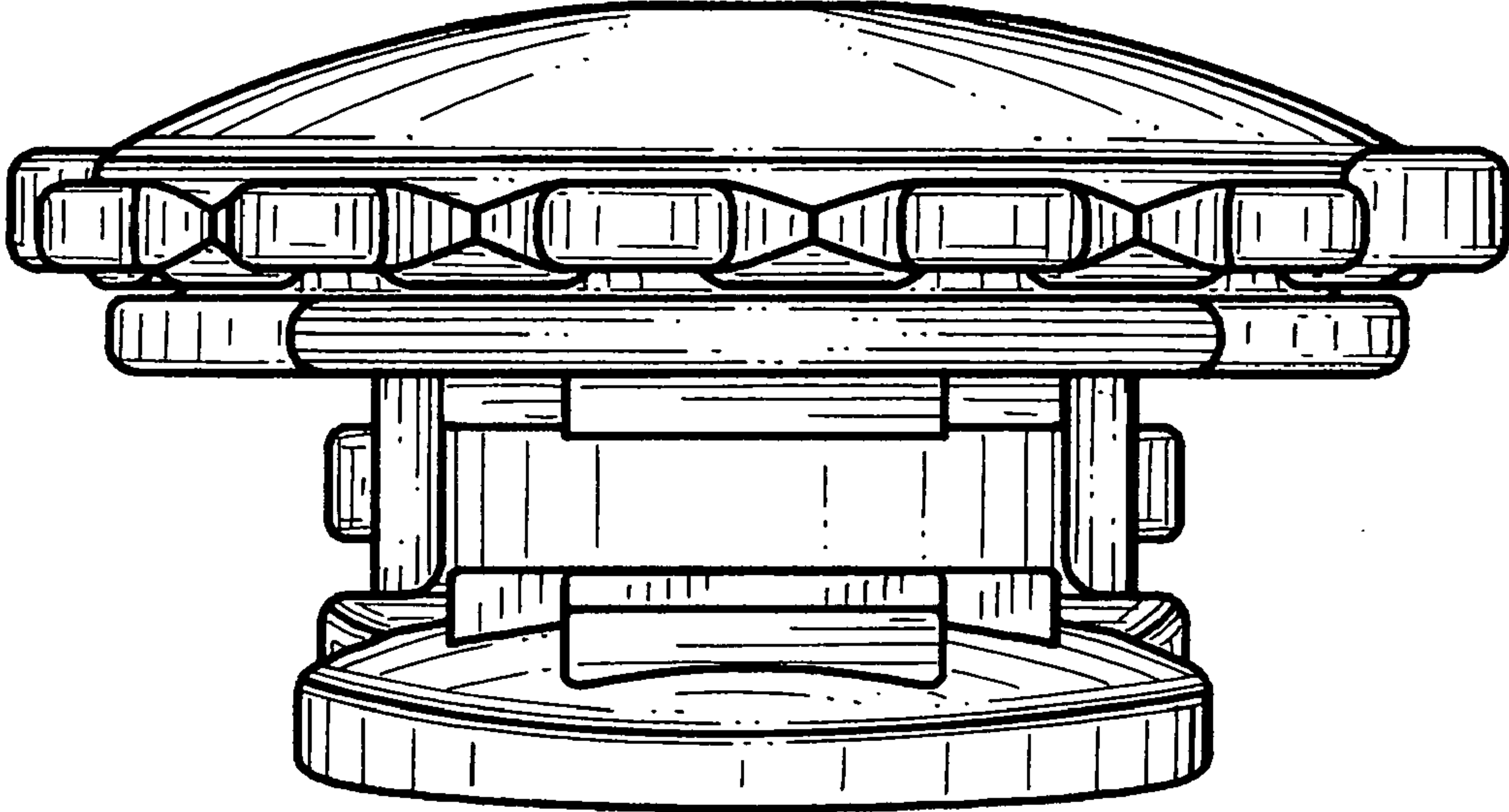


FIG. 5

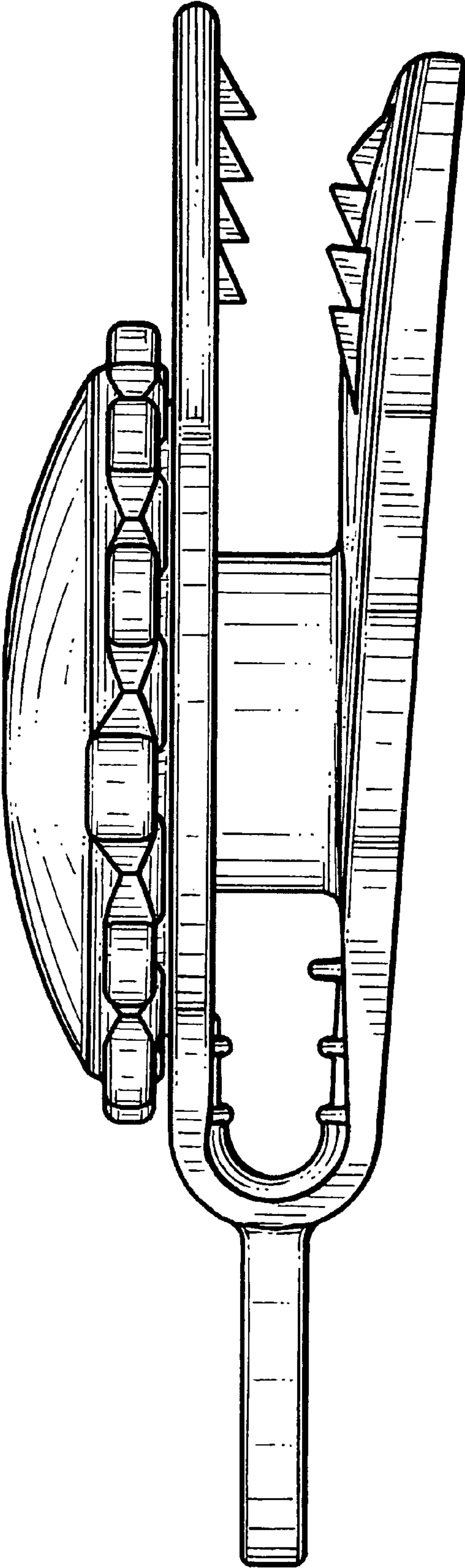


FIG. 4

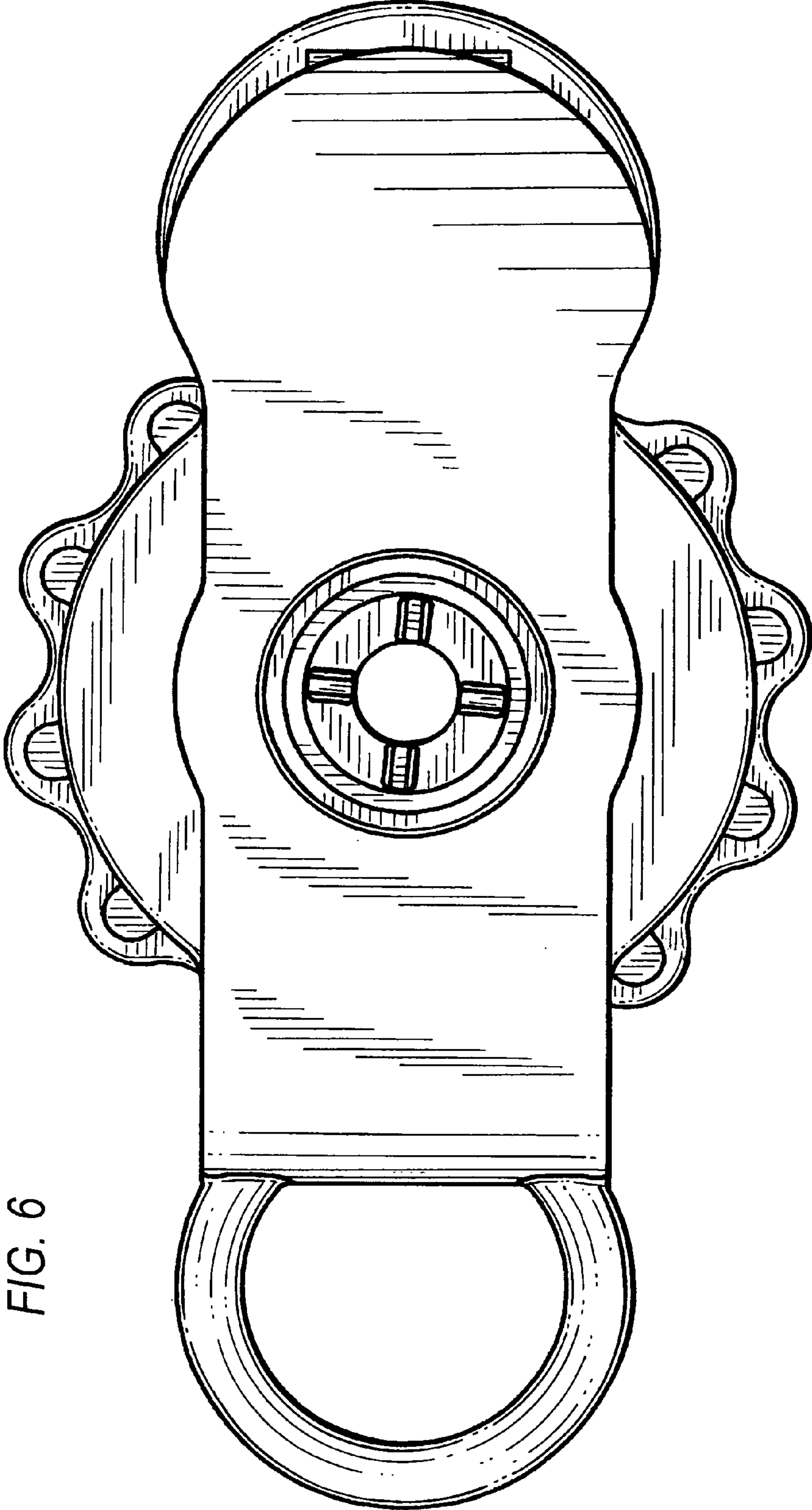


FIG. 6

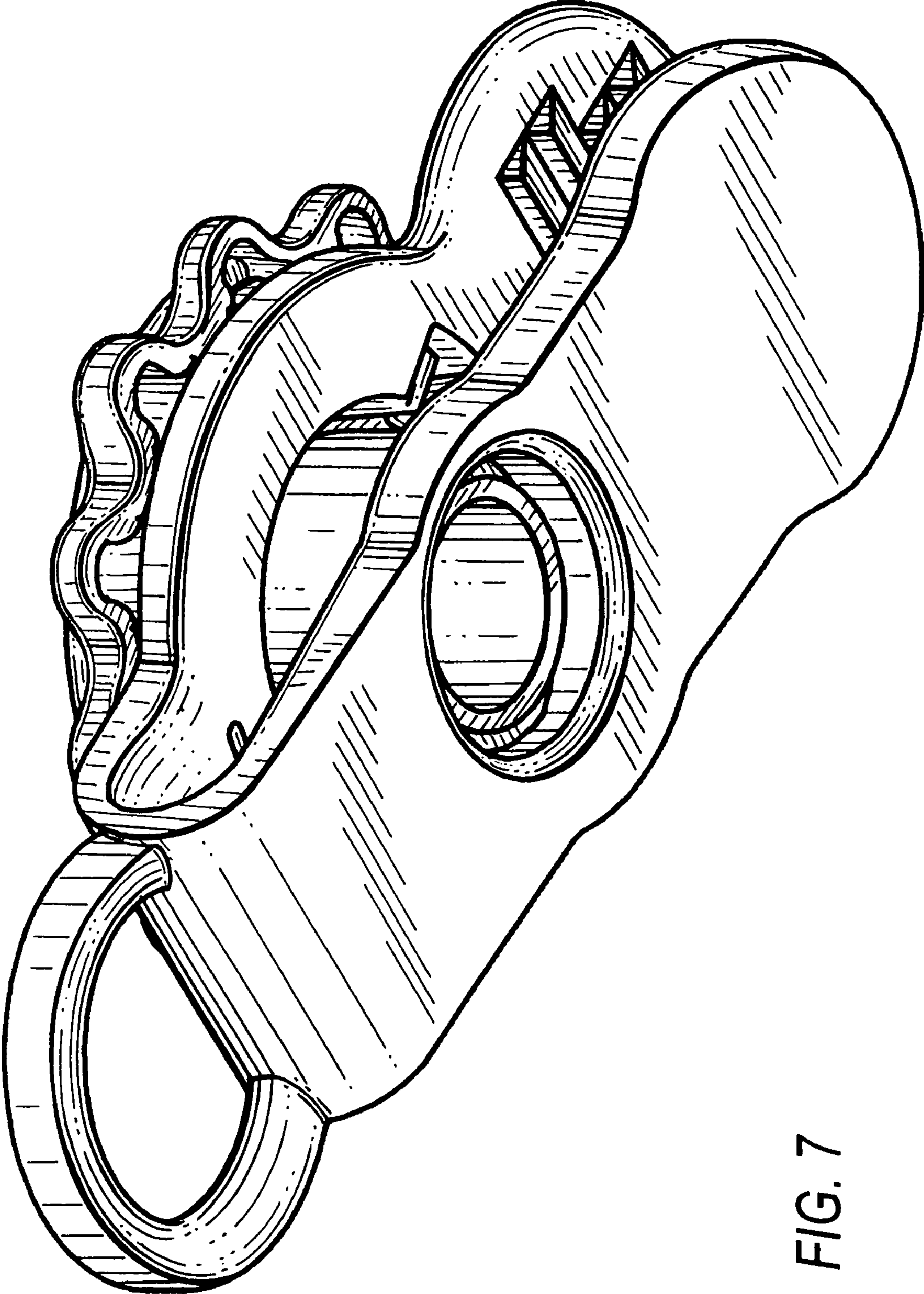


FIG. 7