



US00D649829S

(12) **United States Design Patent**
De Winter

(10) **Patent No.:** **US D649,829 S**

(45) **Date of Patent:** **** Dec. 6, 2011**

(54) **BAKEWARE**

(75) Inventor: **Koen De Winter**, Saint-André-Avellin (CA)

(73) Assignee: **Trudeau Corporation 1889 Inc.**, Boucherville, Quebec (CA)

(**) Term: **14 Years**

(21) Appl. No.: **29/383,720**

(22) Filed: **Jan. 21, 2011**

(51) **LOC (9) Cl.** **07-02**

(52) **U.S. Cl.** **D7/360; D7/354**

(58) **Field of Classification Search** D3/314;
D7/323, 329–332, 337, 339, 346–347, 350.1–350.4,
D7/354–363, 391, 393, 395, 402, 408–409,
D7/505, 538, 542–545, 549, 552.2, 584–587,
D7/602, 629, 667; D9/425; 99/324–325,
99/331–332, 337–340, 396, 400–418, 425,
99/444–446, 450; 119/161, 166; 126/9 R,
126/25 A, 25 R, 41 R, 166, 275 R, 332, 380.1,
126/390.1; 206/501–505, 507–508, 518;
219/400, 405, 435–442, 620–624, 725, 730–735;
220/485, 491, 573.1–573.5, 657, 759, 912;
426/438, 441, 523

See application file for complete search history.

(56) **References Cited**

U.S. PATENT DOCUMENTS

D268,622 S * 4/1983 Wolters et al. D3/314
D365,501 S * 12/1995 Daugherty et al. D7/602
5,676,276 A * 10/1997 Zielinski et al. 220/657

D415,656 S * 10/1999 Henry D7/545
D432,866 S * 10/2000 Harrison D7/545
D439,159 S * 3/2001 Chen D9/425
D472,773 S * 4/2003 Samartgis D7/629
D529,755 S * 10/2006 Lobman et al. D7/356
D574,179 S * 8/2008 DeLuca D7/354
D575,095 S * 8/2008 Schreiber-Pethan et al. .. D7/354
D630,466 S * 1/2011 Green-Cotton et al. D7/354
D635,820 S * 4/2011 Molayem D7/357
2005/0252814 A1* 11/2005 Lobman et al. 206/518

OTHER PUBLICATIONS

Home World Business, "BIA Cordon Bleu," vol. 22, No. 21, Oct. 2010.

* cited by examiner

Primary Examiner — Ricky Pham

(74) *Attorney, Agent, or Firm* — RatnerPrestia

(57) **CLAIM**

The ornamental design for a bakeware, as shown and described.

DESCRIPTION

FIG. 1 is a front elevational view of a bakeware according to the present design, the rear elevational view being identical to the front elevational view;



FIG. 2 is a left side elevational view of the bakeware of FIG. 1, the right side elevational view being identical to the left elevational view;

FIG. 3 is a bottom view of the bakeware of FIG. 1; and,

FIG. 4 is a top view of the bakeware of FIG. 1.

The broken lines form no part of the design and are for illustrative purposes only.

1 Claim, 2 Drawing Sheets






FIG. 1

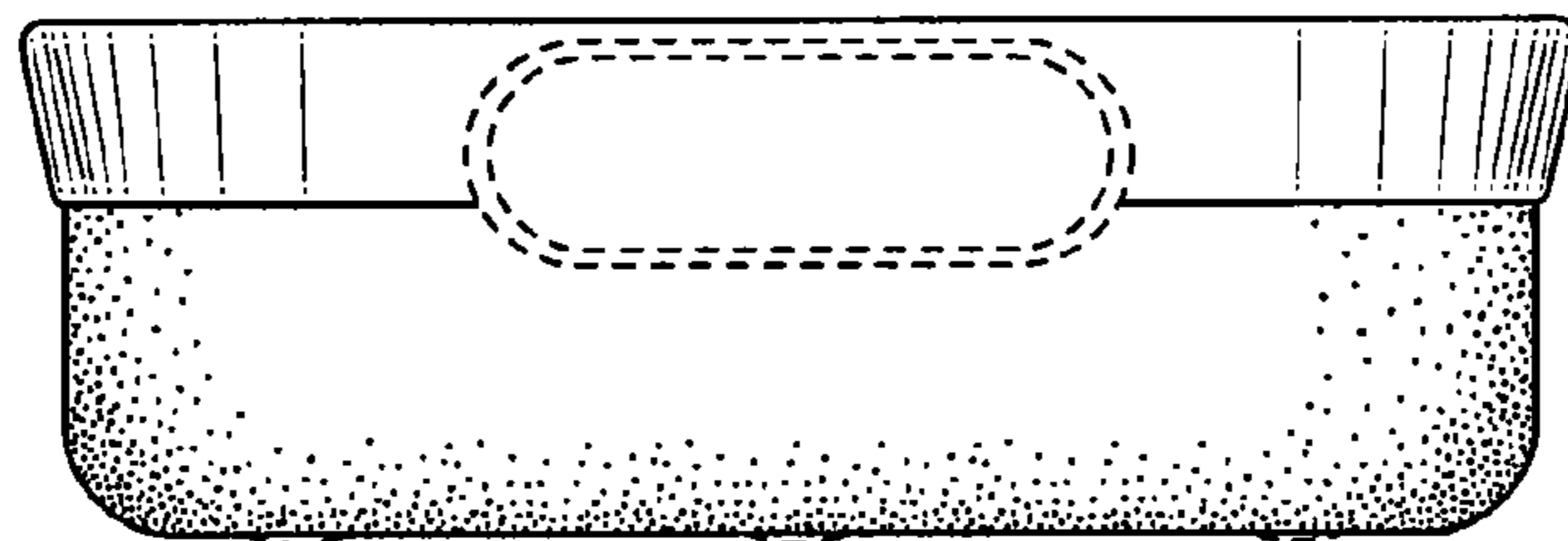


FIG. 2

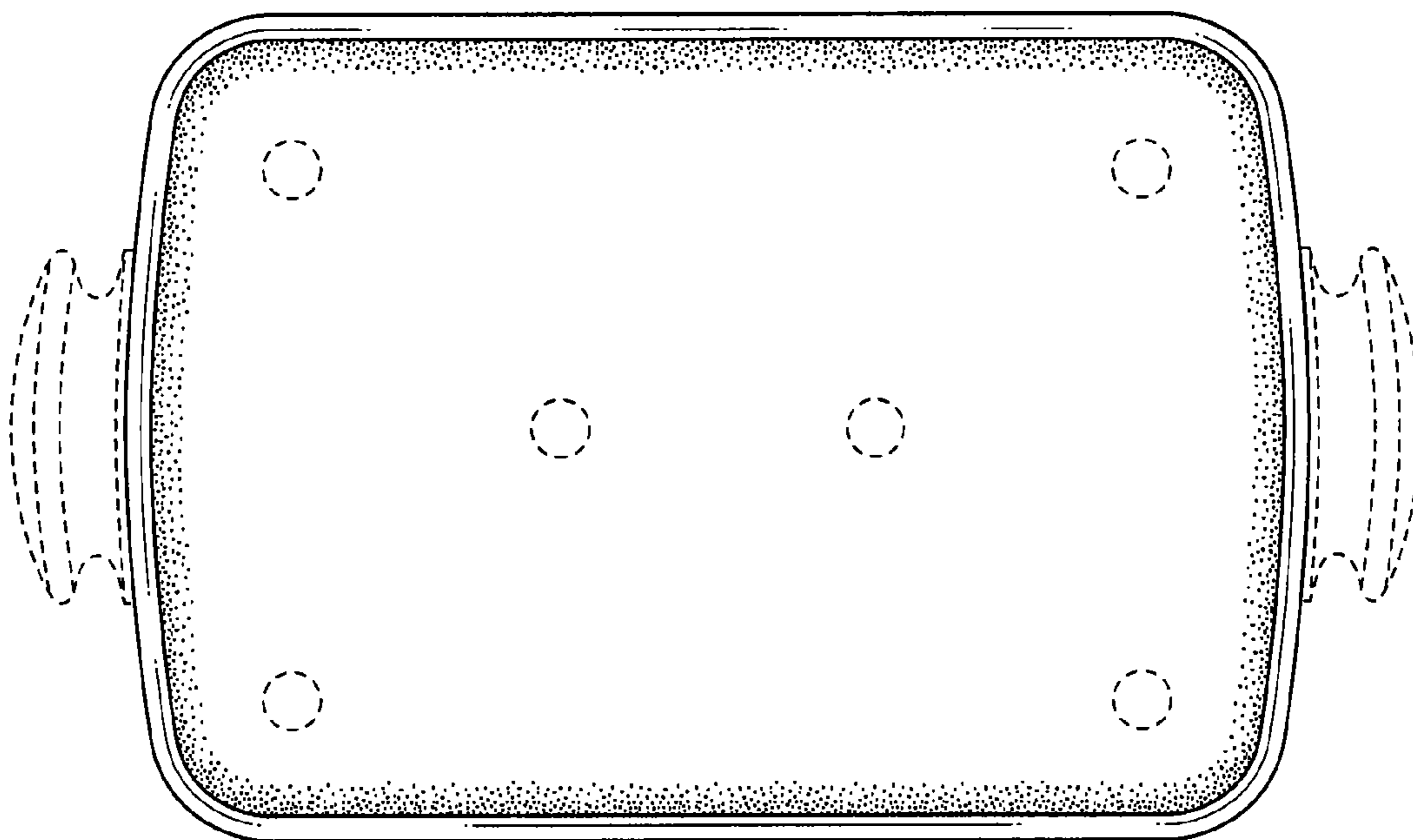


FIG. 3




FIG. 4