



US00D649805S

(12) **United States Design Patent**  
**Kubryk**

(10) **Patent No.:** **US D649,805 S**

(45) **Date of Patent:** **\*\* \*Dec. 6, 2011**

(54) **STACKING CHAIR**

(76) Inventor: **Isaac Kubryk**, Lockeford, CA (US)

(\* ) Notice: This patent is subject to a terminal disclaimer.

(\*\*) Term: **14 Years**

(21) Appl. No.: **29/349,231**

(22) Filed: **Mar. 17, 2010**

(51) **LOC (9) Cl.** ..... **06-01**

(52) **U.S. Cl.** ..... **D6/380**

(58) **Field of Classification Search** ..... D6/334-336,  
D6/374, 375, 379, 380, 500-502; 297/183.1,  
297/183.7, 239, 452.29, 445.1, 446.1, 452.48  
See application file for complete search history.

(56) **References Cited**

**U.S. PATENT DOCUMENTS**

D163,656 S *	6/1951	Virtue .....	D6/380
D394,176 S *	5/1998	Diramarian .....	D6/374
D410,802 S *	6/1999	Olson .....	D6/379
D433,836 S *	11/2000	Barile, Sr. ....	D6/380
D454,716 S *	3/2002	Tseng .....	D6/379

D482,540 S *	11/2003	Ashby .....	D6/374
D486,317 S *	2/2004	Roth .....	D6/379
7,052,083 B2 *	5/2006	Peitz et al. ....	297/183.1
D607,658 S *	1/2010	Kubryk .....	D6/380
D608,105 S *	1/2010	Kubryk .....	D6/380
D629,630 S *	12/2010	Saul .....	D6/380
D635,790 S *	4/2011	Saul .....	D6/380

\* cited by examiner

*Primary Examiner* — Mimoso De

(74) *Attorney, Agent, or Firm* — Audrey A. Millemann; Weintraub Genshlea et al.

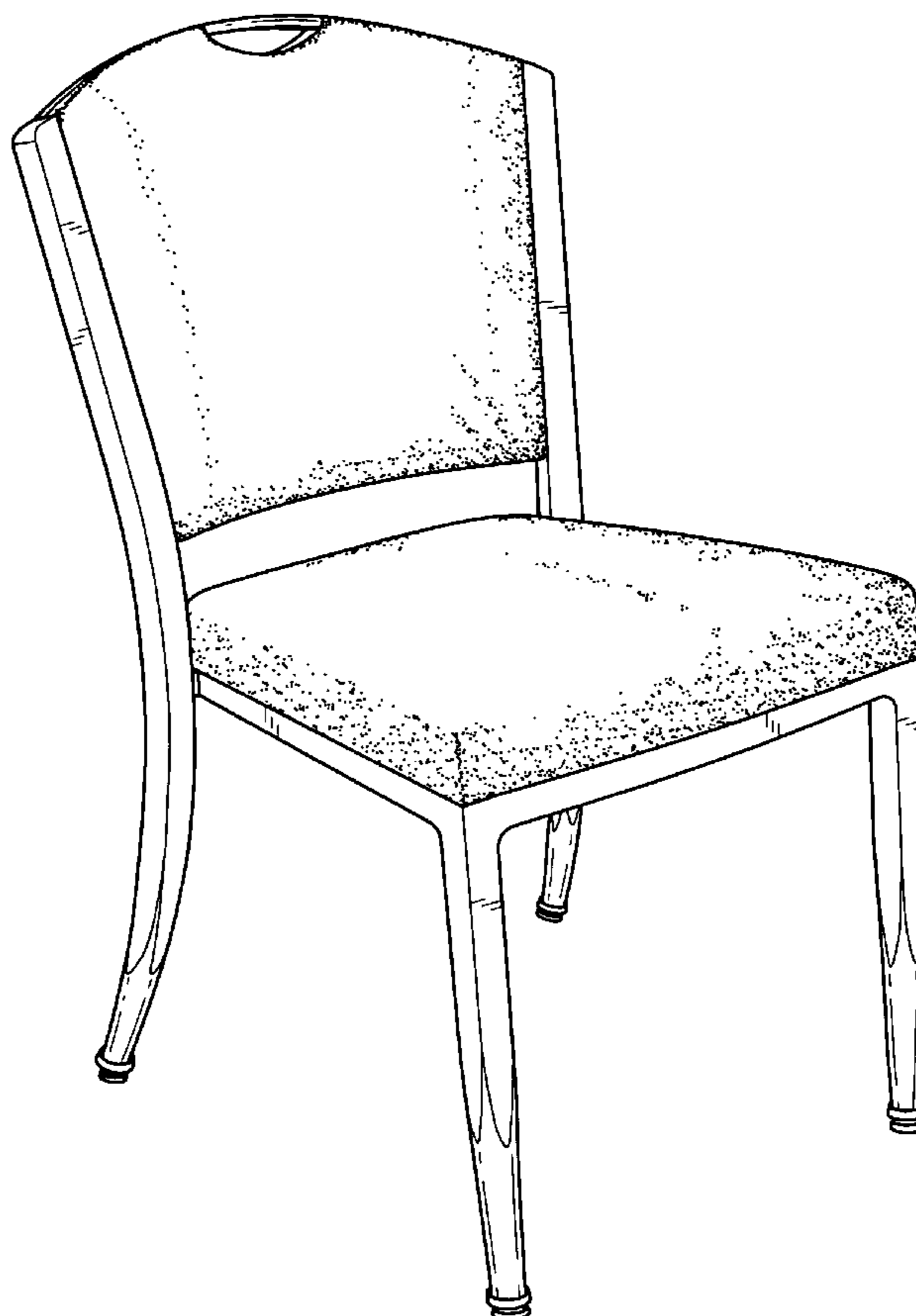
(57) **CLAIM**


The ornamental design for a stacking chair, as shown and described.

**DESCRIPTION**


FIG. 1 is a perspective view of a stacking chair, looking toward the right front corner, showing my new design; FIG. 2 is a front view thereof; FIG. 3 is a back view thereof; FIG. 4 is a right side view thereof; FIG. 5 is a top view thereof; and, FIG. 6 is a bottom view thereof.

**1 Claim, 5 Drawing Sheets**






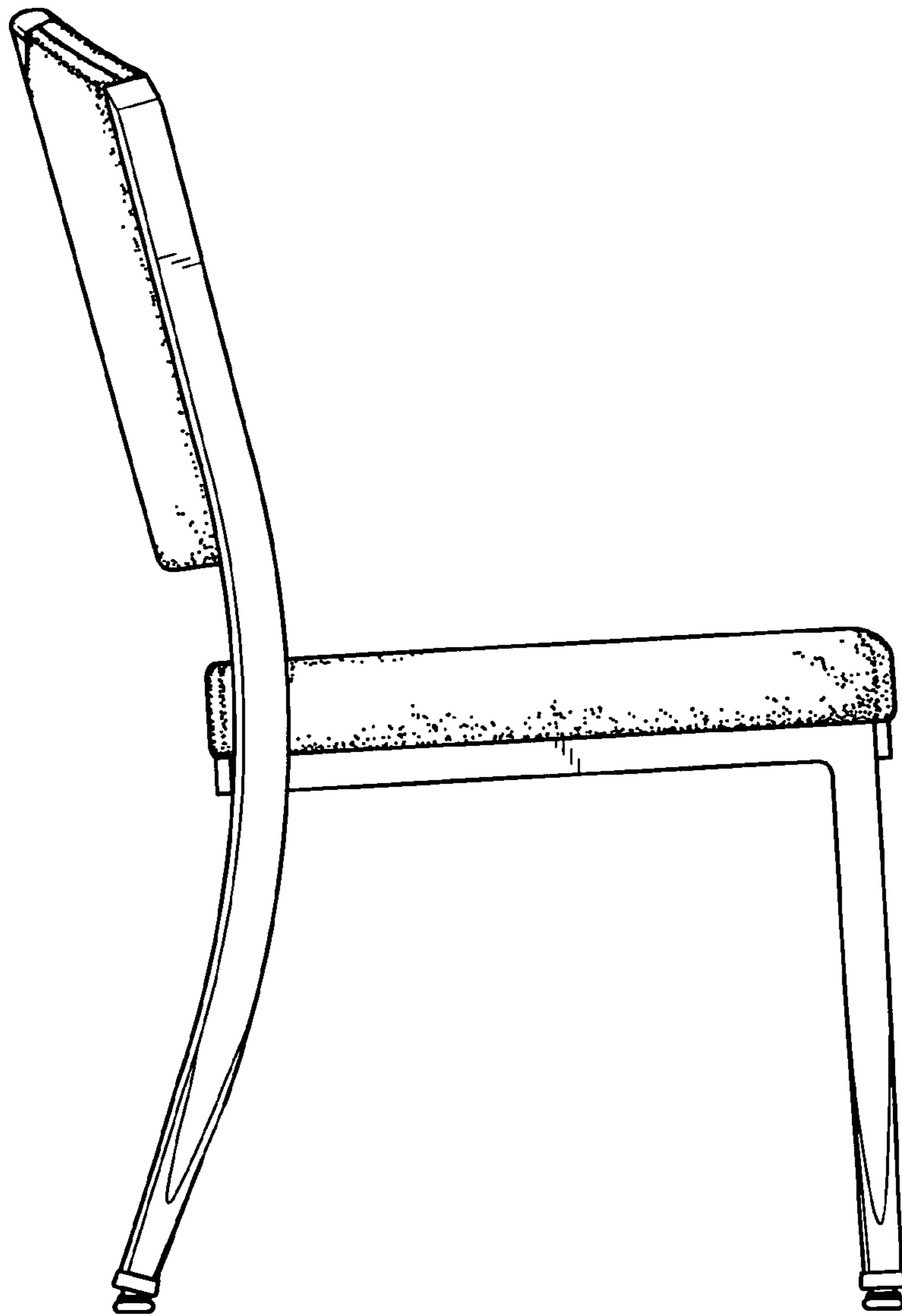
**FIG. 1**



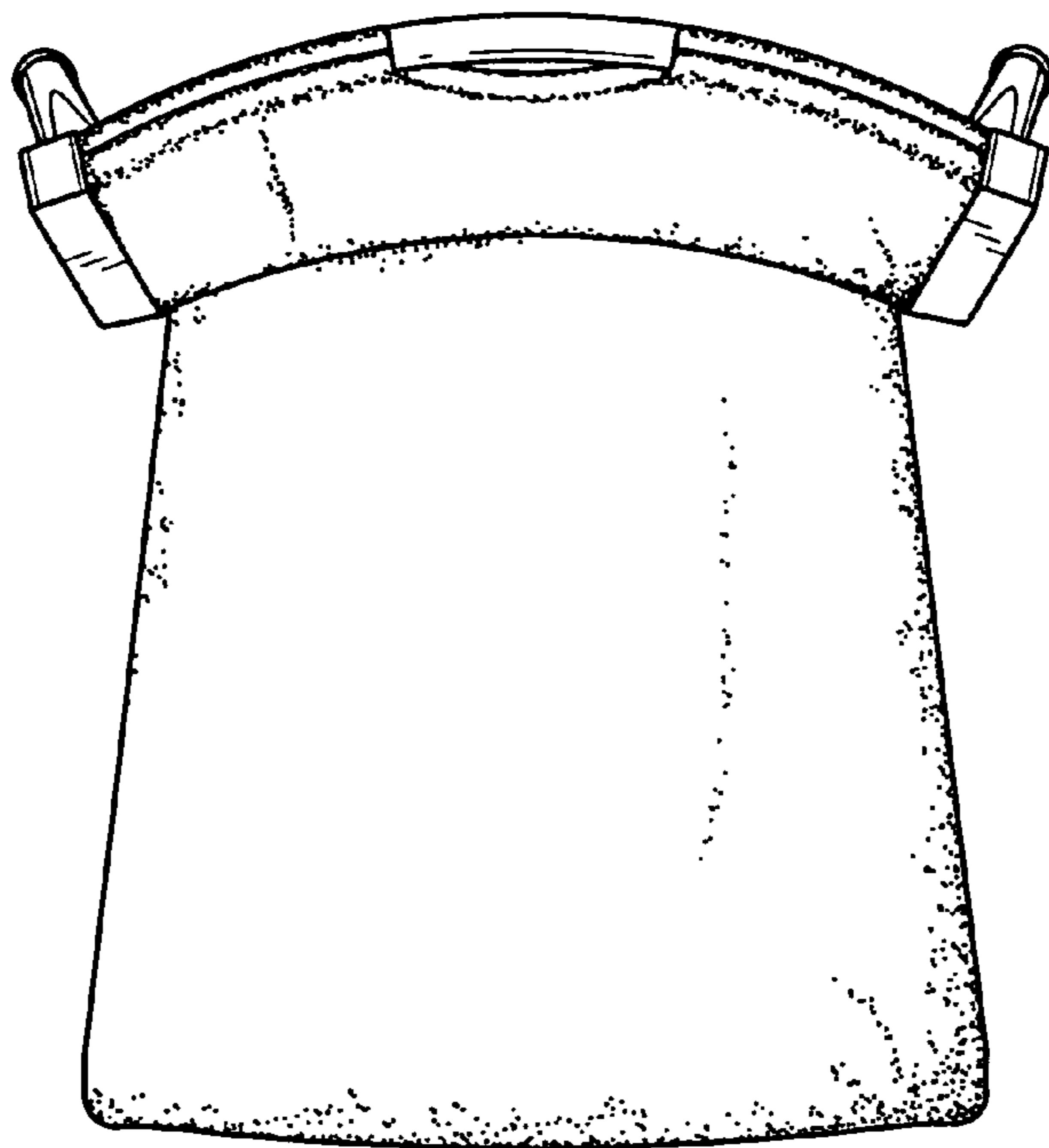
**FIG. 2**



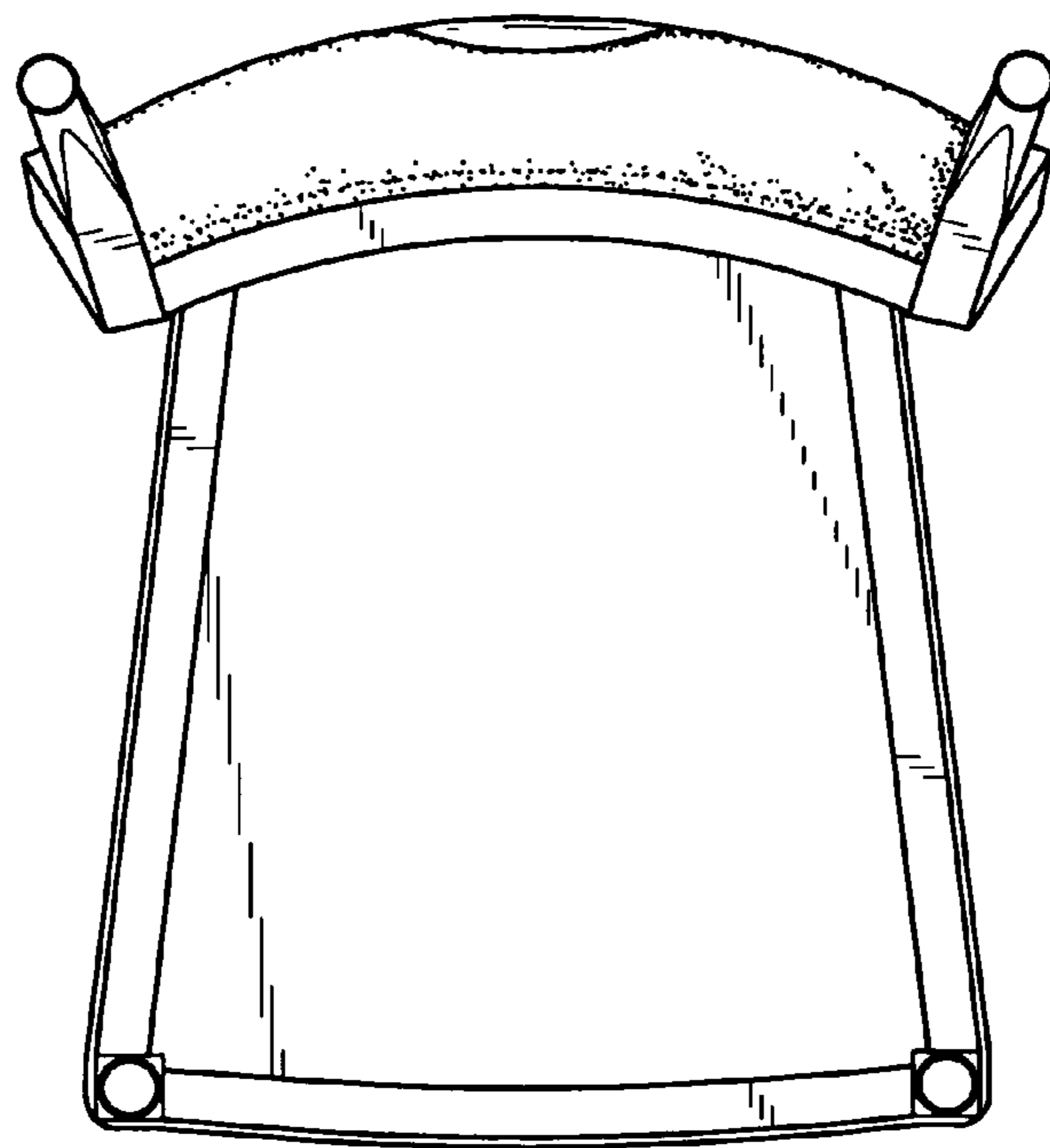
**FIG. 3**



**FIG. 4**



**FIG. 5**



**FIG. 6**