



US00D649792S

(12) **United States Design Patent**
Nosworthy

(10) **Patent No.:** **US D649,792 S**

(45) **Date of Patent:** **** Dec. 6, 2011**

(54) **SPRING HANGER**

(76) Inventor: **Dennis Michael Nosworthy**, Coto de Caza, CA (US)

(**) Term: **14 Years**

(21) Appl. No.: **29/383,595**

(22) Filed: **Jan. 20, 2011**

(51) **LOC (9) Cl.** **06-08**

(52) **U.S. Cl.** **D6/327; D6/328; D6/315**

(58) **Field of Classification Search** D6/315,
D6/320, 323, 328, 327; 223/85-98, DIG. 2,
223/DIG. 4; 248/121.1, 122.1, 126, 317,
248/694; 211/13.1, 85.3, 86.01

See application file for complete search history.

(56) **References Cited**

U.S. PATENT DOCUMENTS

2,465,859	A *	3/1949	Fidler	223/96
3,346,150	A *	10/1967	Clopton	223/95
D235,831	S *	7/1975	Kollitz	D6/327
4,088,228	A *	5/1978	Schwalbe	211/4
4,944,480	A *	7/1990	Jarrett	248/309.1

D330,157	S *	10/1992	Peters	D8/367
D435,174	S *	12/2000	Grisdale et al.	D6/327
6,505,377	B1 *	1/2003	Merkel et al.	15/250.351
D498,596	S *	11/2004	Cortez et al.	D6/319
D610,851	S *	3/2010	Trub et al.	D6/567
D632,898	S *	2/2011	Heroux	D6/327

* cited by examiner

Primary Examiner — Prabhakar Deshmukh

(74) *Attorney, Agent, or Firm* — Curtis L. Harrington; Harrington & Harrington

(57) **CLAIM**

The ornamental design for a spring hanger, as shown and described.

DESCRIPTION

FIG. 1 is a perspective view of the spring hanger;

FIG. 2 is a front view;

FIG. 3 is a rear view;

FIG. 4 is a top view

FIG. 5 is a bottom view;

FIG. 6 is a right side view; and,

FIG. 7 is a left side view.

1 Claim, 3 Drawing Sheets

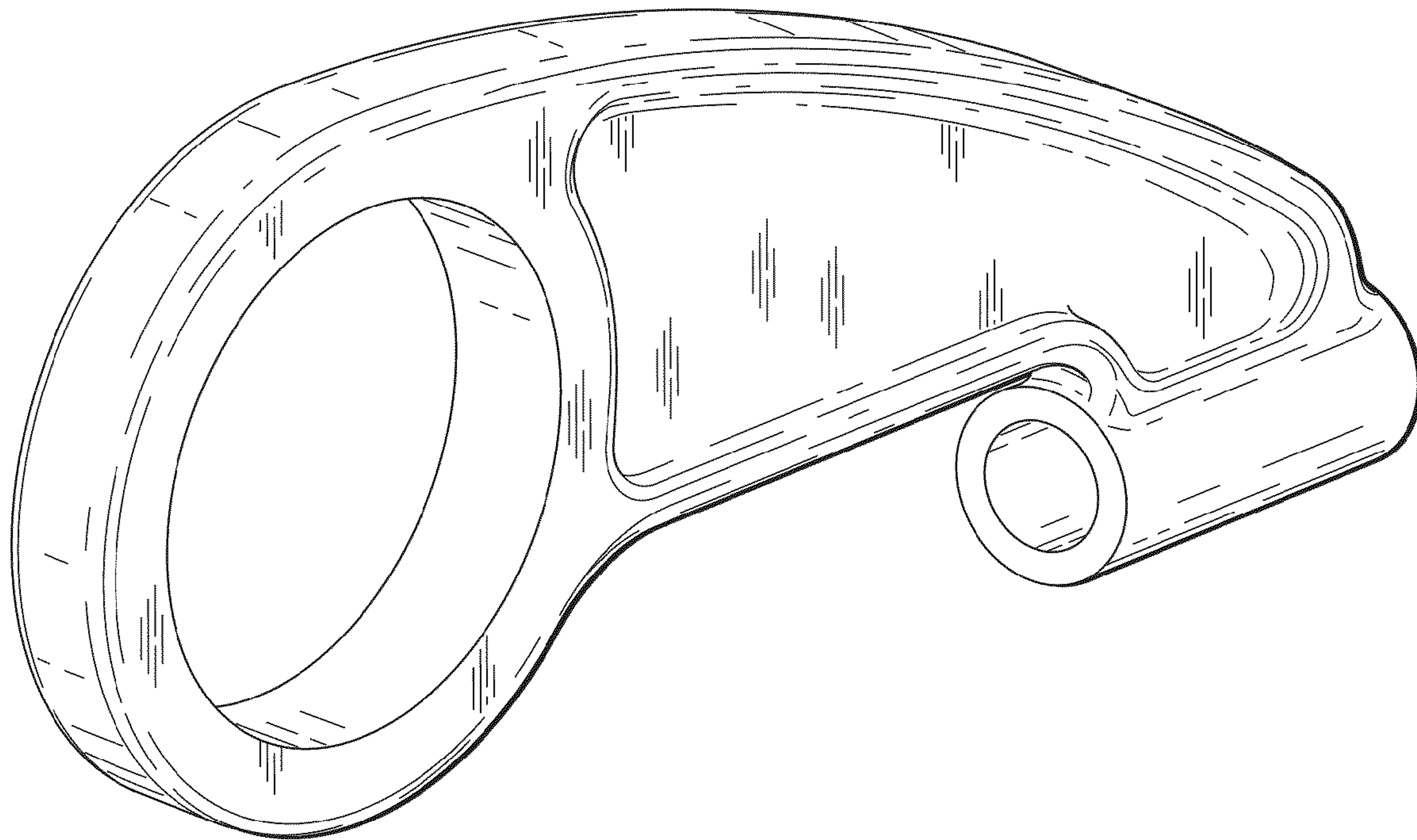


FIG. 1

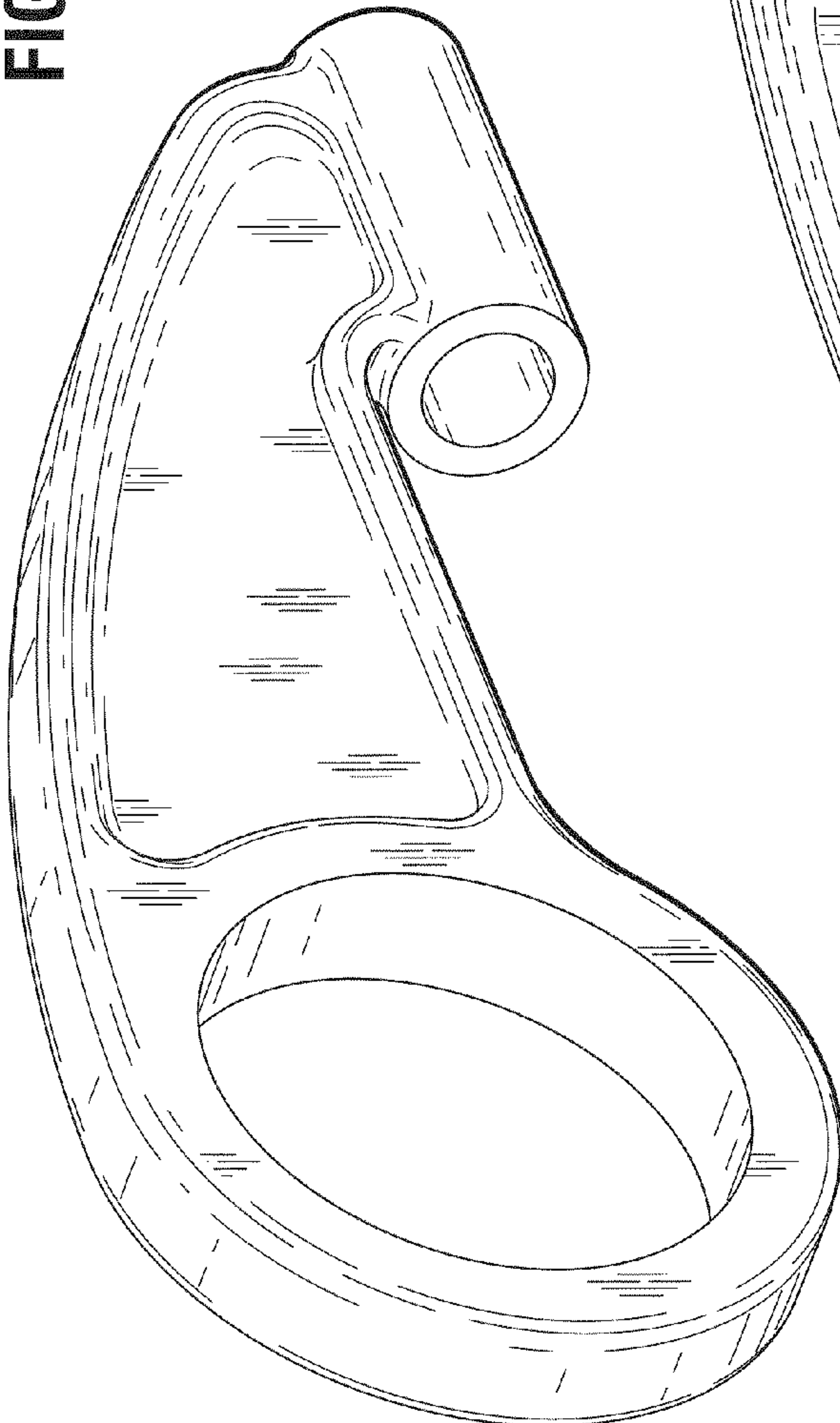
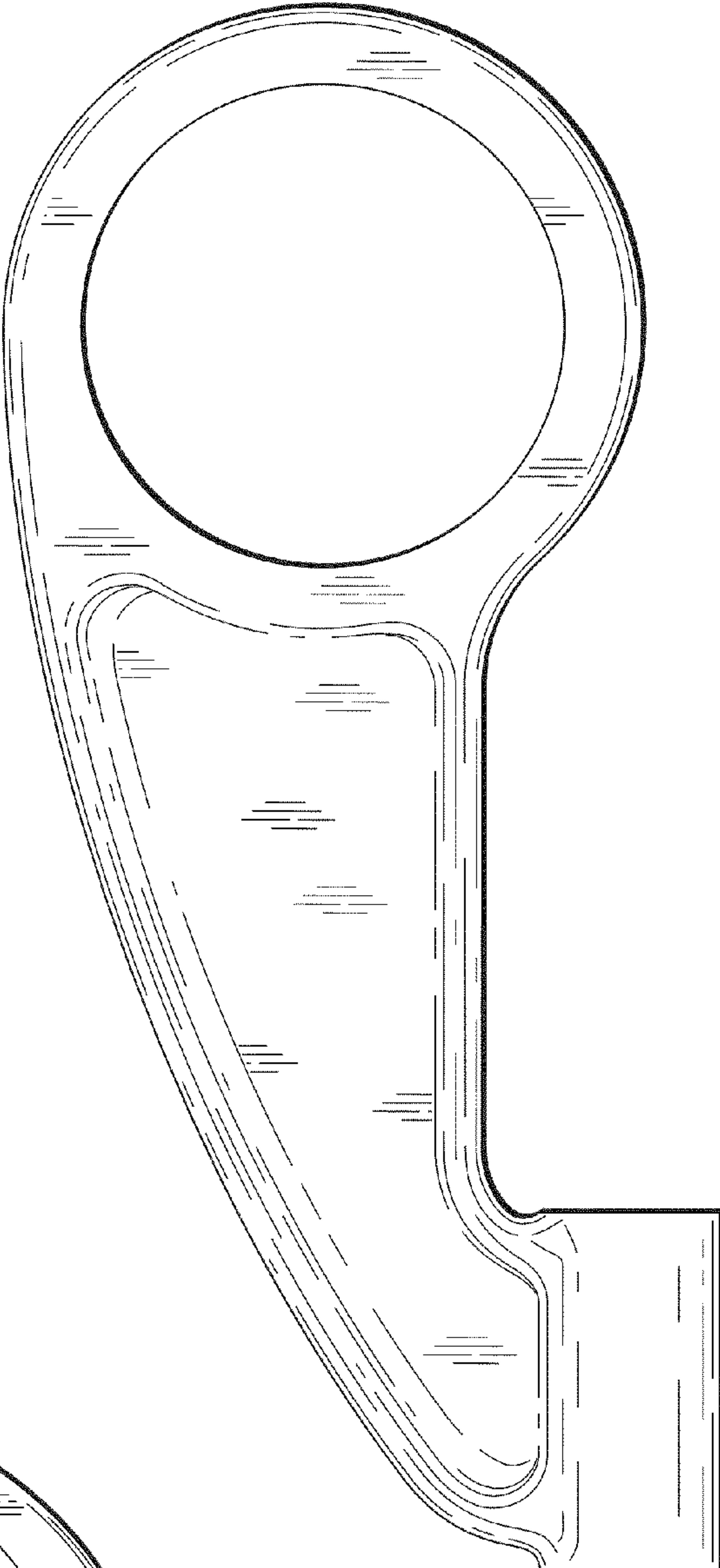


FIG. 2



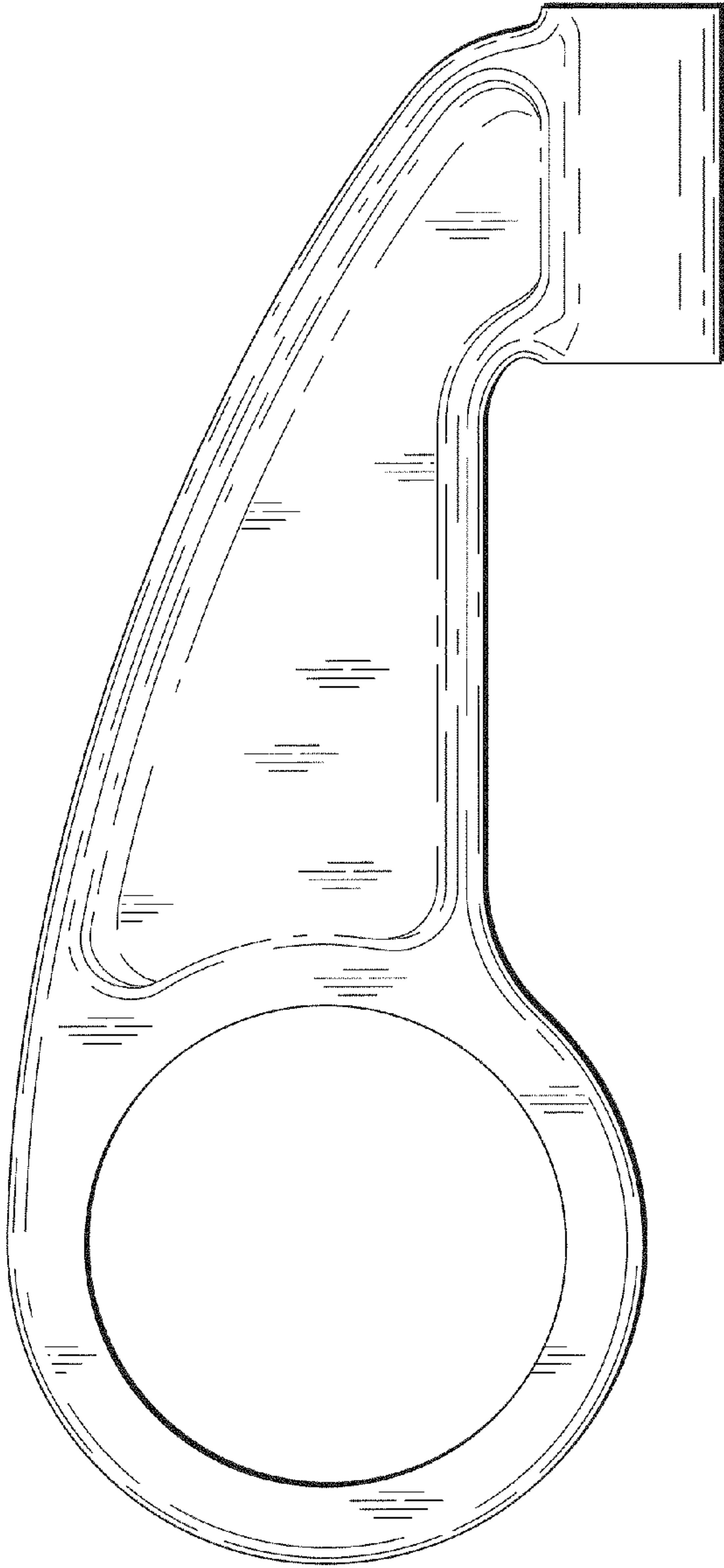


FIG. 3

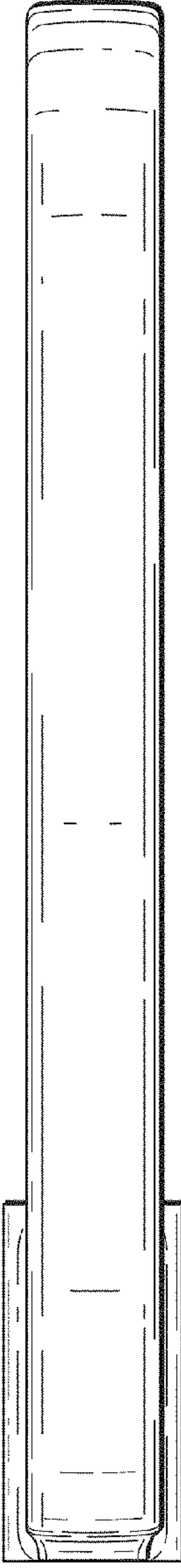


FIG. 4

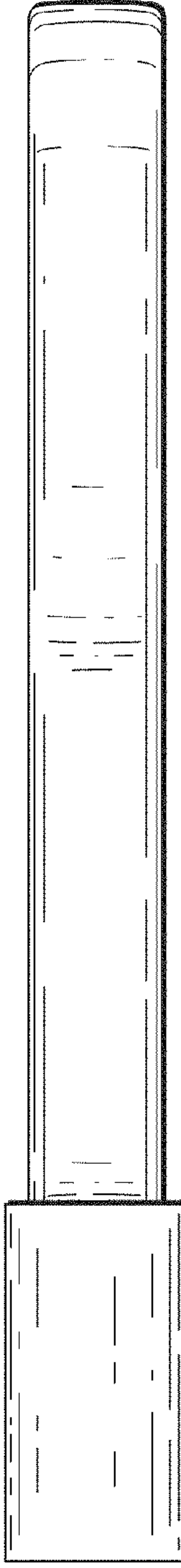


FIG. 5

FIG. 6

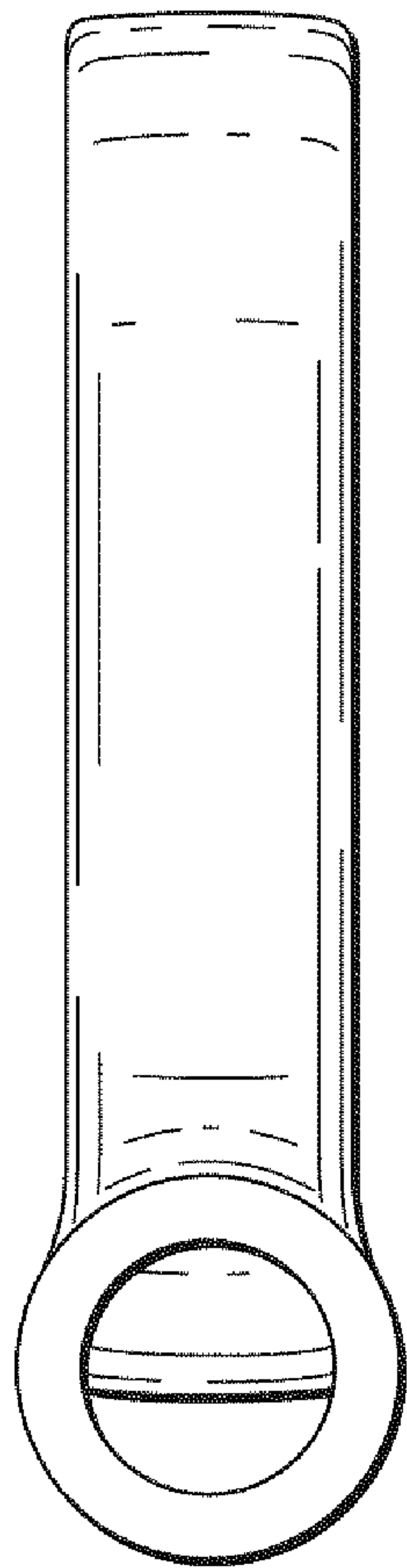


FIG. 7

