



US00D649787S

(12) **United States Design Patent**
Ivarsson

(10) **Patent No.:** **US D649,787 S**

(45) **Date of Patent:** **** Dec. 6, 2011**

(54) **ELECTRIC TOOTHBRUSH**

(75) Inventor: **Bengt Ivar Anders Ivarsson, Ma Wan**
(HK)

(73) Assignee: **Hayco Manufacturing Limited,**
Causeway Bay (HK)

(**) Term: **14 Years**

(21) Appl. No.: **29/381,176**

(22) Filed: **Dec. 16, 2010**

(51) **LOC (9) Cl.** **28-03**

(52) **U.S. Cl.** **D4/101**

(58) **Field of Classification Search** D4/101,
D4/104-112, 134, 138; D24/111, 146, 147,
D24/152; 15/167.1, 167.2; 132/308-311;
601/142

See application file for complete search history.

(56) **References Cited**

U.S. PATENT DOCUMENTS

5,353,460	A *	10/1994	Bauman	15/22.1
D396,957	S *	8/1998	Allende	D4/101
D436,254	S *	1/2001	Kling et al.	D4/101
D458,028	S *	6/2002	McCurrach	D4/101

D476,156	S *	6/2003	Ferber et al.	D4/101
6,622,333	B1 *	9/2003	Rehkemper et al.	15/29
6,735,803	B2 *	5/2004	Kuo	15/22.1

OTHER PUBLICATIONS

DE 402008004106-0002 Registered Design Application (Braun GmbH) Nov. 21, 2008, [online], [retrieved on Oct. 10, 2010]. Retrieved from the Designs Register of the German Patent and Trade Mark Office using the Internet: <URL: <http://register.dmpa.de>>.*

* cited by examiner

Primary Examiner — Melanie H Tung

Assistant Examiner — Lavone D Tabor

(74) *Attorney, Agent, or Firm* — Leydig, Voit & Mayer, Ltd

(57) **CLAIM**

The ornamental design for an electric toothbrush, as shown and described.

DESCRIPTION

FIG. 1 is a perspective view of an electric toothbrush showing my new design;

FIG. 2 is a front elevational view thereof;

FIG. 3 is a rear elevational view thereof;


FIG. 4 is a left side elevational view thereof;

FIG. 5 is a right side elevational view thereof; and,

FIG. 6 is a top plan view thereof.

The broken lines showing bristles and an area on the rear of the head are included to illustrate portions of the toothbrush that form no part of the claimed design.

1 Claim, 6 Drawing Sheets



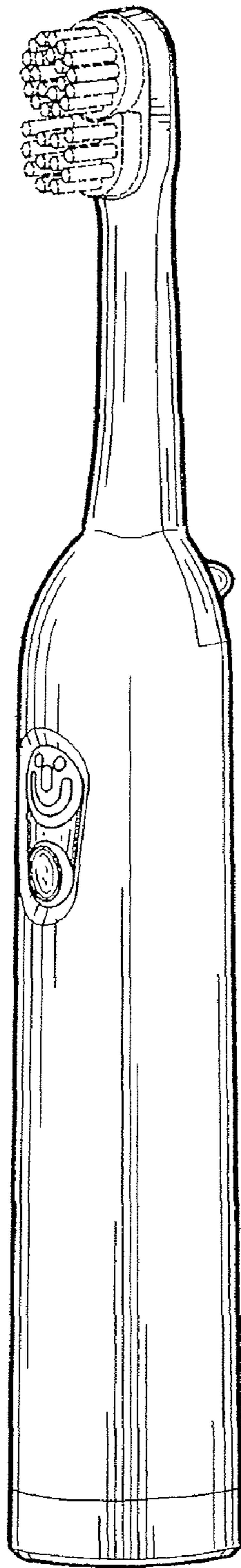


FIG. 1

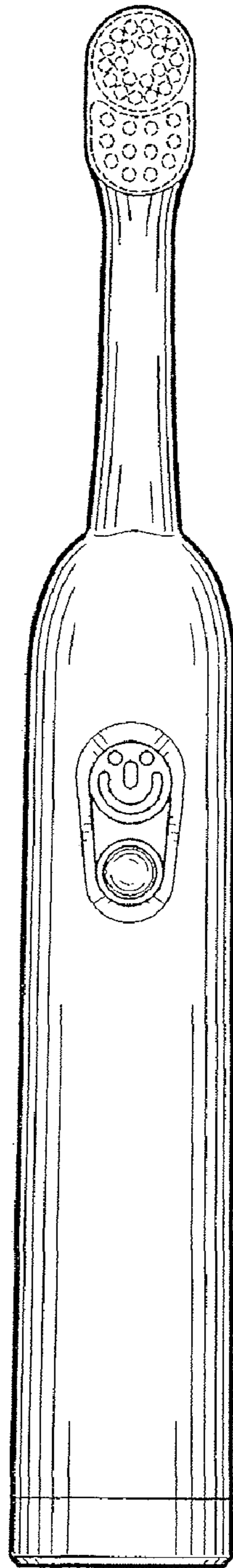


FIG. 2




FIG. 3

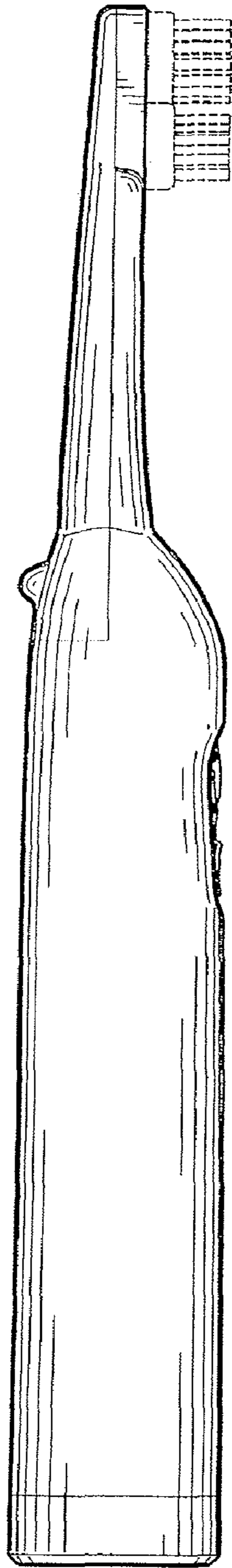


FIG.4




FIG.5

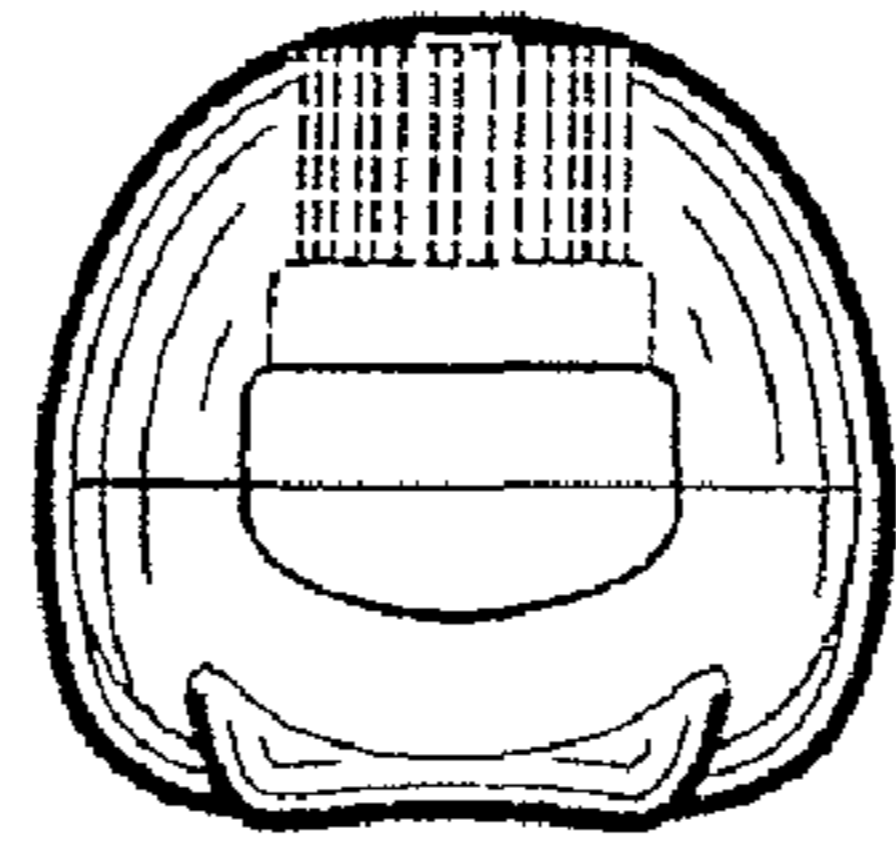


FIG.6