



US00D649784S

(12) **United States Design Patent**
Terrell

(10) **Patent No.:** **US D649,784 S**

(45) **Date of Patent:** **** Dec. 6, 2011**

(54) **SHOE BAG**

(76) Inventor: **Amy Suzanne Terrell**, Sandy Springs,
GA (US)

(**) Term: **14 Years**

(21) Appl. No.: **29/373,197**

(22) Filed: **Mar. 14, 2011**

Related U.S. Application Data

(63) Continuation-in-part of application No. 29/349,290,
filed on Mar. 23, 2010, now Pat. No. Des. 634,931.

(51) **LOC (9) Cl.** **03-01**

(52) **U.S. Cl.** **D3/289**

(58) **Field of Classification Search** D3/201,
D3/205, 232, 233, 240, 241, 243, 246, 252,
D3/254, 255, 261, 269, 273, 276, 283, 298,
D3/290, 300, 303, 315, 317, 901; D9/702,
D9/703, 705, 711; 150/106, 107, 13 F, 103,
150/108; 206/278, 286, 287, 749; 383/6,
383/25, 26, 38, 39, 61.3, 86, 95, 97

See application file for complete search history.

(56) **References Cited**

U.S. PATENT DOCUMENTS

1,997,637	A *	4/1935	Gebelein	383/25
2,117,989	A *	5/1938	Ryan	150/106
D125,508	S *	2/1941	Pichel	D3/246
D151,040	S *	9/1948	Graham	D3/243
D151,656	S *	11/1948	Rath	D3/243
D154,485	S *	7/1949	Hochner	D3/246
3,363,292	A *	1/1968	Reiter	24/265 R
D223,222	S *	3/1972	Christen, Jr.	D3/289
4,111,813	A *	9/1978	Preus	210/282
D253,858	S *	1/1980	Scheller	D3/243
D259,677	S *	6/1981	Rosenow	D3/289
D372,795	S *	8/1996	Swinford et al.	D3/243
D377,415	S *	1/1997	Jacobs et al.	D3/206
D419,292	S *	1/2000	Barre	D3/233
D425,698	S *	5/2000	Paul et al.	D3/217
D433,795	S *	11/2000	Bagaria	D3/201
D434,219	S *	11/2000	Haapala	D3/246
D435,720	S *	1/2001	Perthou	D3/205

D442,362	S *	5/2001	Pontious	D3/205
D468,096	S *	1/2003	Staples	D3/233
D504,230	S *	4/2005	Thomas	D3/290
D530,082	S *	10/2006	Sweeney	D3/246
7,160,028	B1 *	1/2007	Linday	383/4
D543,449	S *	5/2007	Zakaria	D3/289
D547,059	S *	7/2007	Keller	D3/233
D547,063	S *	7/2007	Soetardjo et al.	D3/269
D572,005	S *	7/2008	Castiglioni	D3/246
D575,954	S *	9/2008	Gerbi	D3/232
D582,664	S *	12/2008	Degliobizzi	D3/232
D626,331	S *	11/2010	Guyon et al.	D3/243
D633,293	S *	3/2011	Krakoff	D3/232
2011/0073502	A1 *	3/2011	Greene et al.	206/292

* cited by examiner

Primary Examiner — Karen E Eldridge Powers

(74) *Attorney, Agent, or Firm* — Rodgers & Rodgers

(57) **CLAIM**

The ornamental design for a shoe bag, as shown and described.

DESCRIPTION

FIG. 1 is a perspective view of a shoe bag showing my new design;

FIG. 2 is a left-side elevational view thereof;

FIG. 3 is a top plan view thereof;

FIG. 4 is a front elevational view thereof;

FIG. 5 is a rear elevational view thereof;

FIG. 6 is a bottom plan view thereof;

FIG. 7 is a right-side elevational view thereof;

FIG. 8 is a perspective view of a second embodiment of FIG. 1;

FIG. 9 is a bottom plan view thereof;

FIG. 10 is a front elevational view thereof;

FIG. 11 is a left-side elevational view thereof;

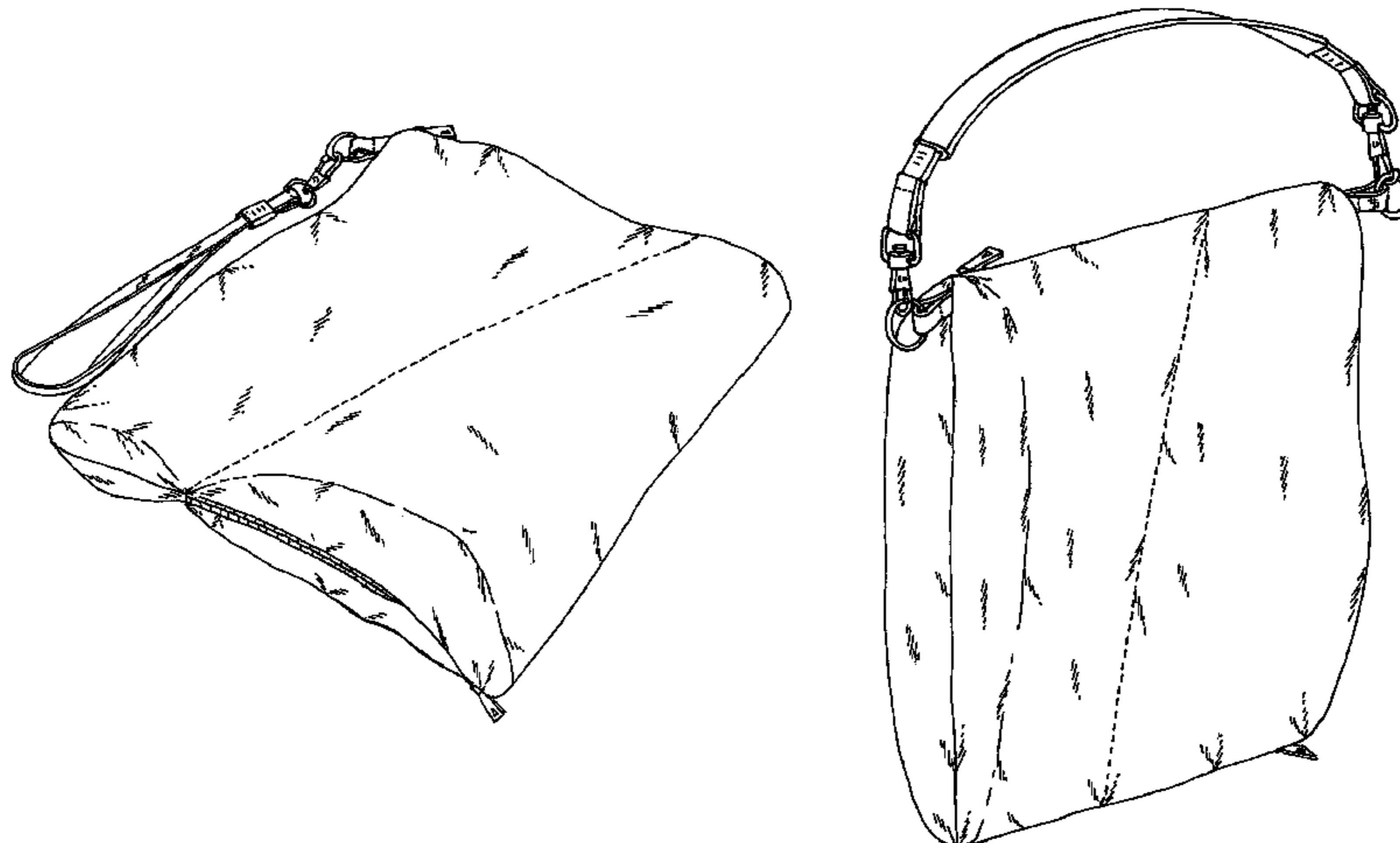
FIG. 12 is a right-side elevational view thereof;

FIG. 13 is rear elevational view thereof; and,

FIG. 14 is a top plan view thereof.

The broken line shown crossing the front and back surfaces of the shoe bag is stitching and forms a part of the claimed design.

1 Claim, 7 Drawing Sheets



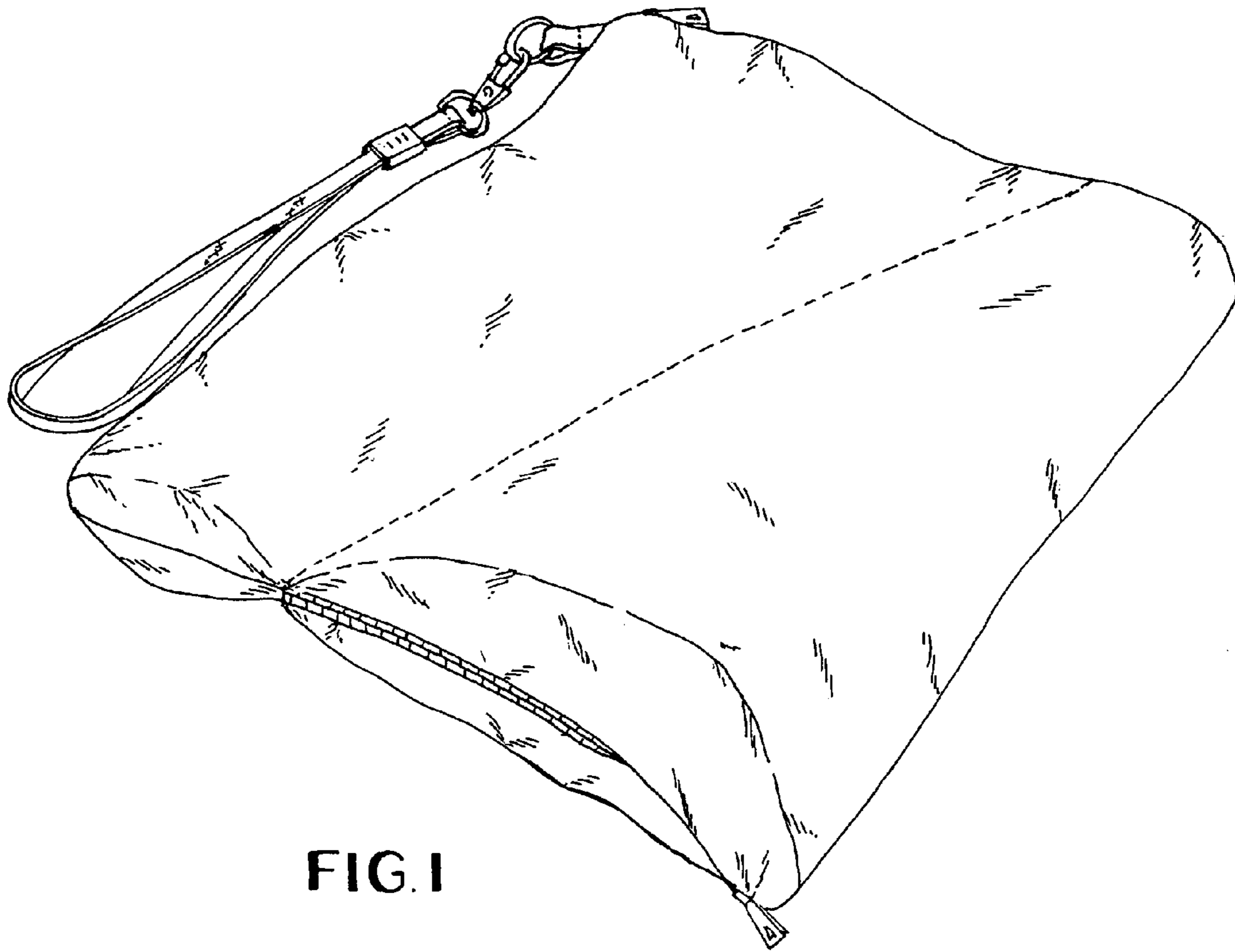


FIG. 1

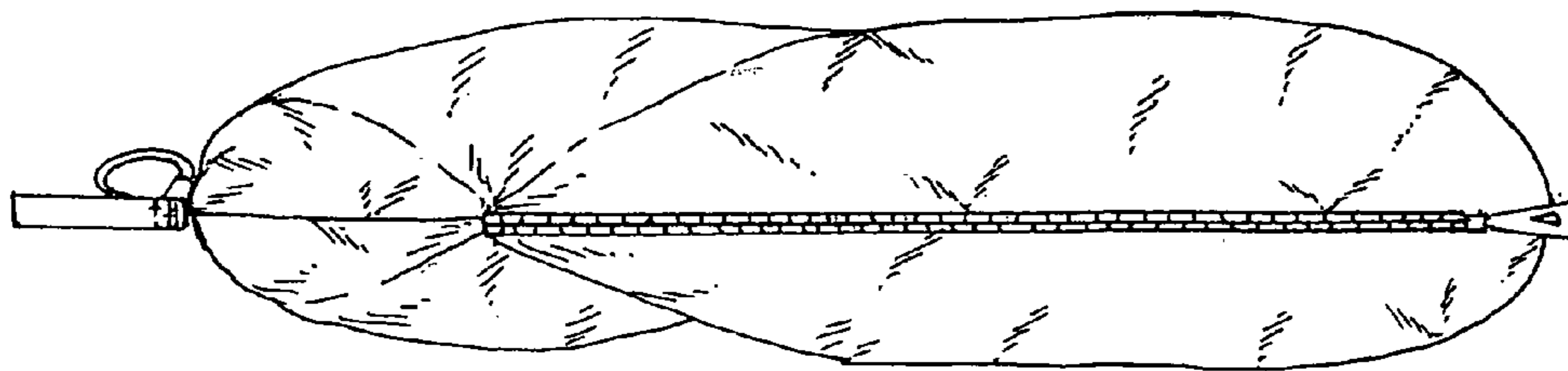


FIG. 2

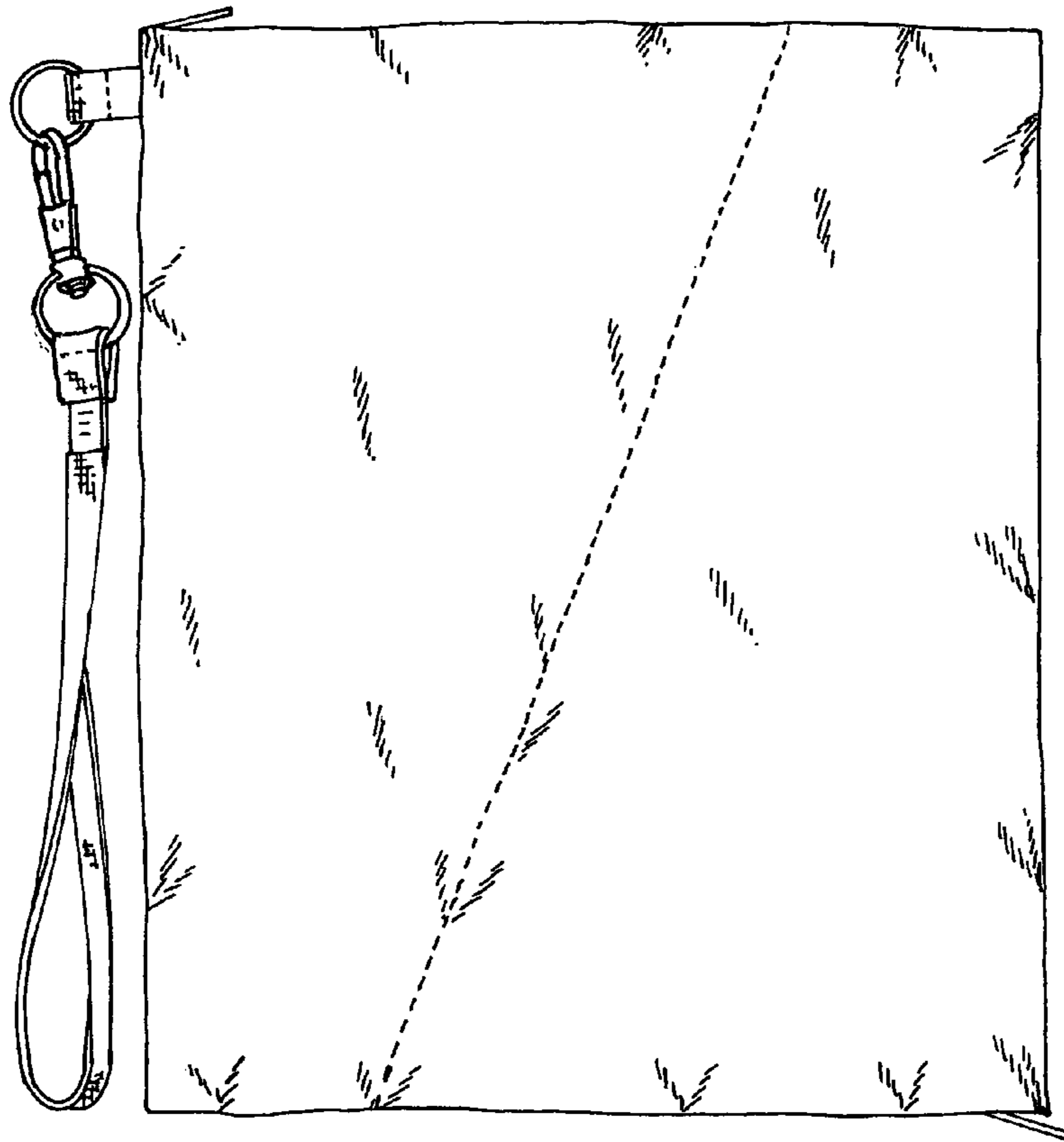


FIG. 3



FIG. 4




FIG. 5

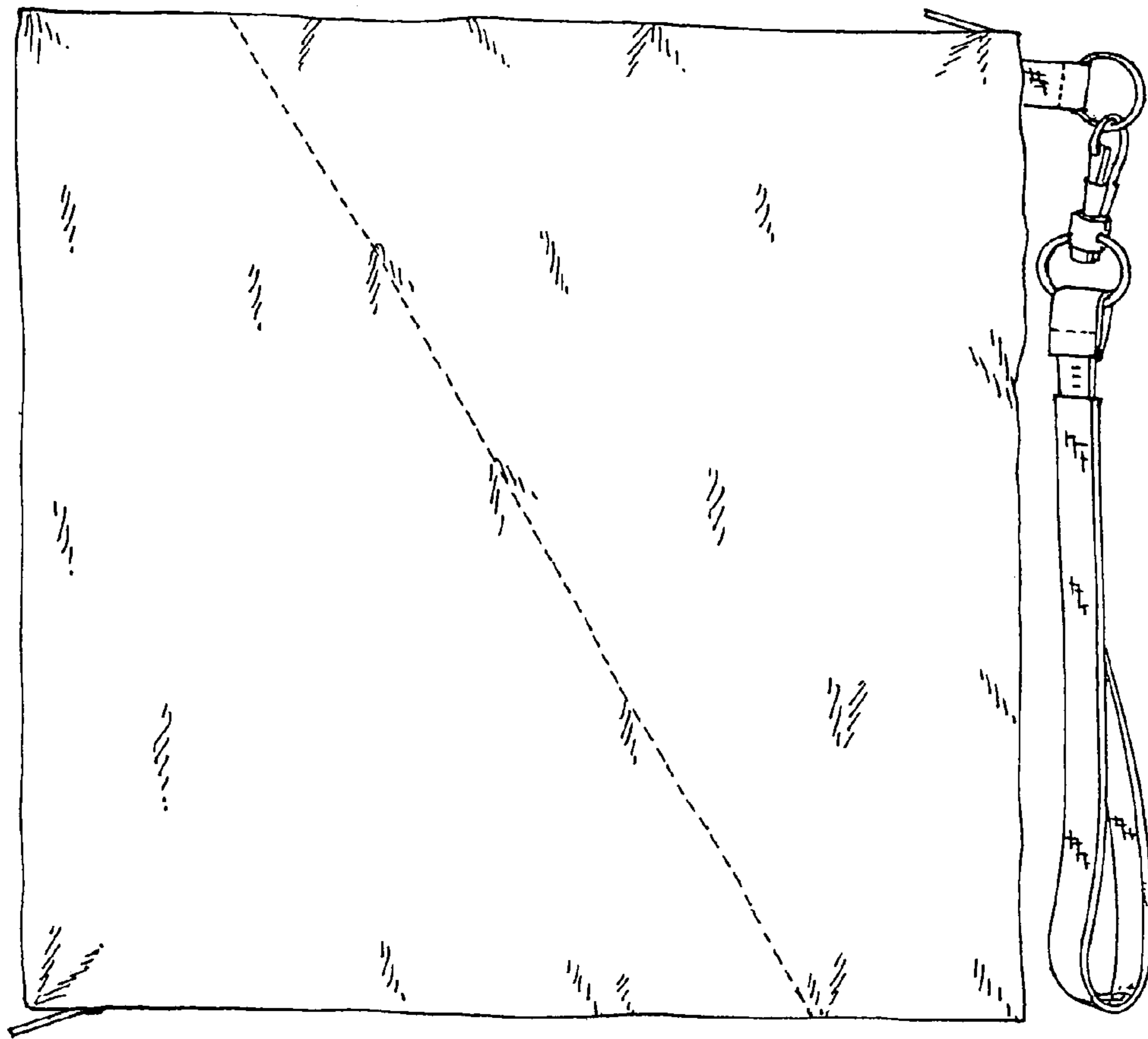


FIG. 6

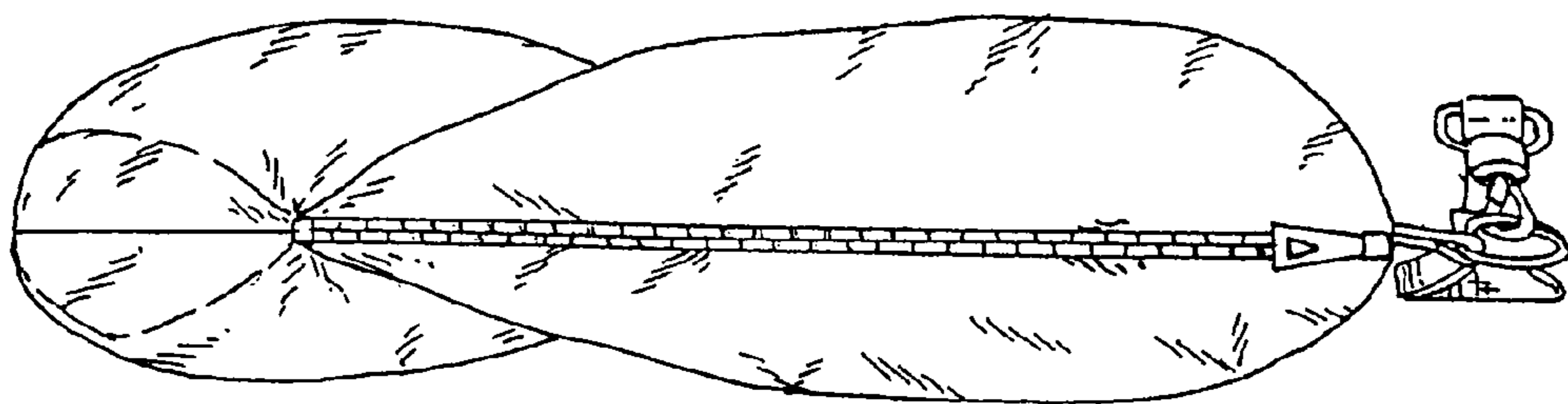


FIG. 7

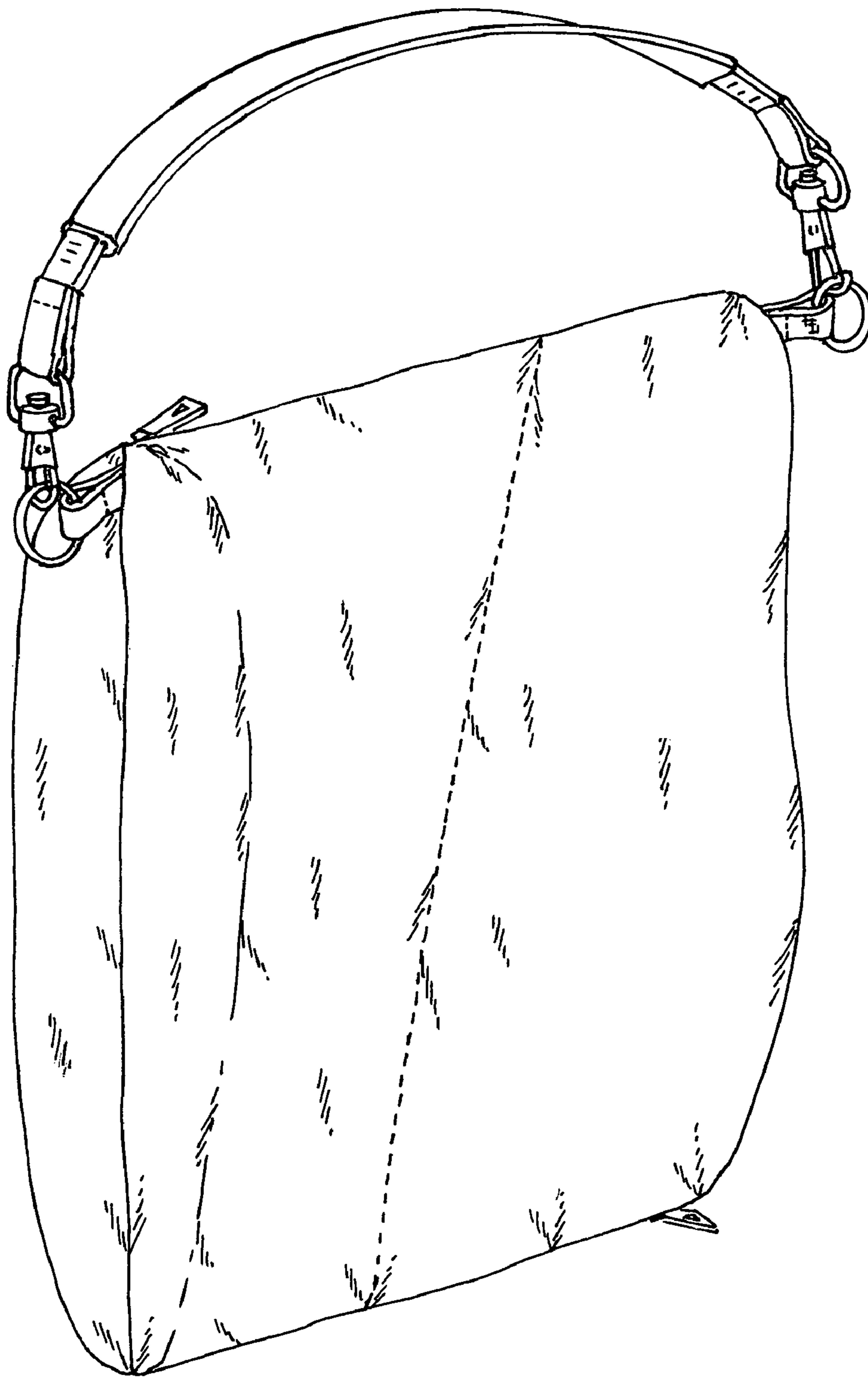


FIG. 8

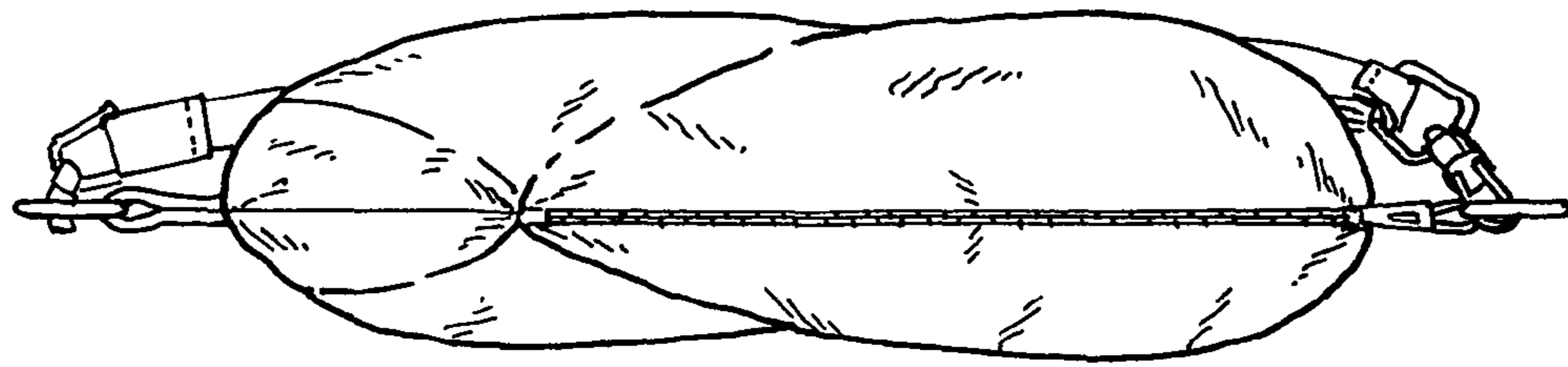


FIG. 9

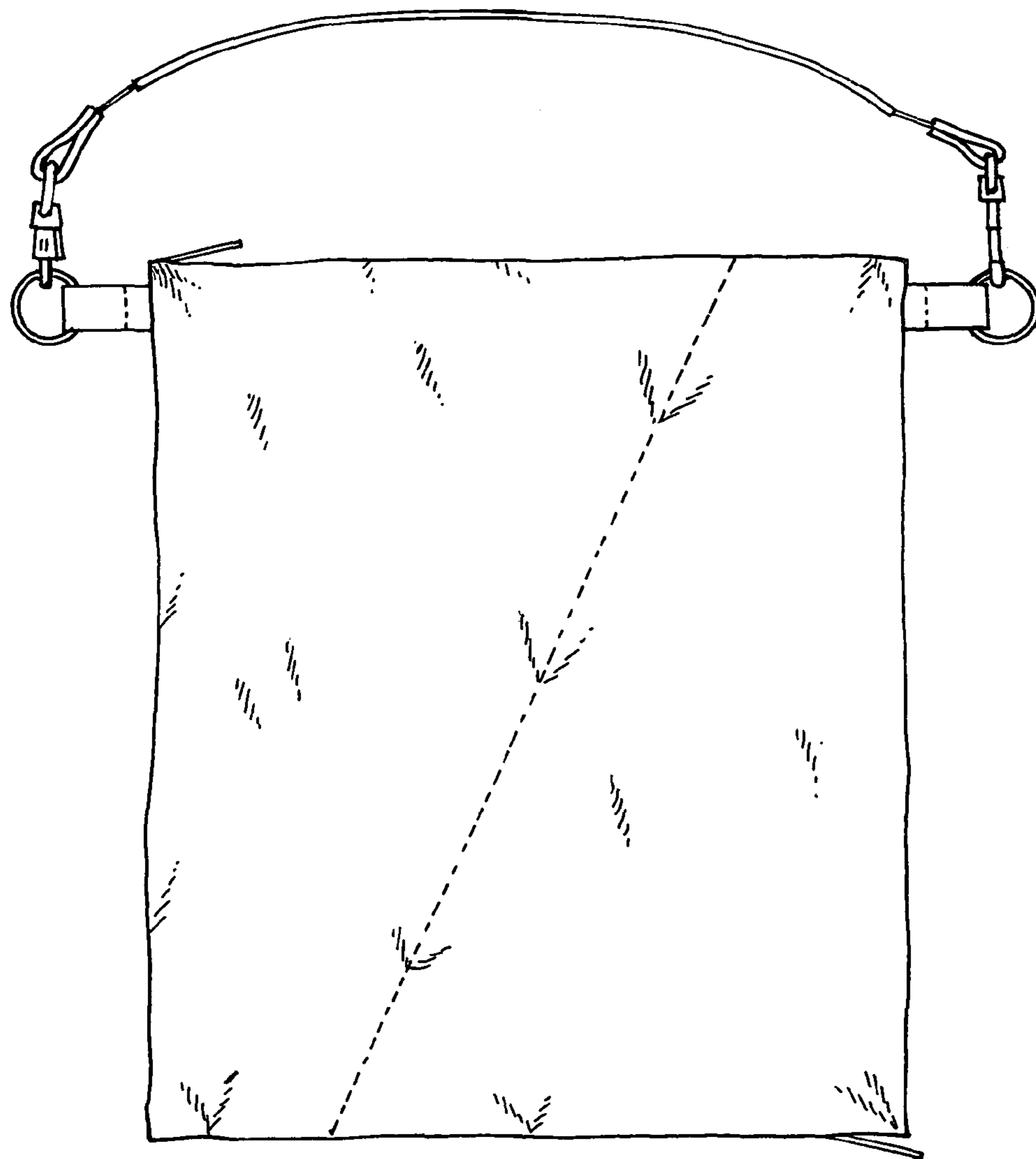


FIG. 10

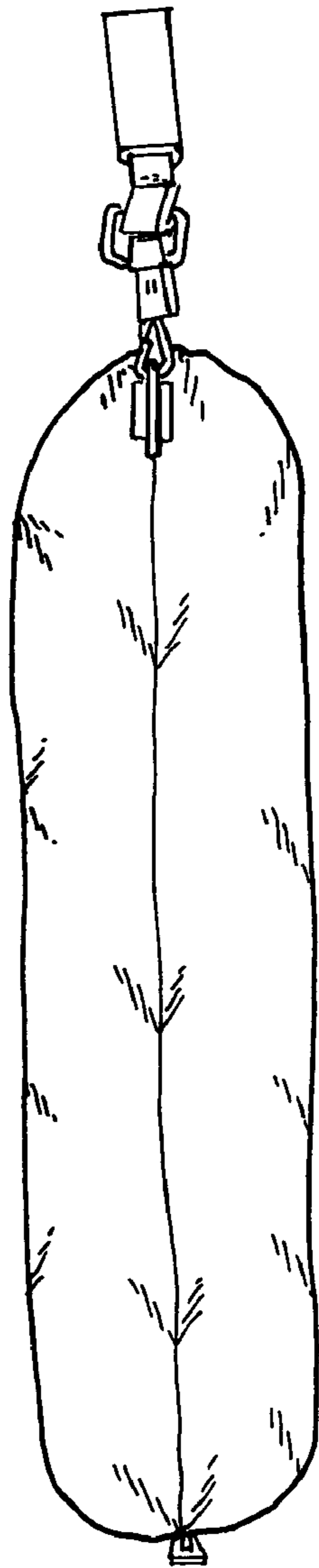


FIG. 11



FIG. 12

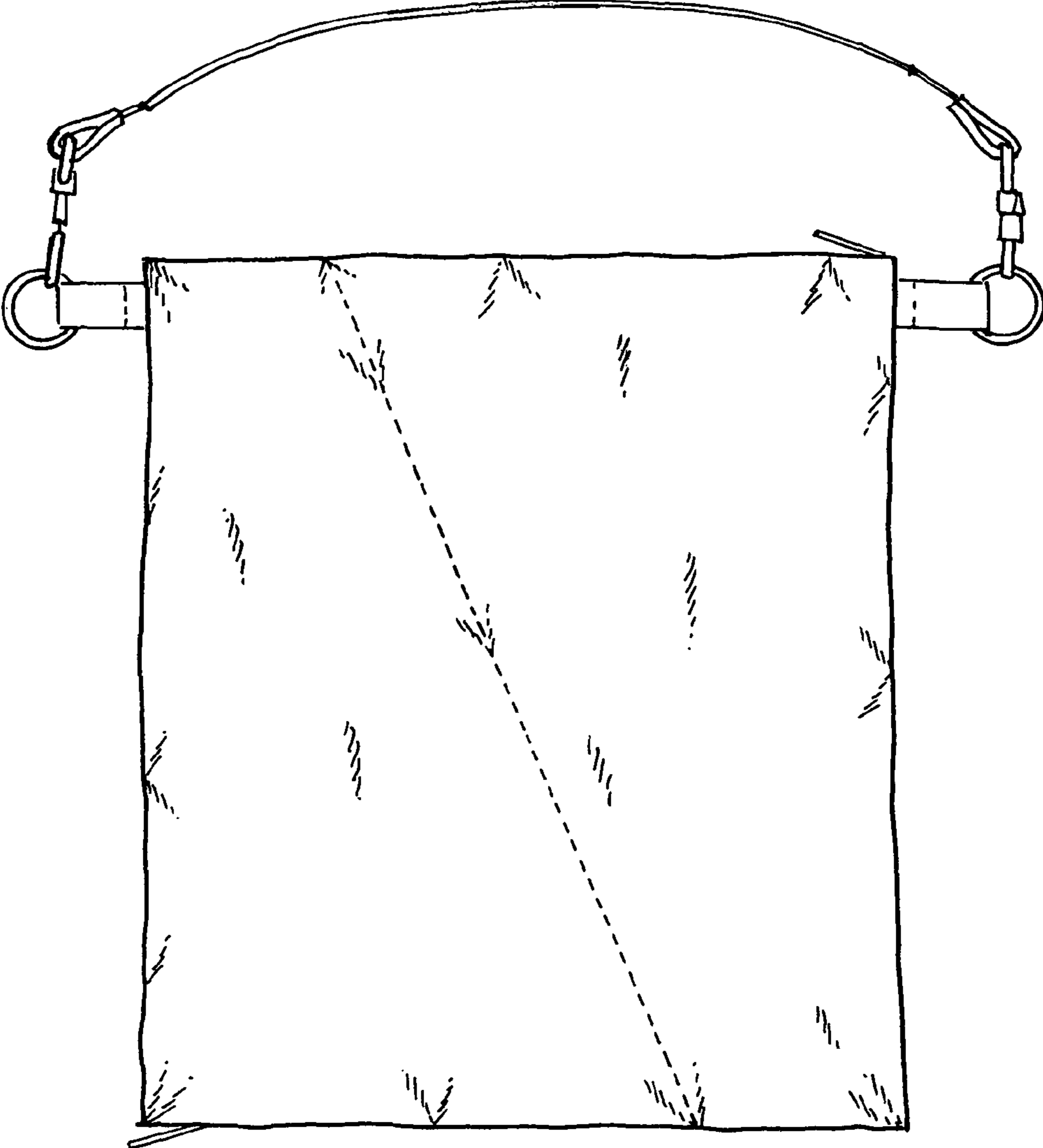


FIG. 13

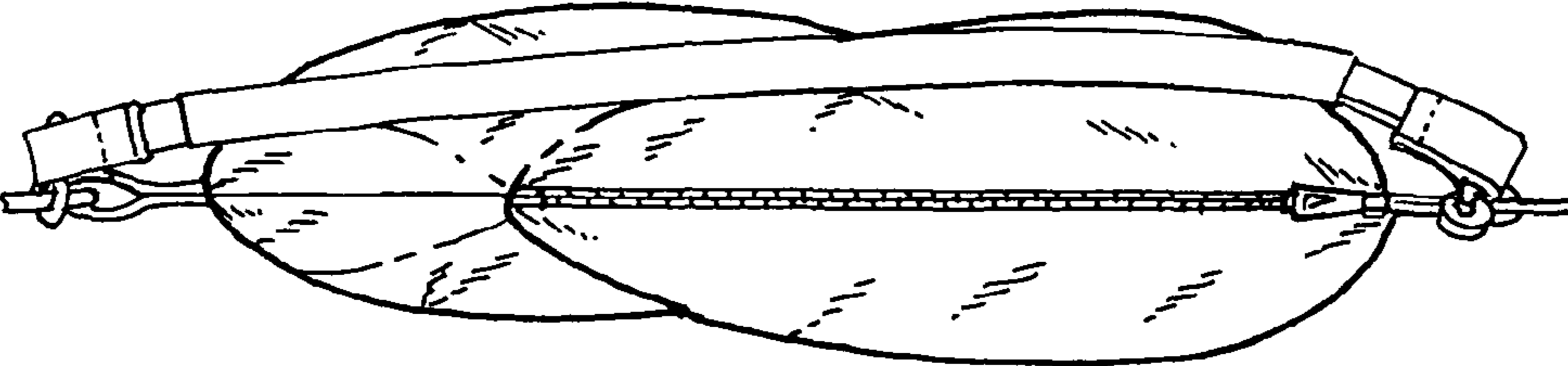


FIG. 14