



US00D649777S

(12) **United States Design Patent**
Tyybakinoja et al.

(10) **Patent No.:** **US D649,777 S**

(45) **Date of Patent:** **** Dec. 6, 2011**

(54) **SPRAY HOLSTER**

(75) Inventors: **Jarno Tyybakinoja**, Hyvinkaa (FI);
Sami Helle, Masku (FI)

(73) Assignee: **Holster Tech Finland Oy**, Lahela (FI)

(**) Term: **14 Years**

(21) Appl. No.: **29/389,699**

(22) Filed: **Apr. 15, 2011**

(51) **LOC (9) Cl.** **03-01**

(52) **U.S. Cl.** **D3/215; D3/203.1**

(58) **Field of Classification Search** D3/215,
D3/203.1, 201-205; 224/148.5, 148.7, 196,
224/246, 674, 669, 240, 683, 904, 914; 222/153.1,
222/153.11, 153.13, 183, 402.11
See application file for complete search history.

(56) **References Cited**

U.S. PATENT DOCUMENTS

5,002,214 A * 3/1991 Caranci 224/669
5,458,263 A * 10/1995 Ciammitti et al. 222/153.1
D368,364 S * 4/1996 Reitano et al. D3/215

5,531,359 A * 7/1996 Winner 222/153.11
5,570,817 A * 11/1996 Anderson et al. 222/153.11
D631,648 S * 2/2011 Pullin D3/203.1
D644,424 S * 9/2011 Paboojian et al. D3/203.1

* cited by examiner

Primary Examiner — Catheri Oliver

(74) *Attorney, Agent, or Firm* — Fildes & Outland, P.C.

(57) **CLAIM**

The ornamental design for a spray holster, as shown and described.

DESCRIPTION

FIG. 1 is a top plan view of a spray holster with cap closed embodying our new design;

FIG. 2 is a top plan view of the spray holster with cap opened;

FIG. 3 is a side view of the spray holster with cap opened;

FIG. 4 is a side view of the other side of the spray holster with cap opened;

FIG. 5 is a front perspective view of the spray holster thereof with cap opened; and,

FIG. 6 is a rear perspective view of the spray holster thereof with cap opened.

1 Claim, 6 Drawing Sheets




FIG. 1

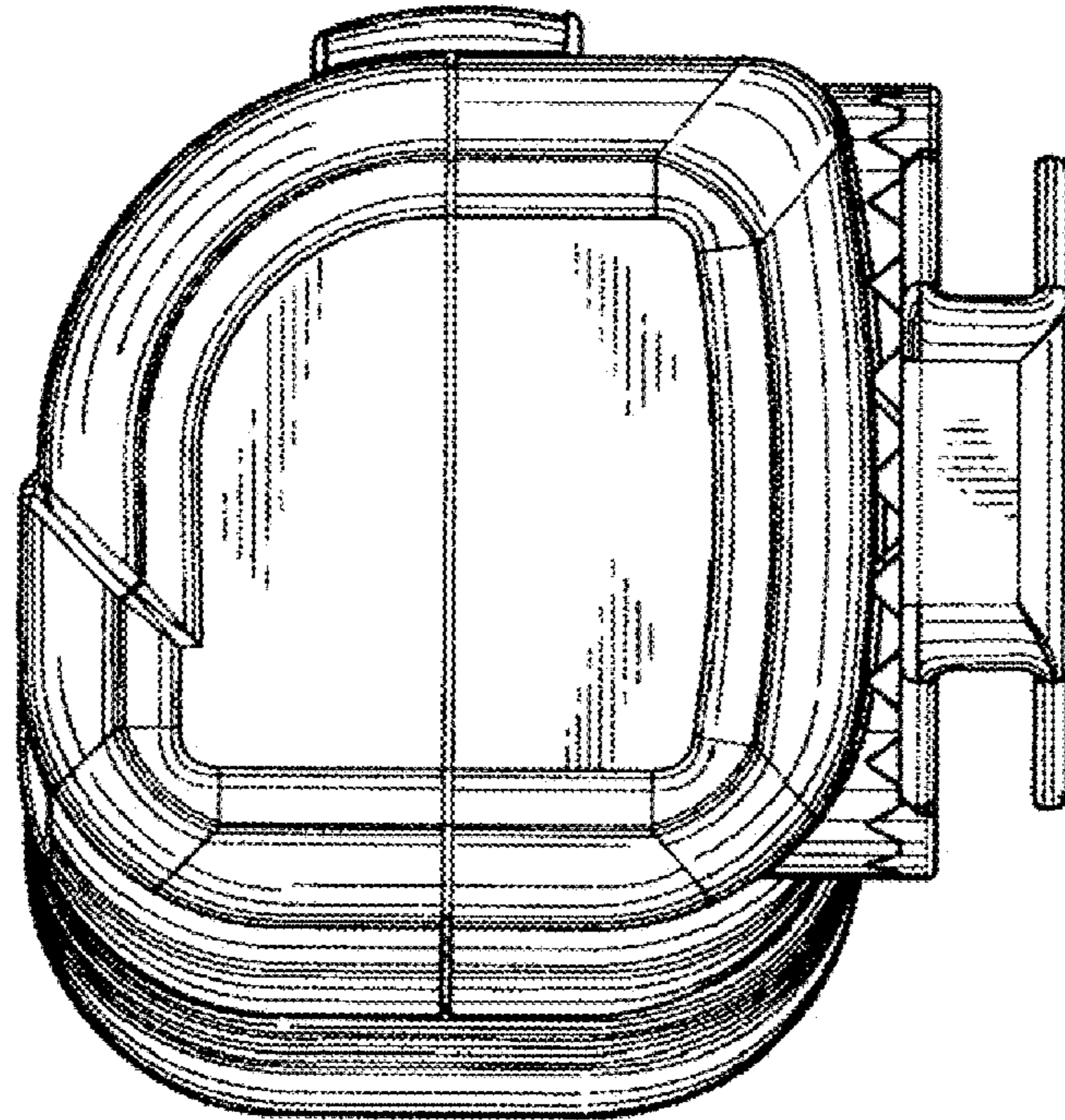


FIG. 2

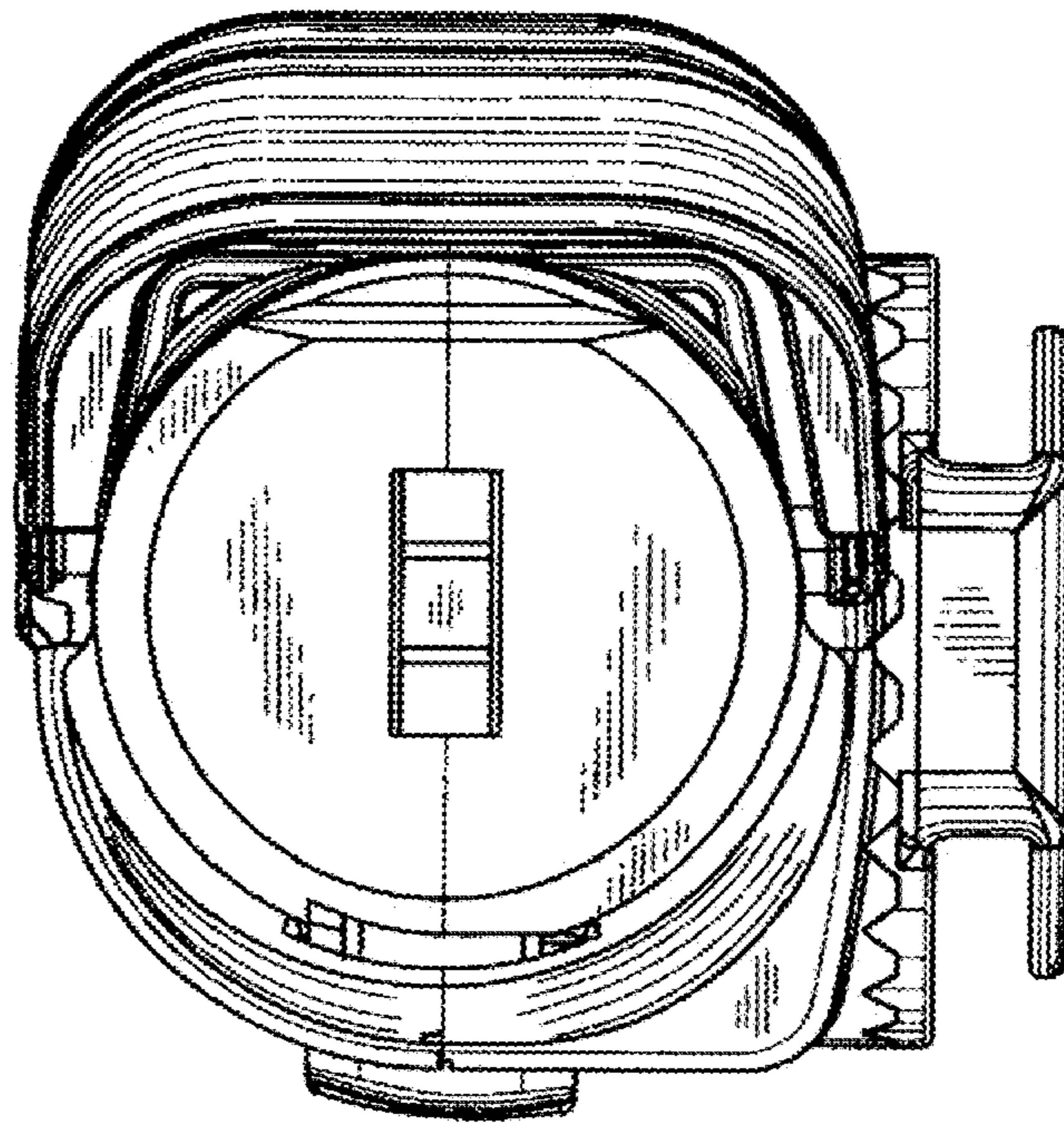


FIG. 3

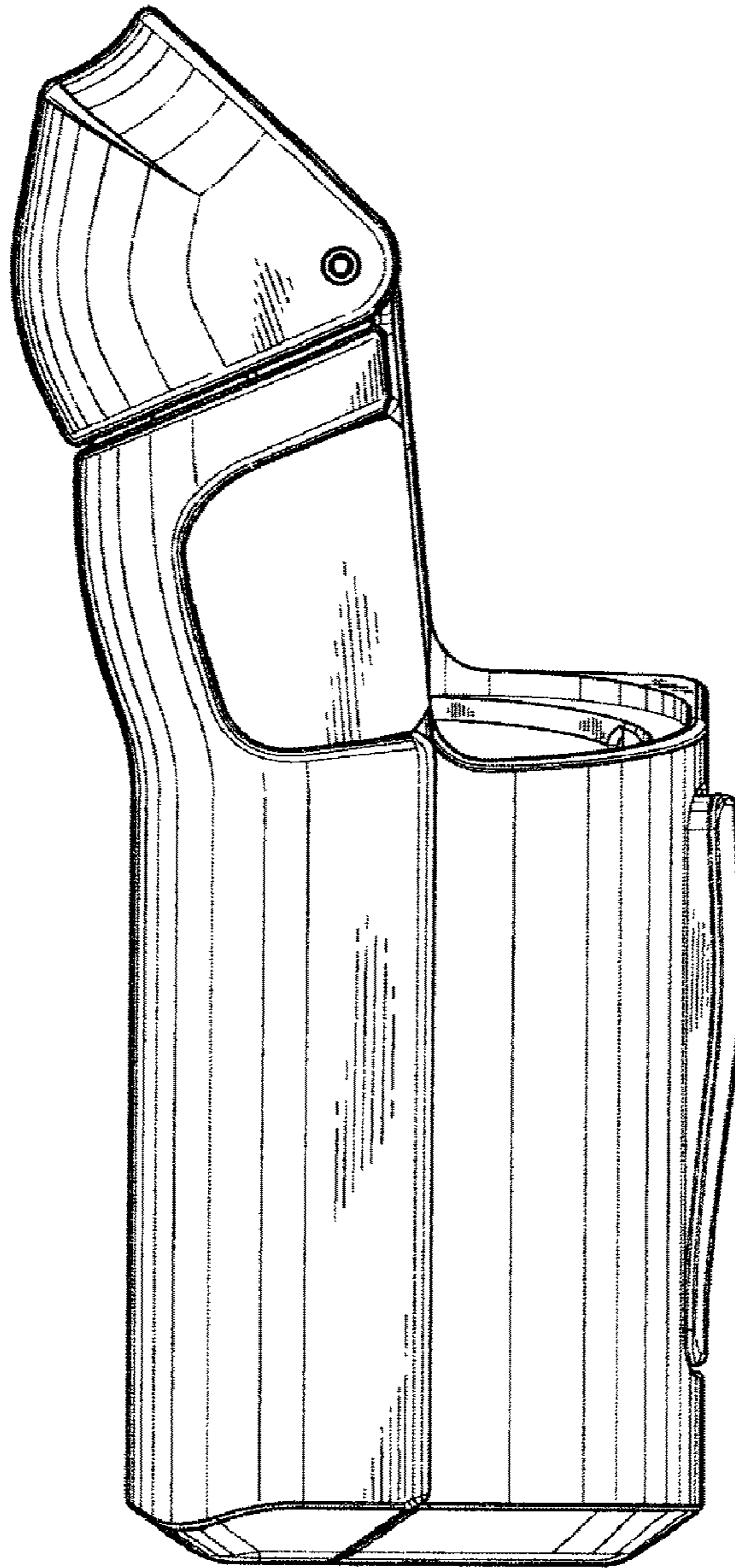


FIG. 4

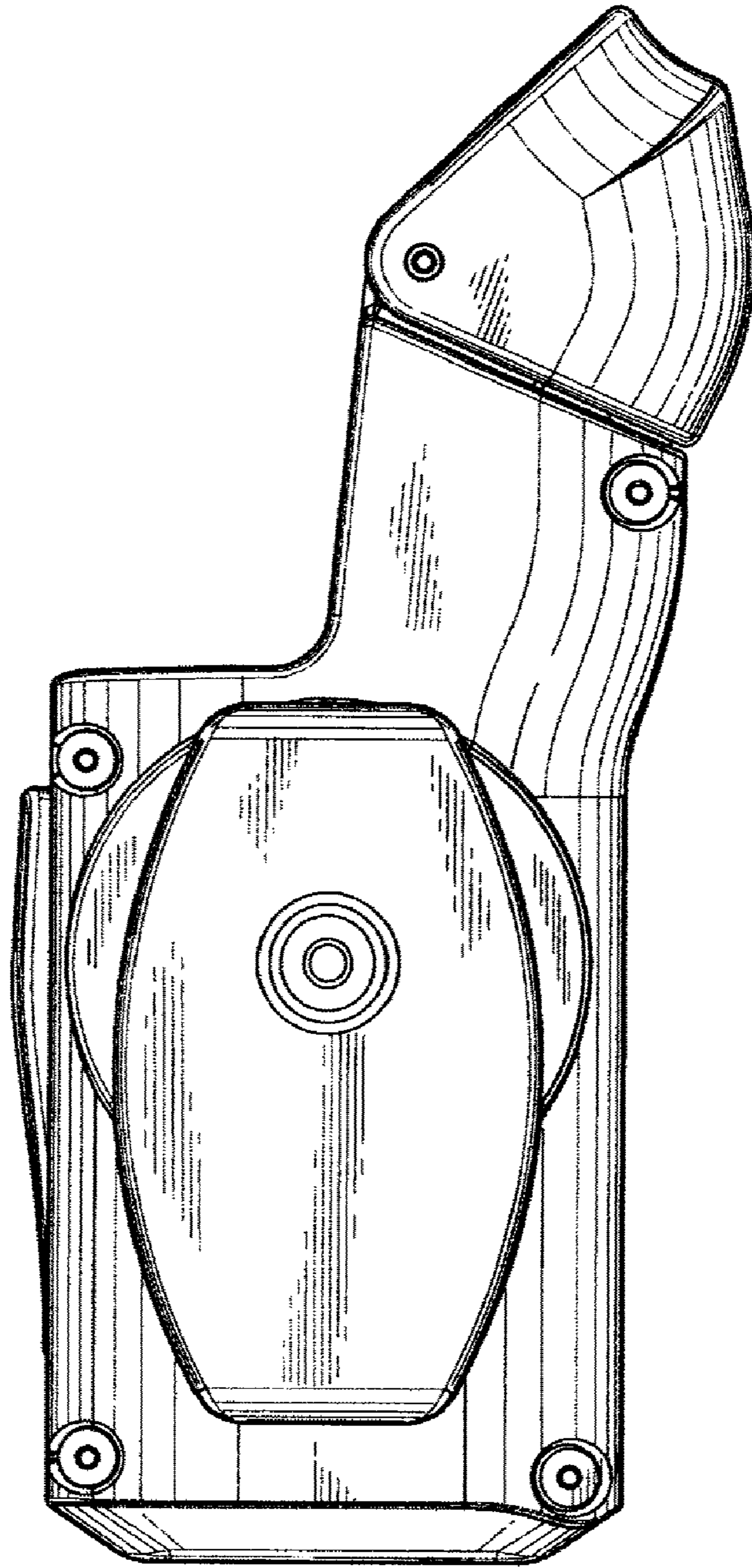


FIG. 5

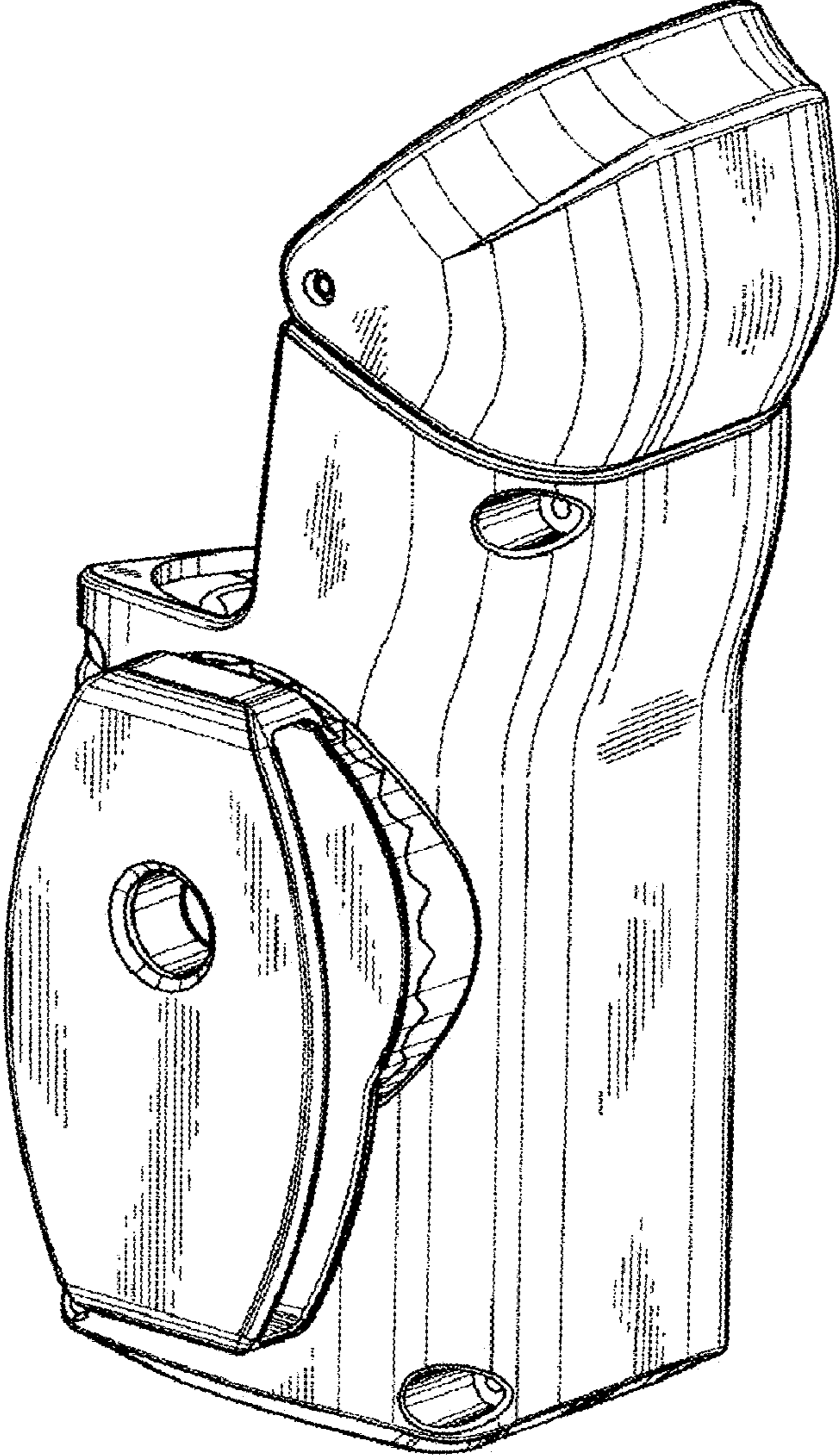


FIG. 6

