

US00D649755S

(12) **United States Design Patent**
Skovgaard

(10) **Patent No.:** **US D649,755 S**

(45) **Date of Patent:** **** *Dec. 6, 2011**

(54) **SHOE SOLE**

(76) Inventor: **Camilla Skovgaard**, London (GB)

(*) Notice: This patent is subject to a terminal disclaimer.

(**) Term: **14 Years**

(21) Appl. No.: **29/348,652**

(22) Filed: **Jan. 25, 2010**

(30) **Foreign Application Priority Data**

Jul. 25, 2009 (GB) 4011975

(51) **LOC (9) Cl.** **02-04**

(52) **U.S. Cl.** **D2/960; D2/951**

(58) **Field of Classification Search** D2/902,
D2/906, 908, 916, 918, 925, 946-962, 977;
36/3 B, 22 R, 24.5, 25 R, 28, 32 R, 34 R,
36/59 C, 67 A, 103

See application file for complete search history.

(56) **References Cited**

U.S. PATENT DOCUMENTS

293,354	A *	2/1884	Randall	36/19 R
2,710,461	A *	6/1955	Hack	36/28
D185,462	S *	6/1959	Radner	D2/957
2,930,149	A *	3/1960	Hack et al.	36/28
2,941,316	A *	6/1960	Hack	36/59 C
2,941,317	A *	6/1960	Hack	36/149
D190,162	S *	4/1961	Hubbard	D2/960
2,981,011	A *	4/1961	Lombardo	36/59 R
3,005,272	A *	10/1961	Shelare et al.	36/29
3,290,803	A *	12/1966	Spatola	36/14
3,507,059	A *	4/1970	Vietas	36/59 R
3,619,916	A *	11/1971	Frances	36/59 R
D241,586	S *	9/1976	Sebastik	D2/955

D247,334	S *	2/1978	Sasaki	D2/908
D248,796	S *	8/1978	Famolare, Jr.	D2/950
4,967,750	A *	11/1990	Cherniak	36/140
5,542,195	A *	8/1996	Sessa	36/28
D441,946	S *	5/2001	Agnew et al.	D2/960
D490,225	S *	5/2004	McClaskie	D2/960
D492,840	S *	7/2004	Hearn	D2/923
D498,576	S *	11/2004	McClaskie	D2/960
D503,028	S *	3/2005	Merceron	D2/953
7,204,044	B2 *	4/2007	Hoffer et al.	36/116
D559,508	S *	1/2008	Cintron et al.	D2/953
D584,887	S *	1/2009	Earle	D2/960
D586,995	S *	2/2009	Chen	D2/960
D588,790	S *	3/2009	Issler	D2/952
D590,142	S *	4/2009	Issler	D2/952
D593,742	S *	6/2009	Issler	D2/960
D606,292	S *	12/2009	Ong	D2/947
D615,735	S *	5/2010	Ulmer	D2/917
D622,490	S *	8/2010	McClaskie	D2/952
D624,294	S *	9/2010	Skovgaard	D2/960

* cited by examiner

Primary Examiner — T. Chase Nelson

(74) *Attorney, Agent, or Firm* — Abelman, Frayne & Schwab

(57) **CLAIM**

The ornamental design for shoe sole, as shown and described.

DESCRIPTION

FIG. 1 is a top, right side perspective view of the shoe sole of my new design;
FIG. 2 is a front elevation view thereof;
FIG. 3 is a left side elevation view thereof, the right side being a mirror image;
FIG. 4 is a rear elevation view thereof; and,
FIG. 5 is a bottom view thereof.
No claim is made to the upper surface bounded by broken lines.

1 Claim, 3 Drawing Sheets

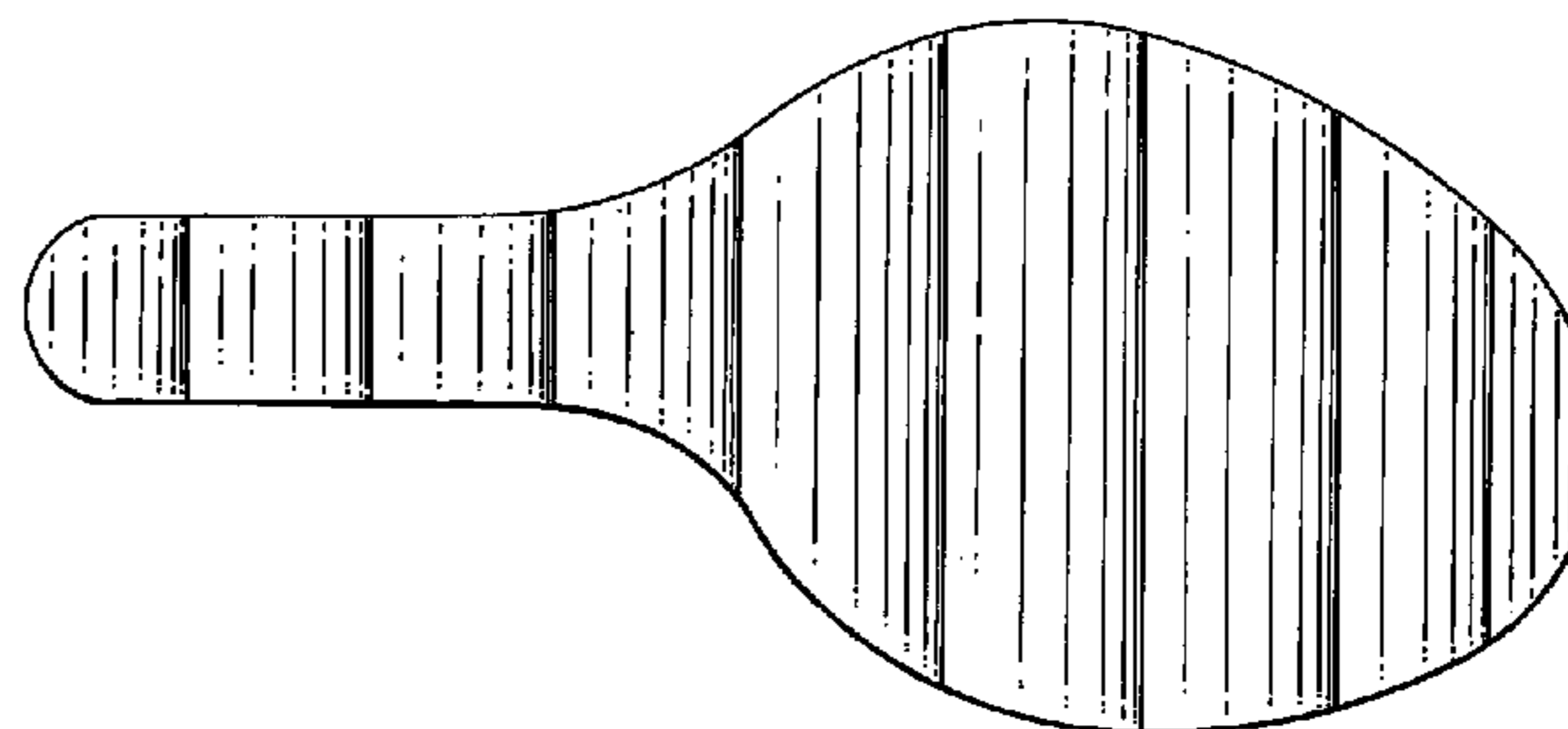


FIG. 1

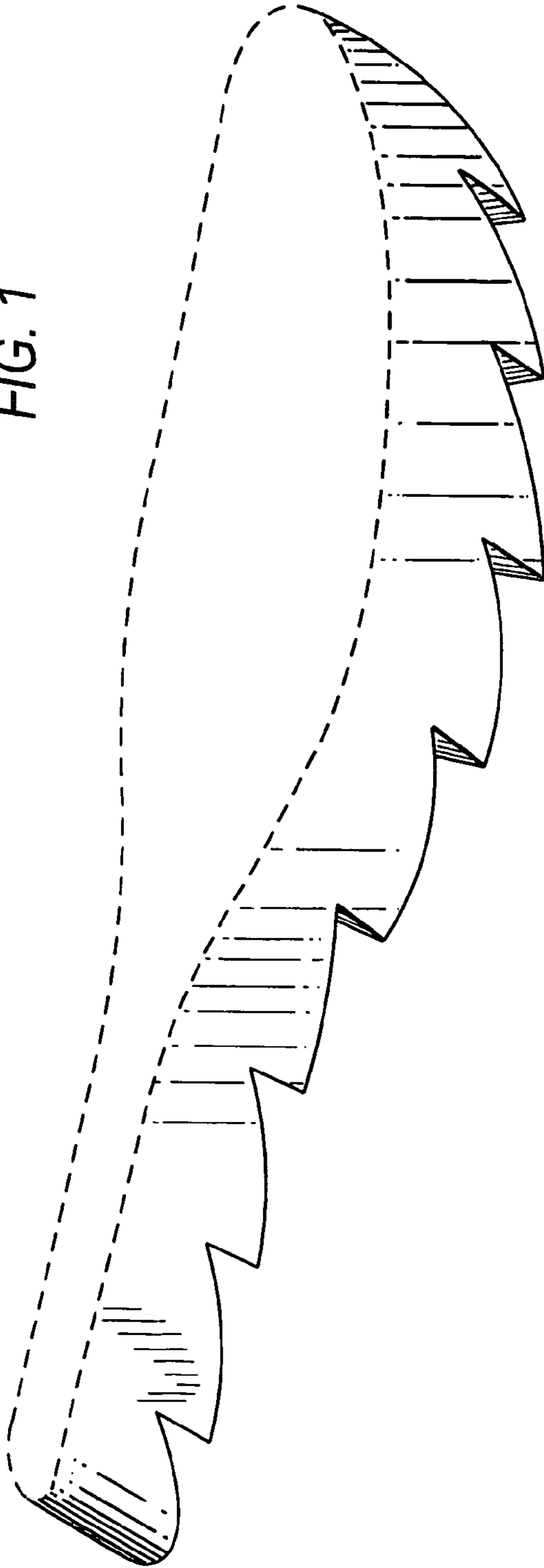


FIG. 2






FIG. 3

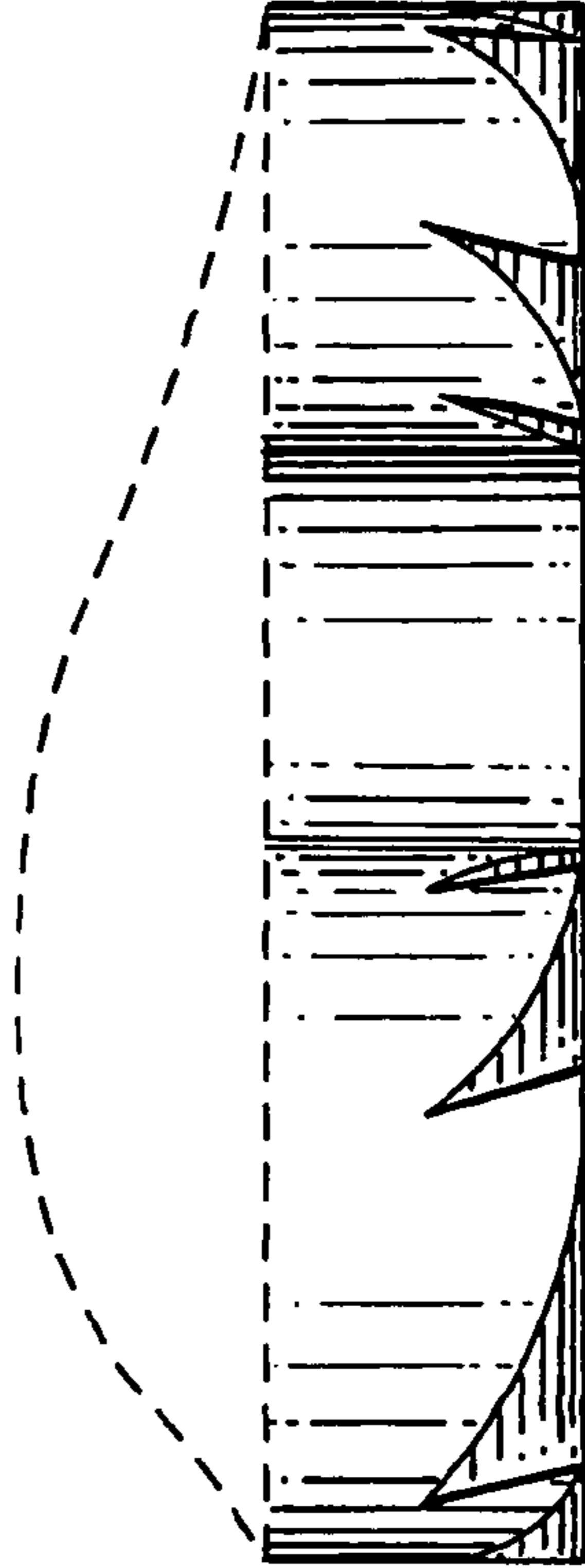


FIG. 4

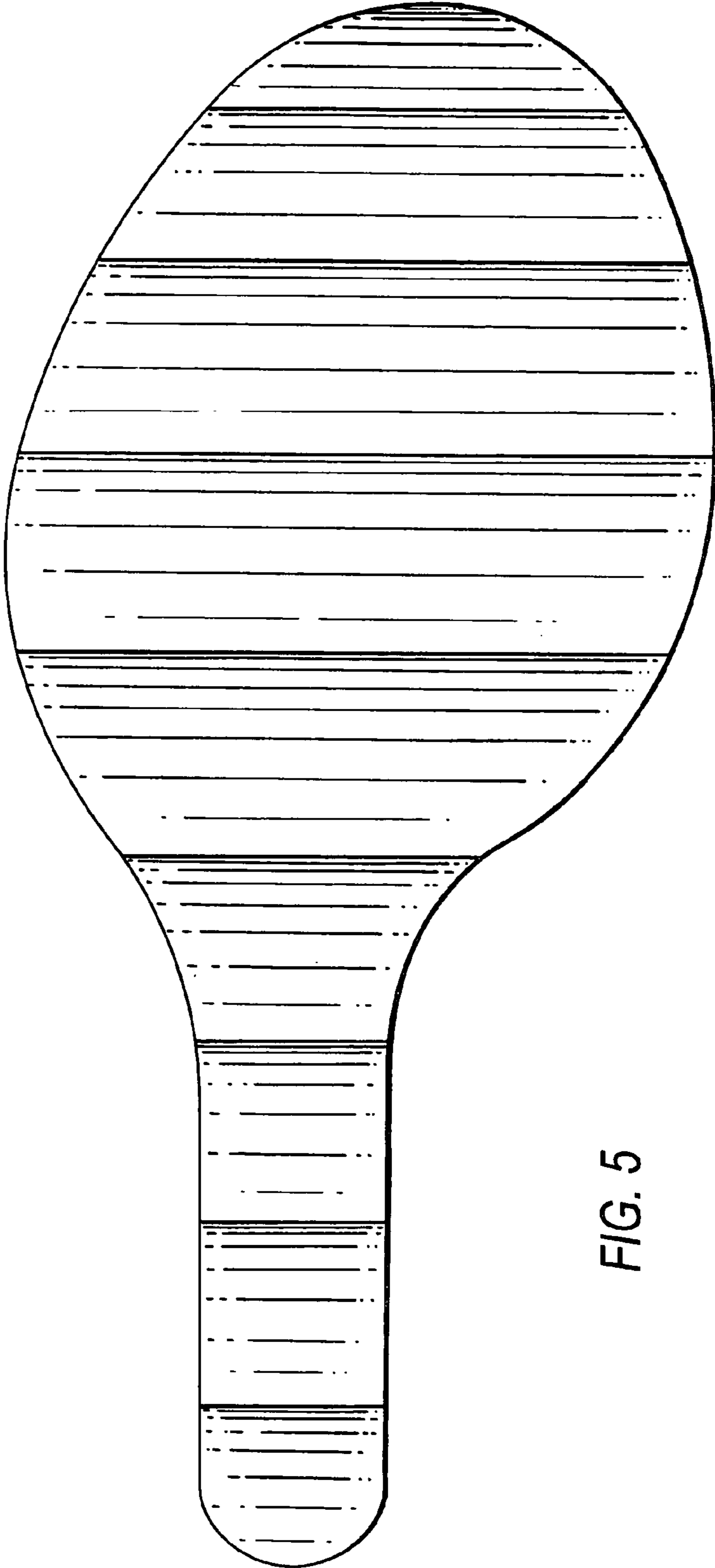


FIG. 5