

US00D649742S

(12) **United States Design Patent**
Myrick

(10) **Patent No.:** **US D649,742 S**

(45) **Date of Patent:** **** Dec. 6, 2011**

(54) **NECK WARMER**

(76) Inventor: **Jerry R. Myrick**, Higginsville, MO
(US)

(**) Term: **14 Years**

(21) Appl. No.: **29/375,016**

(22) Filed: **Sep. 16, 2010**

(51) **LOC (9) Cl.** **02-05**

(52) **U.S. Cl.** **D2/502**

(58) **Field of Classification Search** D2/500,
D2/501, 502, 503, 504, 505, 506, 507, 508,
D2/600, 602, 605, 609; D24/191, 206; D30/152;
2/9, 91, 127, 144, 149, 206, 207, 458
See application file for complete search history.

(56) **References Cited**

U.S. PATENT DOCUMENTS

1,936,045	A *	11/1933	Bachrach	2/91
2,510,720	A *	6/1950	Siegel	2/91
3,088,119	A *	5/1963	Grant	2/207
D232,498	S *	8/1974	Cianciolo	D2/502
4,641,380	A *	2/1987	Epstein	2/209.11
4,654,897	A *	4/1987	Rosaen	2/207
D298,458	S *	11/1988	Margolin et al.	D24/206
D380,586	S *	7/1997	Burthey, III	D2/605
D387,186	S *	12/1997	Drone	D2/501
D398,136	S *	9/1998	Samelian	D2/600
D407,474	S *	3/1999	Sage et al.	D23/332
D448,540	S *	10/2001	Smith	D2/502
D474,574	S *	5/2003	Easlick	D2/600
D475,140	S *	5/2003	Anderson	D24/191

D510,652	S *	10/2005	Edwards	D2/600
7,028,345	B2 *	4/2006	Waldman	2/468
D531,385	S *	11/2006	Lund	D2/500
7,131,466	B2 *	11/2006	Speich et al.	139/420 A
D551,771	S *	9/2007	Holm et al.	D24/189
D569,079	S *	5/2008	Whong	D2/502
D602,228	S *	10/2009	Pritchett	D2/502
D608,977	S *	2/2010	Ruiz et al.	D2/600
2006/0085881	A1 *	4/2006	Gellis et al.	2/9
2006/0137072	A1 *	6/2006	Visco et al.	2/127
2009/0276938	A1 *	11/2009	Chiang	2/206
2010/0107301	A1 *	5/2010	Gallo	2/91

* cited by examiner

Primary Examiner — Karen E Eldridge Powers

(74) *Attorney, Agent, or Firm* — Intellectual Property Center, LLC; Arthur K Shaffer



(57) **CLAIM**

The ornamental design for a neck warmer, as shown and described.

DESCRIPTION

FIG. 1 is a top plan view of a neck warmer in accordance with the present invention;
FIG. 2 is a bottom plan view of the neck warmer of FIG. 1; and,
FIG. 3 is a side perspective view of the neck warmer of FIG. 1 in a wrapped configuration.
Portions of FIGS. 1-3 are shown in dashed lines for illustrative purposes only and form no part of the claimed design.

1 Claim, 2 Drawing Sheets






FIG. 1

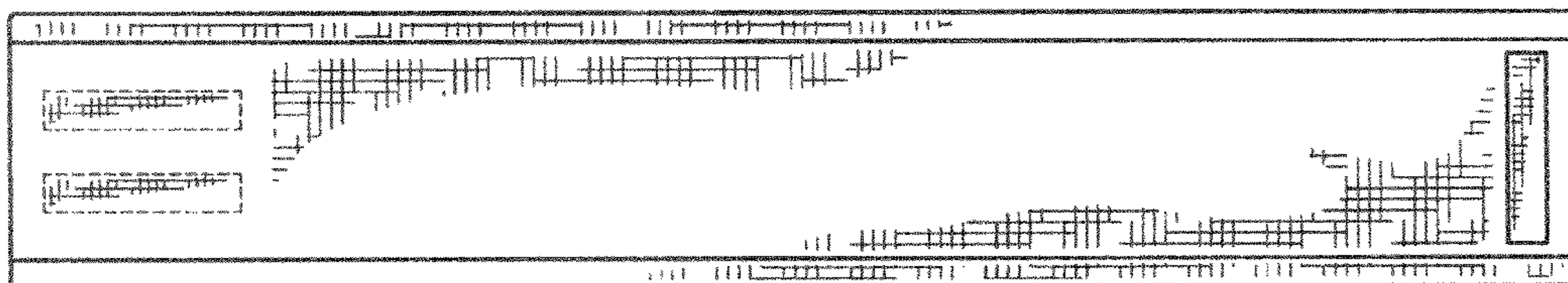


FIG. 2

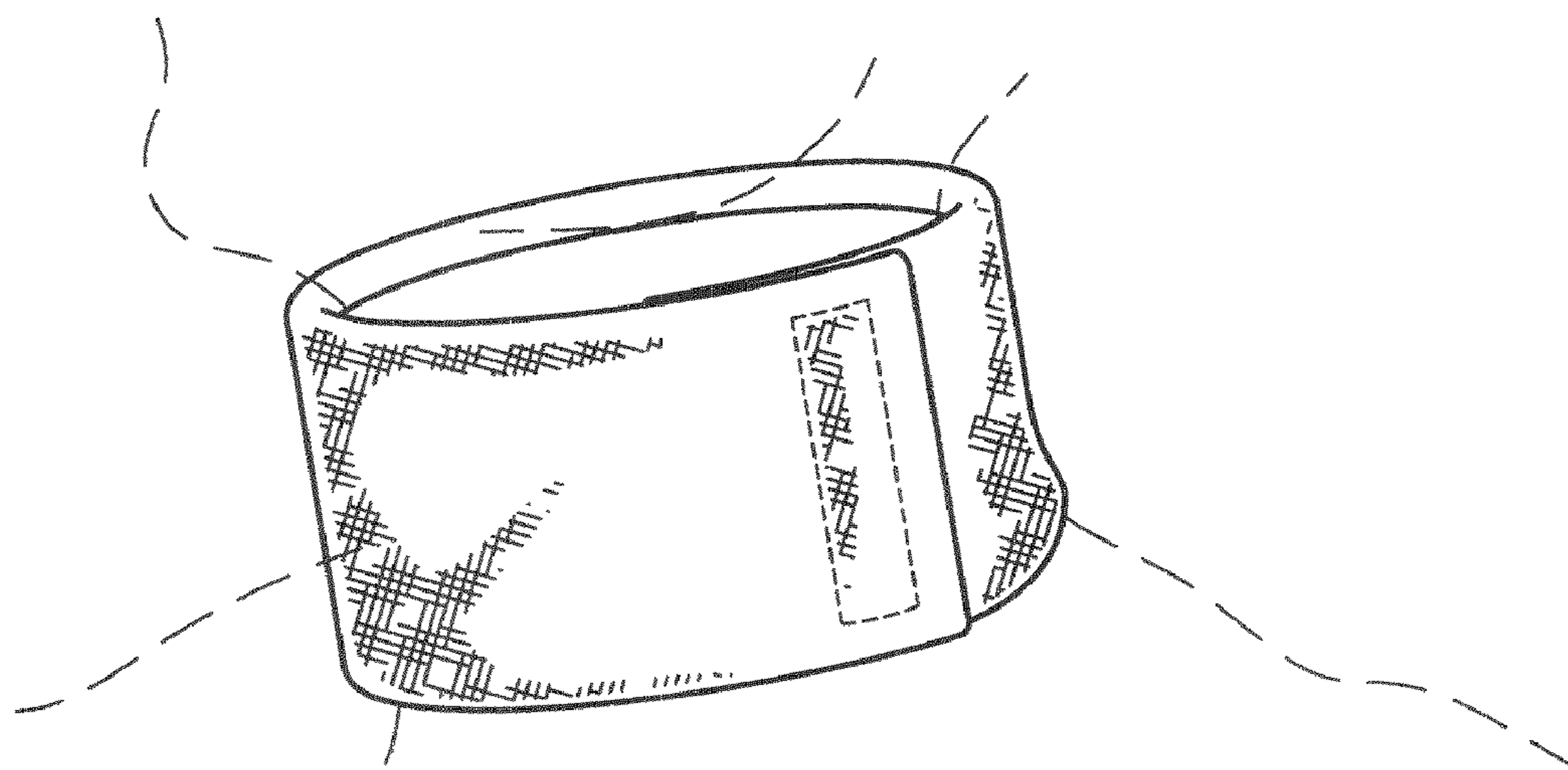


FIG. 3