

US00D649717S

(12) **United States Design Patent**  
**Chorne**

(10) **Patent No.:** **US D649,717 S**

(45) **Date of Patent:** **\*\* Nov. 29, 2011**

(54) **ZIPPER-ATTACHED SPORTS GLOVE**

(76) Inventor: **Robert Chorne**, Freeport, NY (US)

(\*\*) Term: **14 Years**

(21) Appl. No.: **29/372,157**

(22) Filed: **Oct. 25, 2010**

(51) **LOC (9) Cl.** ..... **02-06**

(52) **U.S. Cl.** ..... **D29/117.1**

(58) **Field of Classification Search** ..... D2/610,  
D2/616, 617, 618, 619, 620, 621, 623; D24/190;  
D29/113, 114, 116.2, 117.1, 117.2, 122, 123;  
D32/40, 41, 42, 43; D28/63; 2/16, 20, 21,  
2/159, 161.1, 161.2, 161.3, 161.4, 161.5,  
2/161.6, 161.7, 161.8, 162, 170  
See application file for complete search history.

(56) **References Cited**

**U.S. PATENT DOCUMENTS**

1,507,153	A *	9/1924	Binns	.....	2/159
1,786,227	A *	12/1930	Bruggeman	.....	2/159
2,118,463	A *	5/1938	Eden	.....	2/163
2,141,739	A *	12/1938	Burke	.....	2/158
2,299,118	A *	10/1942	Wheeler	.....	2/159
2,393,171	A *	1/1946	Krupp	.....	2/166
2,488,416	A *	11/1949	Kurz	.....	2/169
2,653,601	A *	9/1953	Morrison	.....	602/62

4,654,895	A *	4/1987	Peters	.....	2/161.1
4,768,234	A *	9/1988	Yamamoto	.....	2/16
D301,285	S *	5/1989	Zuckerwar	.....	D29/116.2
5,432,991	A *	7/1995	Godleski	.....	29/460
5,956,770	A *	9/1999	Dennis	.....	2/160
6,957,448	B2 *	10/2005	Grilliot et al.	.....	2/161.6
7,530,876	B1 *	5/2009	Wimberly	.....	446/327

\* cited by examiner

*Primary Examiner* — Karen E Eldridge Powers

(57) **CLAIM**


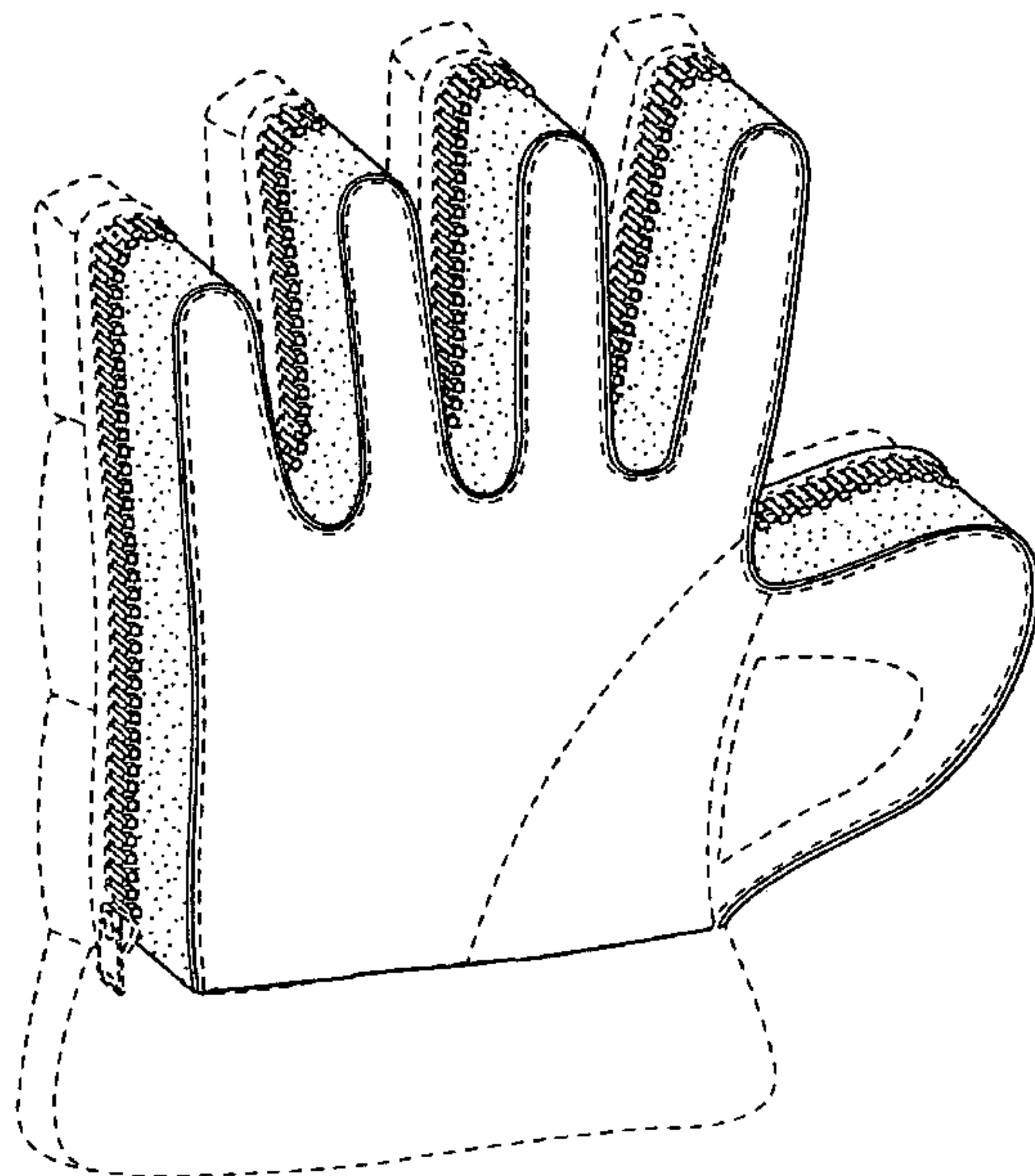
The ornamental design for a zipper-attached sports glove, as shown and described.

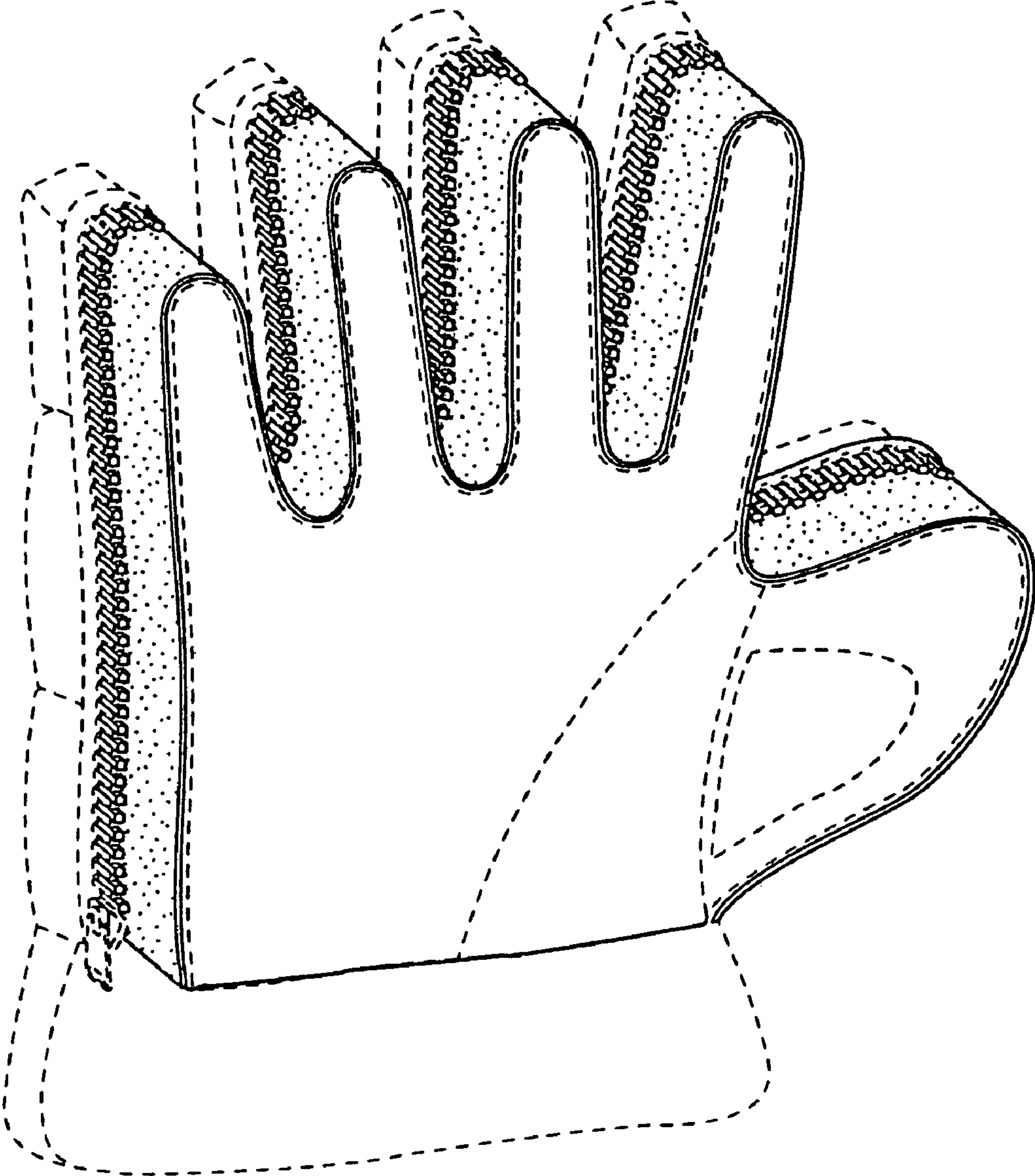
**DESCRIPTION**

FIG. 1 is a front perspective view of a zipper-attached sports glove according to the present invention; FIG. 2 is a rear perspective view thereof; FIG. 3 is a front perspective view thereof; FIG. 4 is a rear elevational view thereof; FIG. 5 is a right side elevational view thereof; FIG. 6 is a left side elevational view thereof; and, FIG. 7 is a rear elevational view.

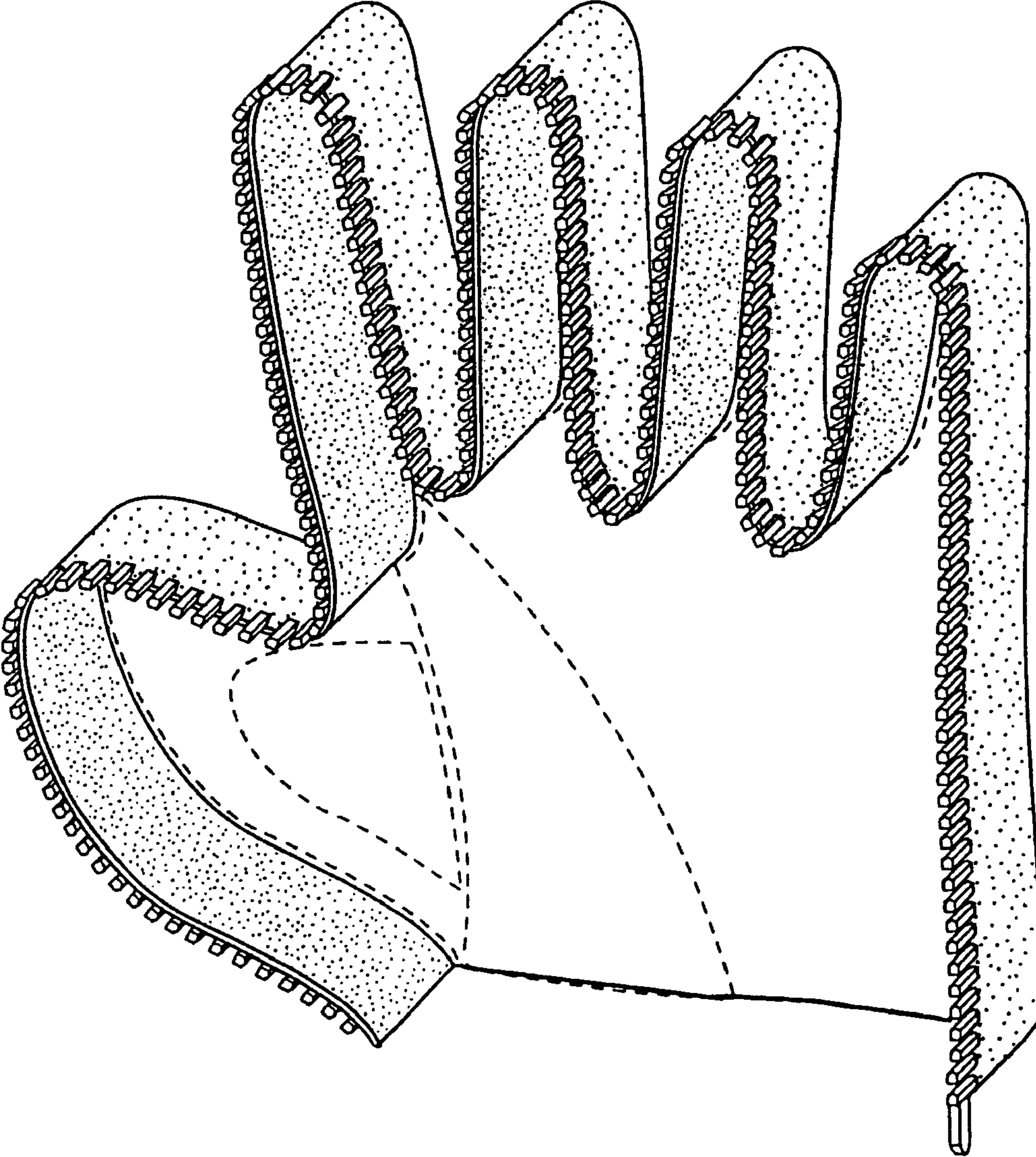
In FIGS. 1-4 and FIG. 7 the broken-line showing illustrates unclaimed features that form no part of the claimed design. The stippling in the drawings represents texture.

**1 Claim, 5 Drawing Sheets**






**Fig. 1**

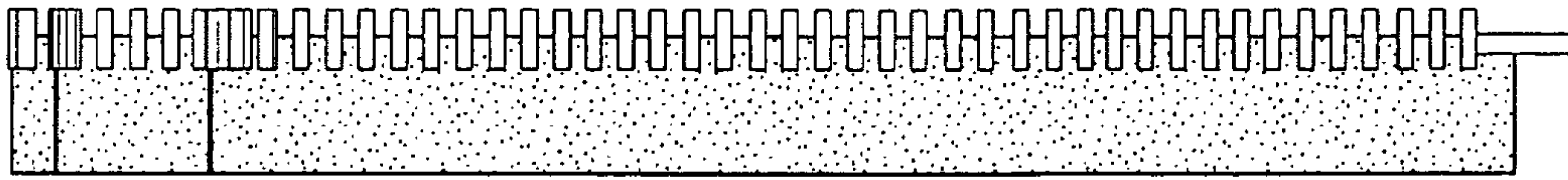


**Fig. 2**

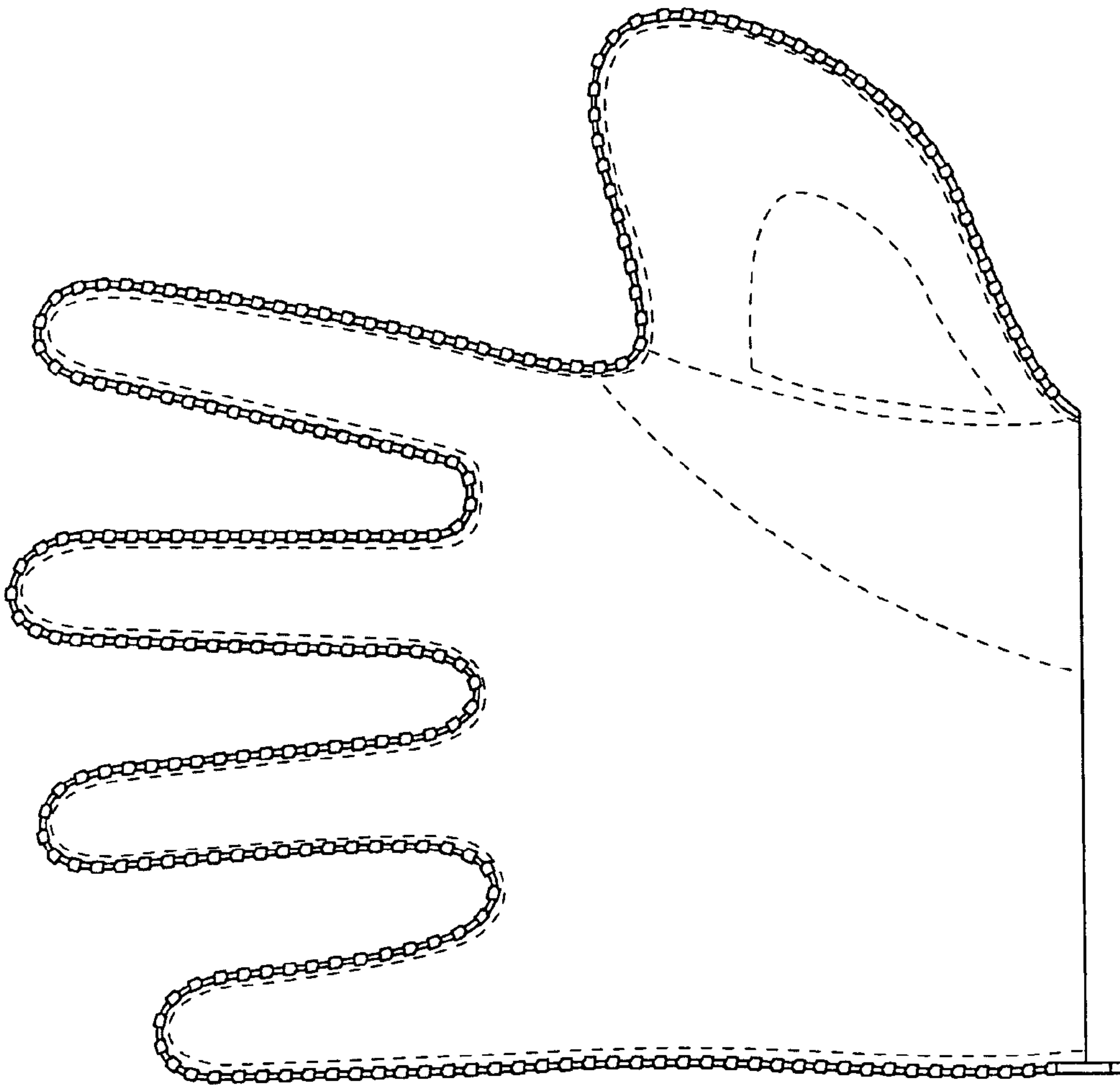




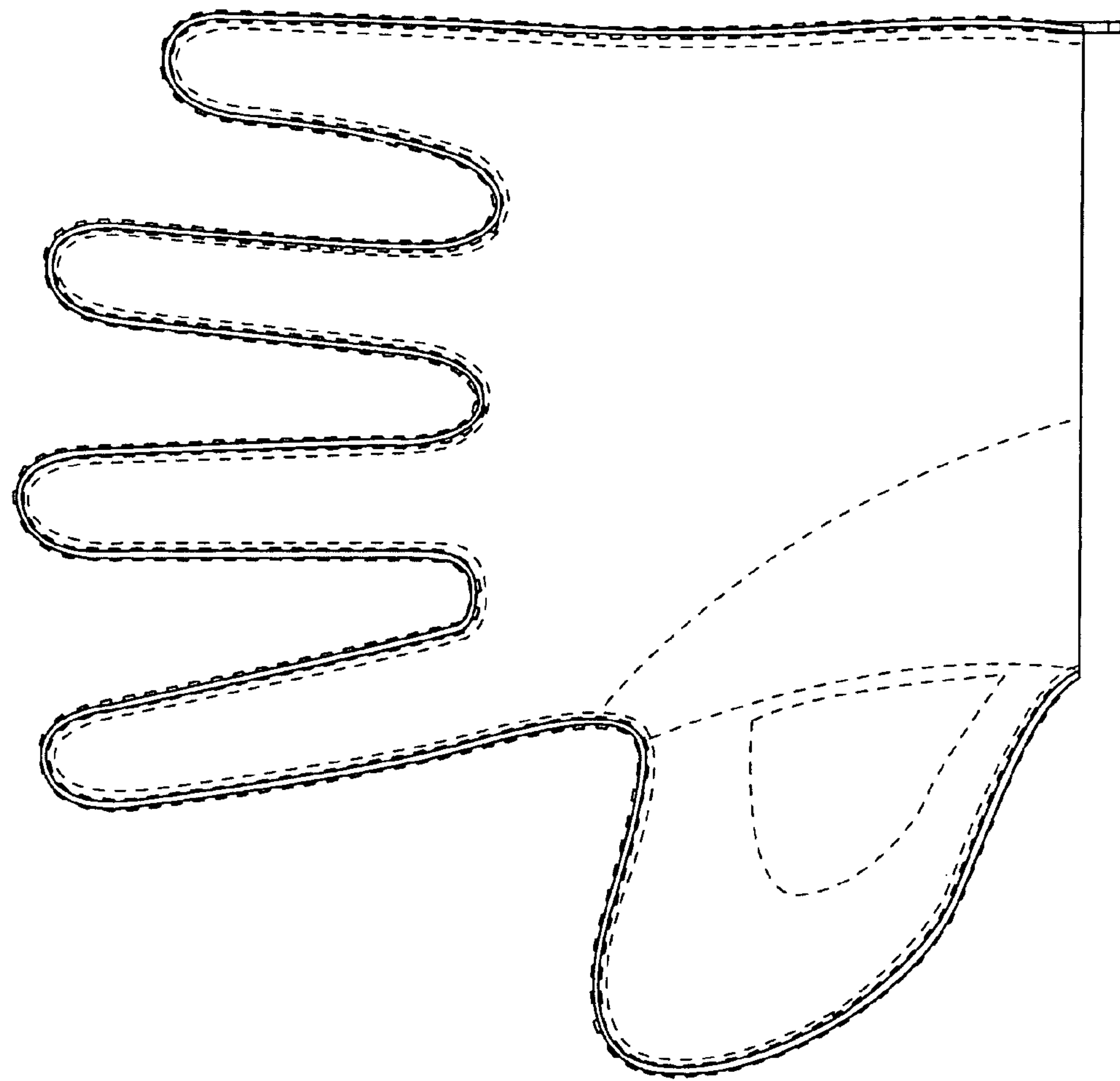
**Fig. 3**



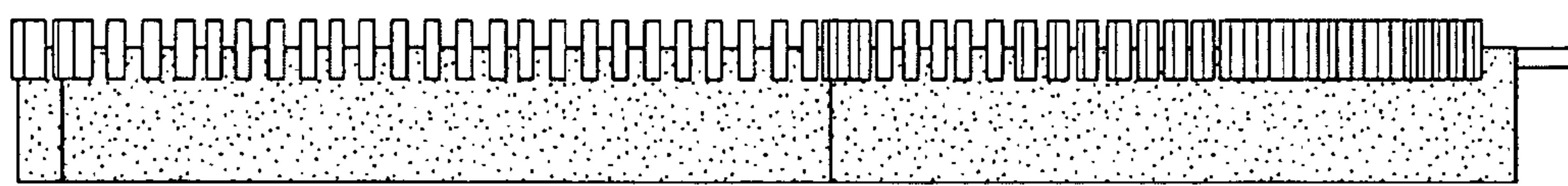
**Fig. 5**



**Fig. 4**



**Fig. 7**



**Fig. 6**