



US00D649667S

(12) **United States Design Patent**
Wens

(10) **Patent No.:** **US D649,667 S**

(45) **Date of Patent:** **** Nov. 29, 2011**

(54) **CANDLES HOLDER**

(75) Inventor: **Roger M. Wens**, Snohomish, WA (US)

(73) Assignee: **TL Stackerz, LLC**, Snohomish, WA (US)

(**) Term: **14 Years**

(21) Appl. No.: **29/386,231**

(22) Filed: **Feb. 25, 2011**

(51) **LOC (9) Cl.** **26-01**

(52) **U.S. Cl.** **D26/13**

(58) **Field of Classification Search** D26/6-23,
D26/102; D11/117, 121, 125, 131; 362/448,
362/161, 159; 431/297, 295, 294, 293, 292;
D3/315, 316

See application file for complete search history.

(56) **References Cited**

U.S. PATENT DOCUMENTS

2,001,312 A	5/1935	O'Connell	
3,449,034 A *	6/1969	Sparks et al.	312/45
D235,575 S *	6/1975	Brindley	D26/49
D303,863 S *	10/1989	Purifoy	D99/34
5,267,893 A *	12/1993	Mangigian	453/54
D353,083 S *	12/1994	Simon	D3/316
D415,295 S	10/1999	Kochis et al.	
6,241,513 B1	6/2001	Jeneral	
D485,045 S *	1/2004	Davis, Jr.	D99/34
D492,443 S *	6/2004	Smith et al.	D26/102
D516,232 S	2/2006	Hawass	
7,021,927 B1	4/2006	Gryzlak	
D524,954 S	7/2006	Hawass	
D526,760 S *	8/2006	Fraser	D99/34
D542,433 S	5/2007	Valentino	
D546,481 S	7/2007	Adams et al.	
7,244,041 B2	7/2007	Woog	
D567,993 S *	4/2008	Shiu	D26/102
D577,447 S	9/2008	Kubicek et al.	
D631,993 S	2/2011	Coelho et al.	

2002/0185410 A1	12/2002	Travis-Pence
2004/0241603 A1	12/2004	Papai
2008/0070174 A1	3/2008	Moeller
2009/0170046 A1	7/2009	Wooten
2011/0014580 A1	1/2011	Theresa et al.

FOREIGN PATENT DOCUMENTS

CA	2 598 608 A1	3/2009
WO	WO 2008/100707	8/2008
WO	WO 2009/077560	6/2009

OTHER PUBLICATIONS

U.S. Appl. No. 29/386,229, filed Feb. 25, 2011, Wens.
U.S. Appl. No. 29/386,234, filed Feb. 25, 2011, Wens.
U.S. Appl. No. 29/386,237, filed Feb. 25, 2011, Wens.

* cited by examiner

Primary Examiner — T. Chase Nelson

Assistant Examiner — Ania Dworzecka

(74) *Attorney, Agent, or Firm* — Kilpatrick Townsend and Stockton LLP

(57) **CLAIM**

The ornamental design for candles holder, as shown and described.

DESCRIPTION

FIG. 1 is a perspective view of a candles holder showing my new design with candles in broken line for purposes of illustrating the design in condition of use;

FIG. 2 is a perspective view thereof, with the candles removed;

FIG. 3 is a front elevational view thereof;

FIG. 4 is a rear elevational view thereof;

FIG. 5 is a right side elevational view thereof;

FIG. 6 is a left side elevational view thereof; and,

FIG. 7 is a top plan view thereof.

The broken line showing is for illustrative purposes only and forms no part of the claimed design.

1 Claim, 2 Drawing Sheets

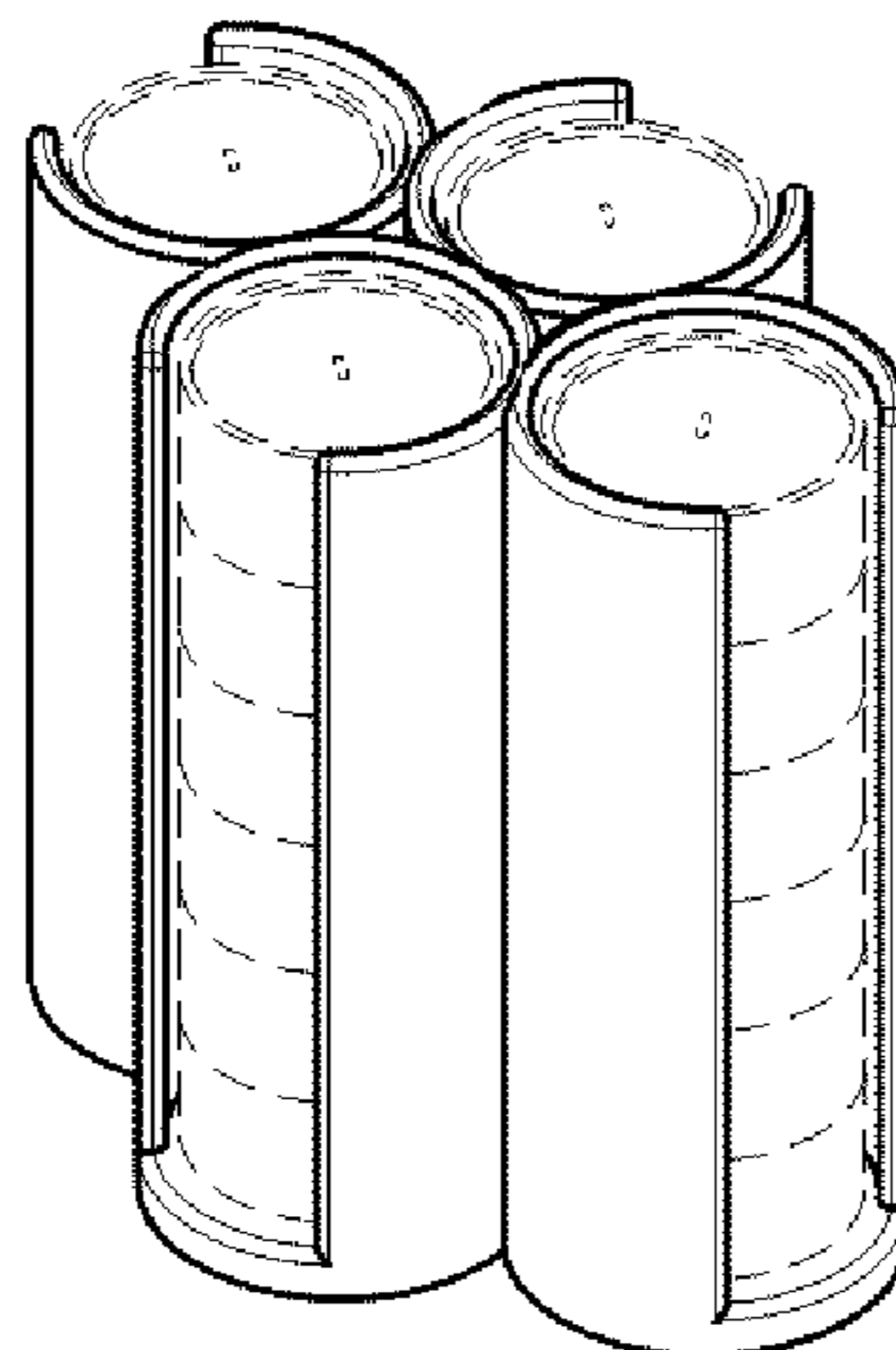


FIG. 1

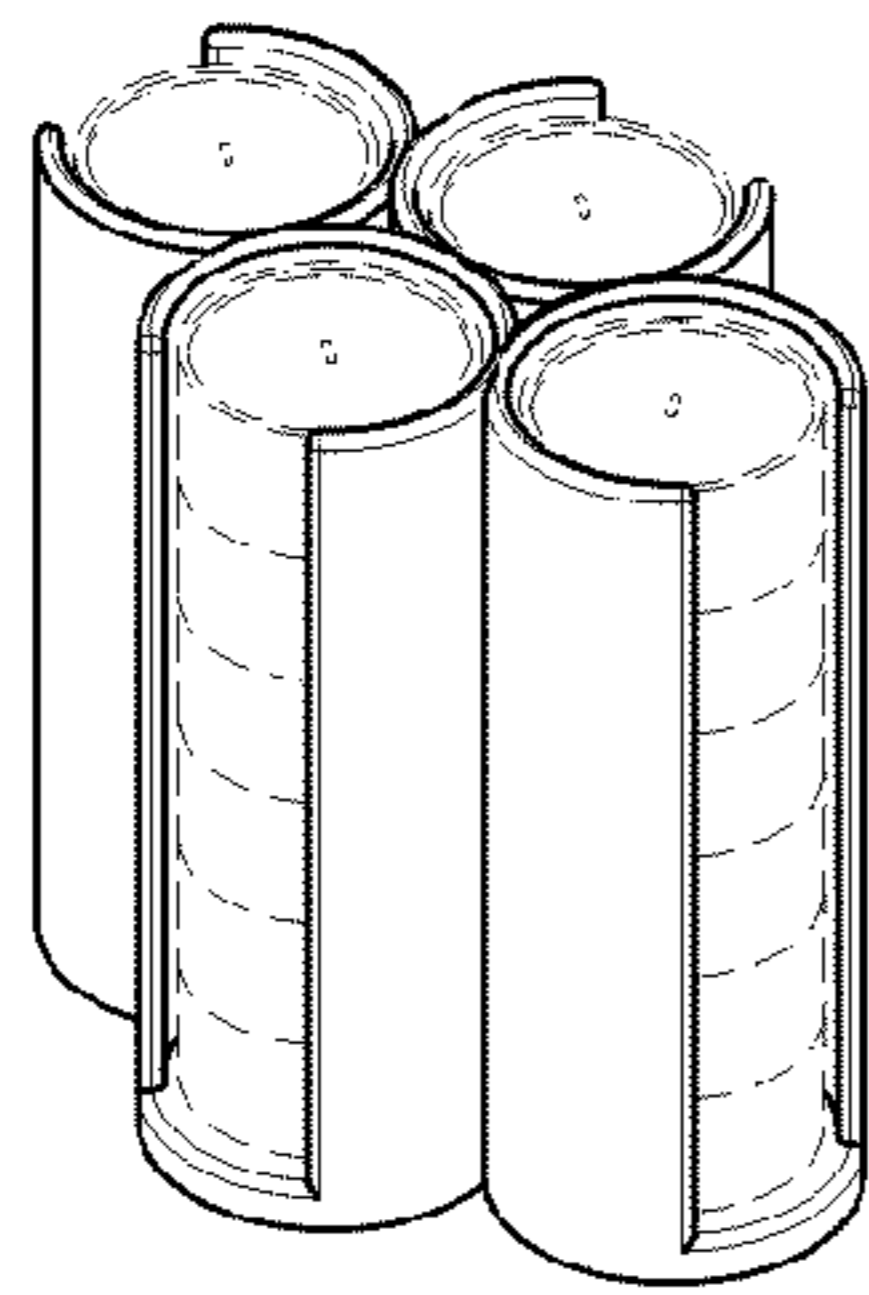


FIG. 2




FIG. 3

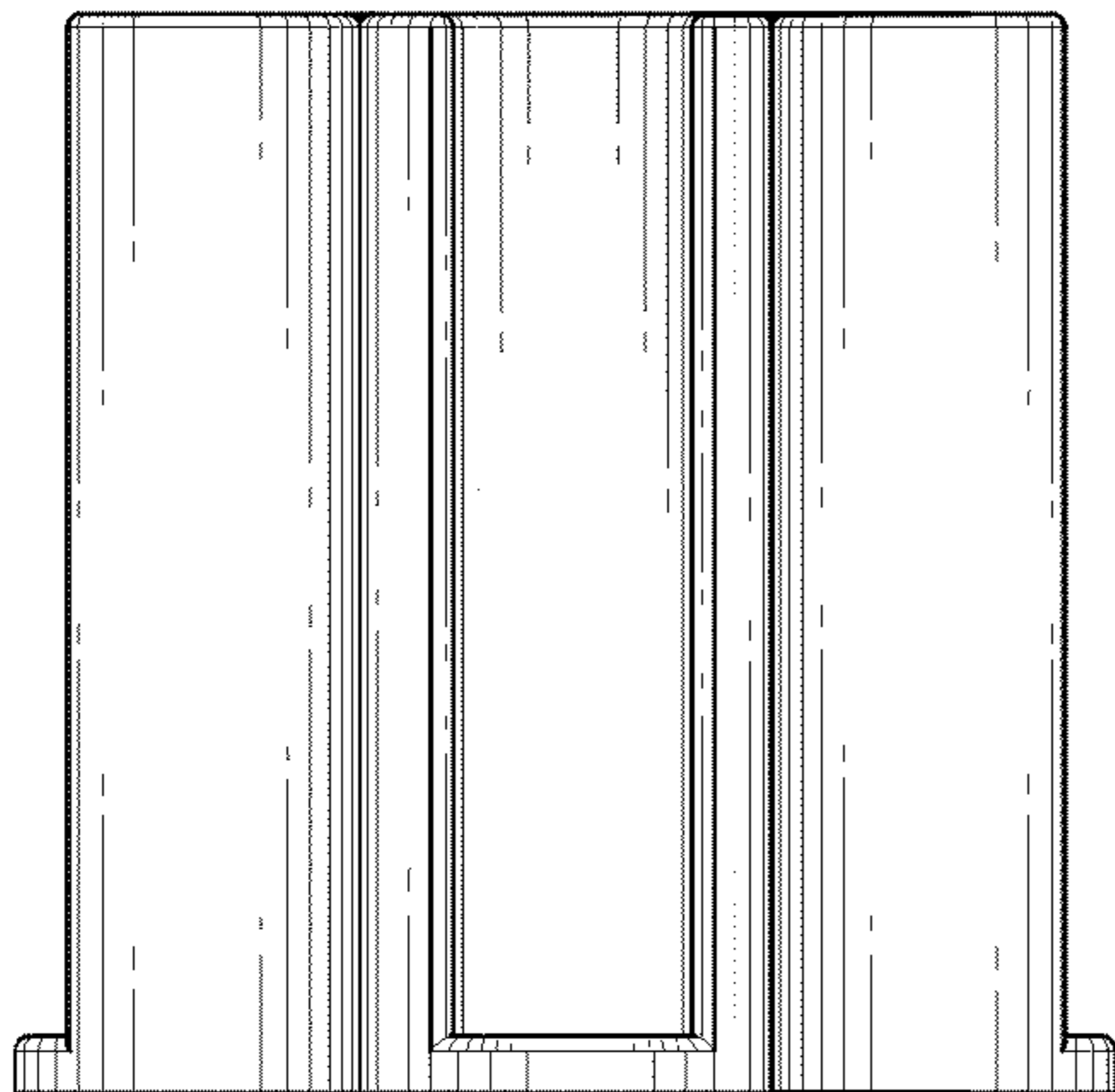


FIG. 4

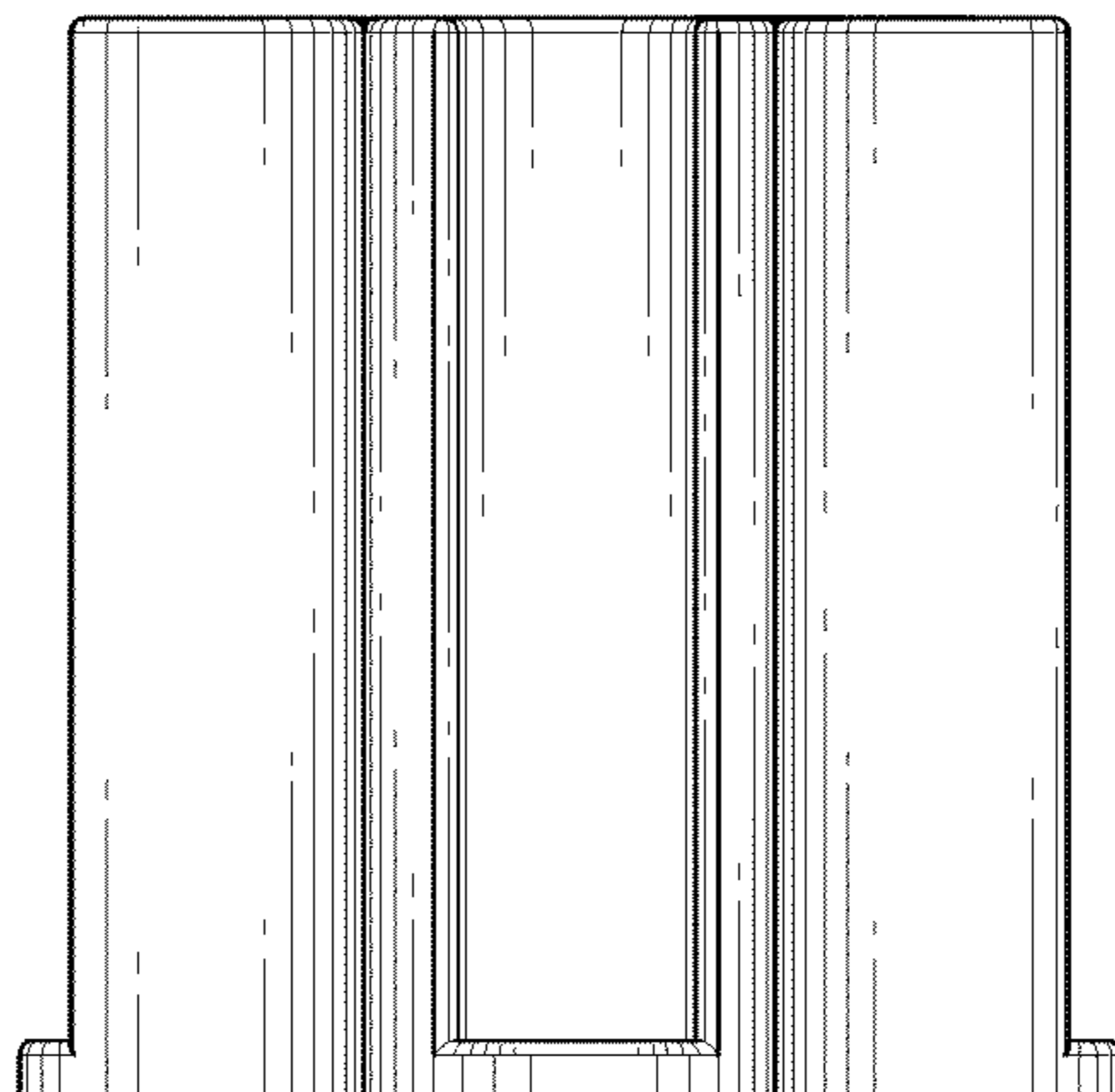


FIG. 5




FIG. 6

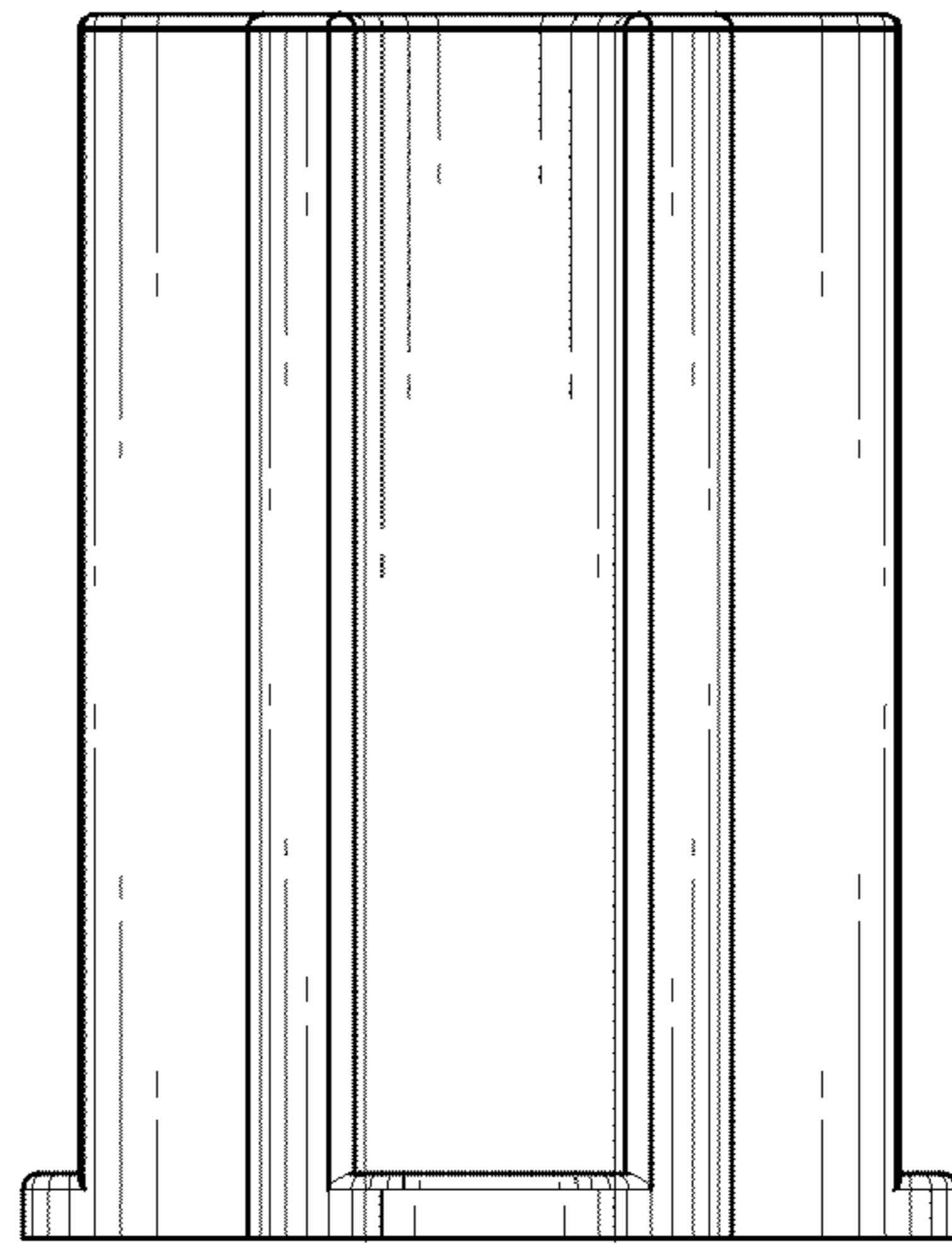


FIG. 7

