



US00D649650S

(12) **United States Design Patent**  
**Wehsely-Swiczinsky**

(10) **Patent No.:** **US D649,650 S**

(45) **Date of Patent:** **\*\* \*Nov. 29, 2011**

(54) **ORTHOSIS**

(75) **Inventor:** **Adam Wehsely-Swiczinsky, Vienna (AT)**

(73) **Assignee:** **Otto Bock Healthcare GmbH, Duderstadt (DE)**

(\*\*) **Term:** **14 Years**

(21) **Appl. No.:** **29/381,971**

(22) **Filed:** **Dec. 27, 2010**

(30) **Foreign Application Priority Data**

Jun. 29, 2010 (EM) ..... 001725771

(51) **LOC (9) Cl.** ..... **24-01**

(52) **U.S. Cl.** ..... **D24/192**

(58) **Field of Classification Search** ..... D24/190,  
D24/192; D29/121.1; 602/3, 5, 6, 16, 21-23,  
602/26, 27, 30, 60-66; 2/16, 22, 24, 239;  
128/861, 879, 882, 893, 894, DIG. 20; 36/4,  
36/8.1-8.3, 30, 88-89, 91, 96, 99, 102, 108;  
D2/980, 989, 902, 913

See application file for complete search history.

(56) **References Cited**

**U.S. PATENT DOCUMENTS**

851,950	A *	4/1907	LaMat	602/65
1,027,897	A *	5/1912	Quenzer	602/65
1,037,441	A *	9/1912	Collis	602/65
1,081,366	A *	12/1913	Collis	602/65
3,028,861	A *	4/1962	Shapiro	602/65
3,298,365	A *	1/1967	Lewis	602/27
3,970,083	A *	7/1976	Carrigan	602/65
4,187,844	A *	2/1980	Caprio, Jr.	602/65
4,237,874	A *	12/1980	Nelson	602/27
4,280,488	A *	7/1981	Polsky et al.	602/27
4,527,556	A *	7/1985	Nelson	602/27
4,651,726	A *	3/1987	Holland	602/65
4,724,847	A *	2/1988	Nelson	602/27
4,825,856	A *	5/1989	Nelson	602/27

4,878,504	A *	11/1989	Nelson	602/27
4,960,135	A *	10/1990	Nelson	602/27
5,000,195	A *	3/1991	Neal	602/27
5,007,417	A *	4/1991	Bender	602/27
5,657,767	A *	8/1997	Nelson et al.	128/882
5,681,271	A *	10/1997	Nelson	602/27
D388,173	S *	12/1997	Eriksson	D24/192
5,741,222	A *	4/1998	Fiore	602/27
D394,112	S *	5/1998	Duback et al.	D24/192
5,795,316	A *	8/1998	Gaylord	602/27
5,853,381	A *	12/1998	Stevenson et al.	602/65
5,868,693	A *	2/1999	Duback et al.	602/27
6,155,997	A *	12/2000	Castro	602/27

(Continued)

**FOREIGN PATENT DOCUMENTS**

EM 001663246-0003 1/2010

*Primary Examiner* — Susan E Krakower

(74) *Attorney, Agent, or Firm* — Holland & Hart, LLP

(57) **CLAIM**

The ornamental design for an orthosis, as shown and described.

**DESCRIPTION**

FIG. 1 is a perspective view of an orthosis according to the present invention;  
FIG. 2 is a left side view thereof;  
FIG. 3 is a right side view thereof;  
FIG. 4 is a rear view thereof;  
FIG. 5 is a front view thereof;  
FIG. 6 is a bottom view thereof; and,  
FIG. 7 is a top view thereof.

The broken lines showing a foot, a leg and shoe laces illustrate environmental structure which form no part of the claimed design.

It is understood that the broken lines around the edge binding, side panels and on the rear strip within the surface of the claimed design indicates stitch lines which forms part of the claimed design.

**1 Claim, 7 Drawing Sheets**



# US D649,650 S

Page 2

---

## U.S. PATENT DOCUMENTS

6,394,971	B1 *	5/2002	Slautterback et al. ....	602/27	7,014,621	B2 *	3/2006	Nelson .....	602/27
6,398,750	B1 *	6/2002	Quinn et al. ....	602/65	D552,744	S *	10/2007	Verkade et al. ....	D24/192
6,540,705	B2 *	4/2003	Norstrem et al. ....	602/5	7,497,839	B2 *	3/2009	Quinn et al. ....	602/23
6,652,474	B1 *	11/2003	Quinn et al. ....	602/21	7,651,472	B2 *	1/2010	Gaylord et al. ....	602/27
6,663,583	B1 *	12/2003	Janis .....	602/65	D639,965	S *	6/2011	Wehsely-Swiczinsky ...	D24/192

\* cited by examiner



**FIG. 1**



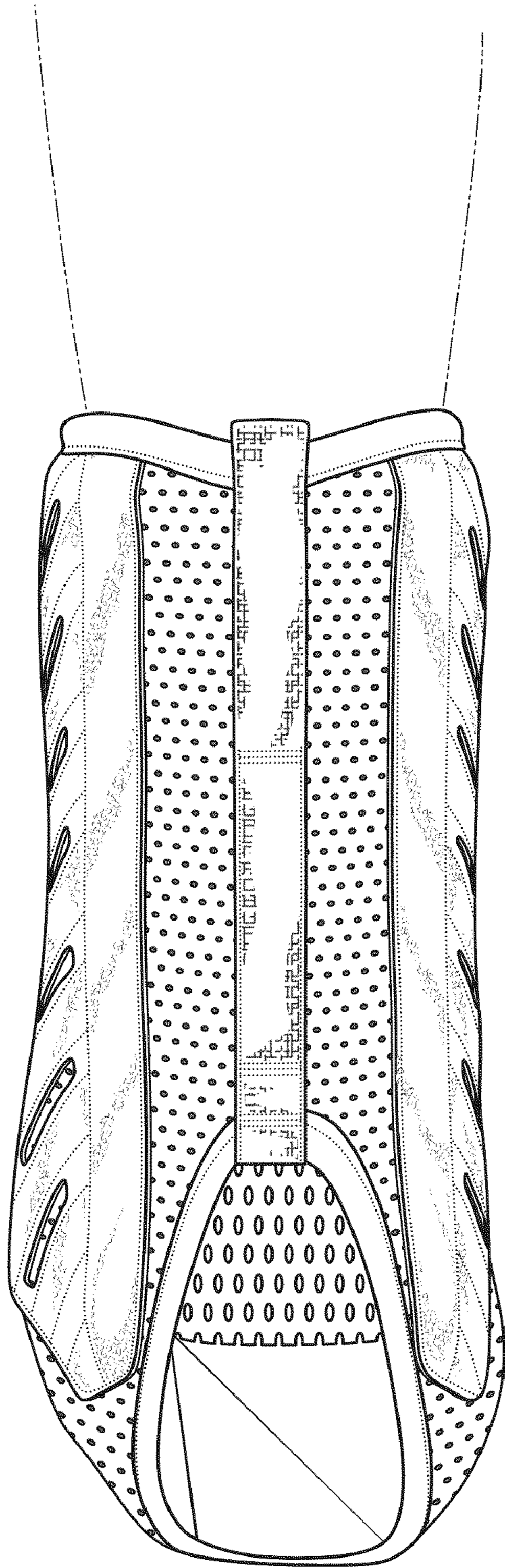


FIG. 2

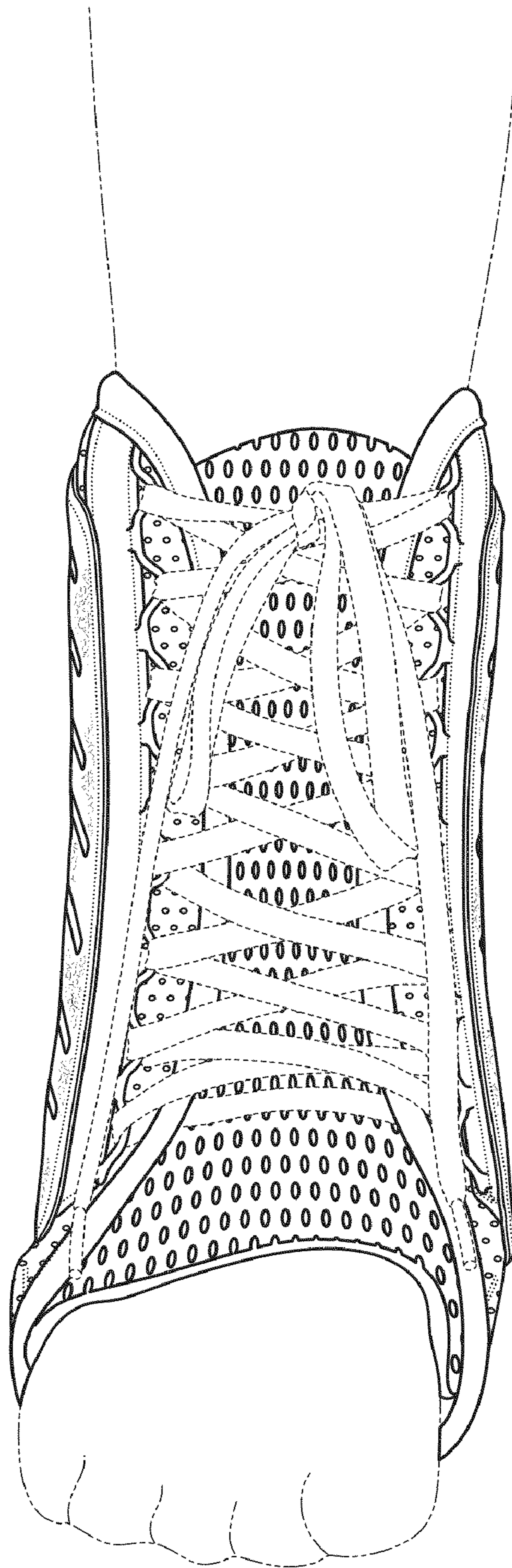


FIG. 3

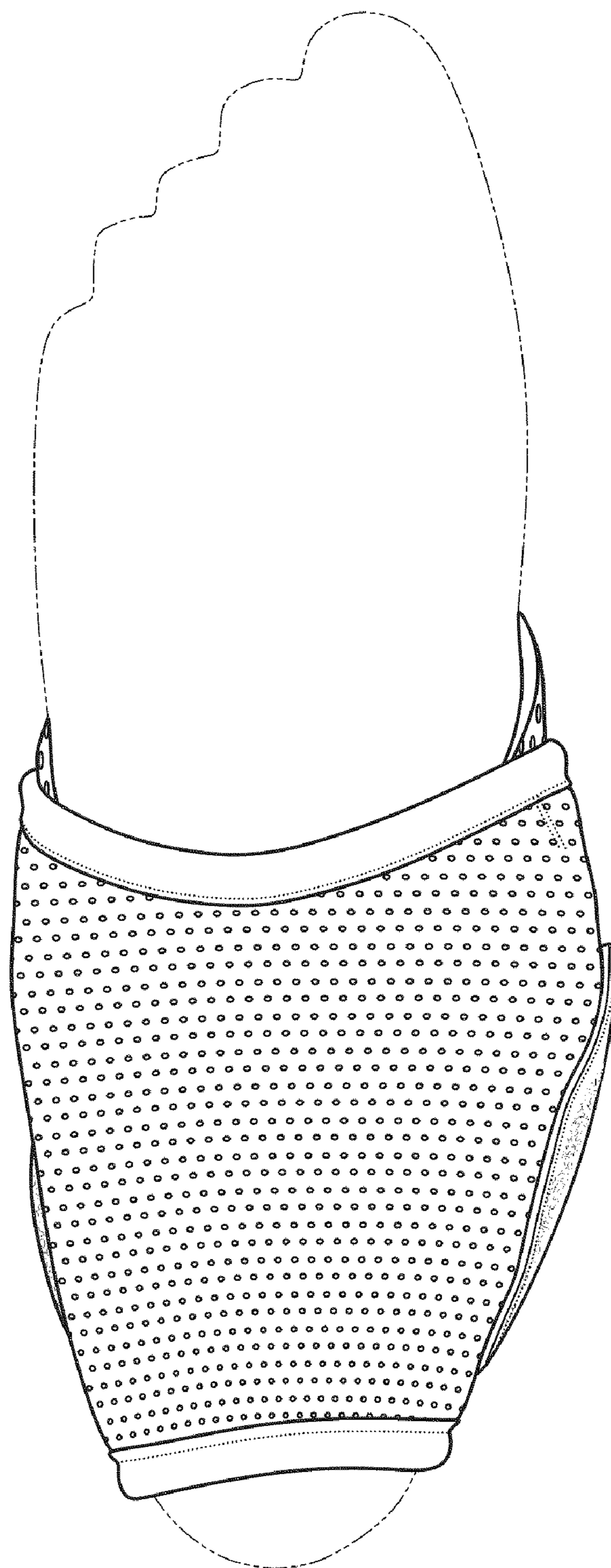




**FIG. 4**




**FIG. 5**



**FIG. 6**





**FIG. 7**