



US00D649628S

(12) **United States Design Patent**
Bryce et al.

(10) **Patent No.:** **US D649,628 S**

(45) **Date of Patent:** **** Nov. 29, 2011**

(54) **HEATING APPARATUS**

(76) Inventors: **Donald William Bryce**, Natick, MA (US); **Wing Sun (Felix) Wong**, Ashland, MA (US); **Robert Scott Ashworth**, Littleton, MA (US)

(**) Term: **14 Years**

(21) Appl. No.: **29/397,699**

(22) Filed: **Jul. 20, 2011**

(51) **LOC (9) Cl.** **23-03**

(52) **U.S. Cl.** **D23/332**

(58) **Field of Classification Search** D23/314, D23/317, 332, 330, 335, 334, 336, 337, 338, D23/339, 340, 342, 352, 355, 362, 364; 416/244 R, 416/347 R, 53.1–53.3; 392/365, 367
See application file for complete search history.

(56) **References Cited**

U.S. PATENT DOCUMENTS

6,321,034	B2 *	11/2001	Jones-Lawlor et al.	392/367
RE37,642	E *	4/2002	Goldstein	392/367
D459,453	S *	6/2002	Pannozzo et al.	D23/332
6,466,737	B1 *	10/2002	Birdsell et al.	392/367
7,059,826	B2 *	6/2006	Lasko	415/127
D604,817	S *	11/2009	Lee	D23/332
D633,609	S *	3/2011	Shapiro	D23/314
D634,411	S *	3/2011	Shapiro	D23/314

* cited by examiner

Primary Examiner — T. Chase Nelson

Assistant Examiner — Ania Aman

(74) *Attorney, Agent, or Firm* — Frank Marino

(57) **CLAIM**

The ornamental design for a heating apparatus, as shown and described.

DESCRIPTION

FIG. 1 is a perspective view of a heating apparatus according to our new design;

FIG. 2 is a left side elevation view of the heating apparatus of FIG. 1, the right side elevation view being a mirror image thereof;

FIG. 3 is a front elevation view of the heating apparatus of FIG. 1,


FIG. 4 is a top view of the heating apparatus of FIG. 1,

FIG. 5 is a bottom view of the heating apparatus of FIG. 1; and,

FIG. 6 is a rear side elevation view of the heating apparatus of FIG. 1.

In the drawings, the broken lines depict unclaimed subject matter only and form no part of the claimed design.

1 Claim, 2 Drawing Sheets






Fig. 1

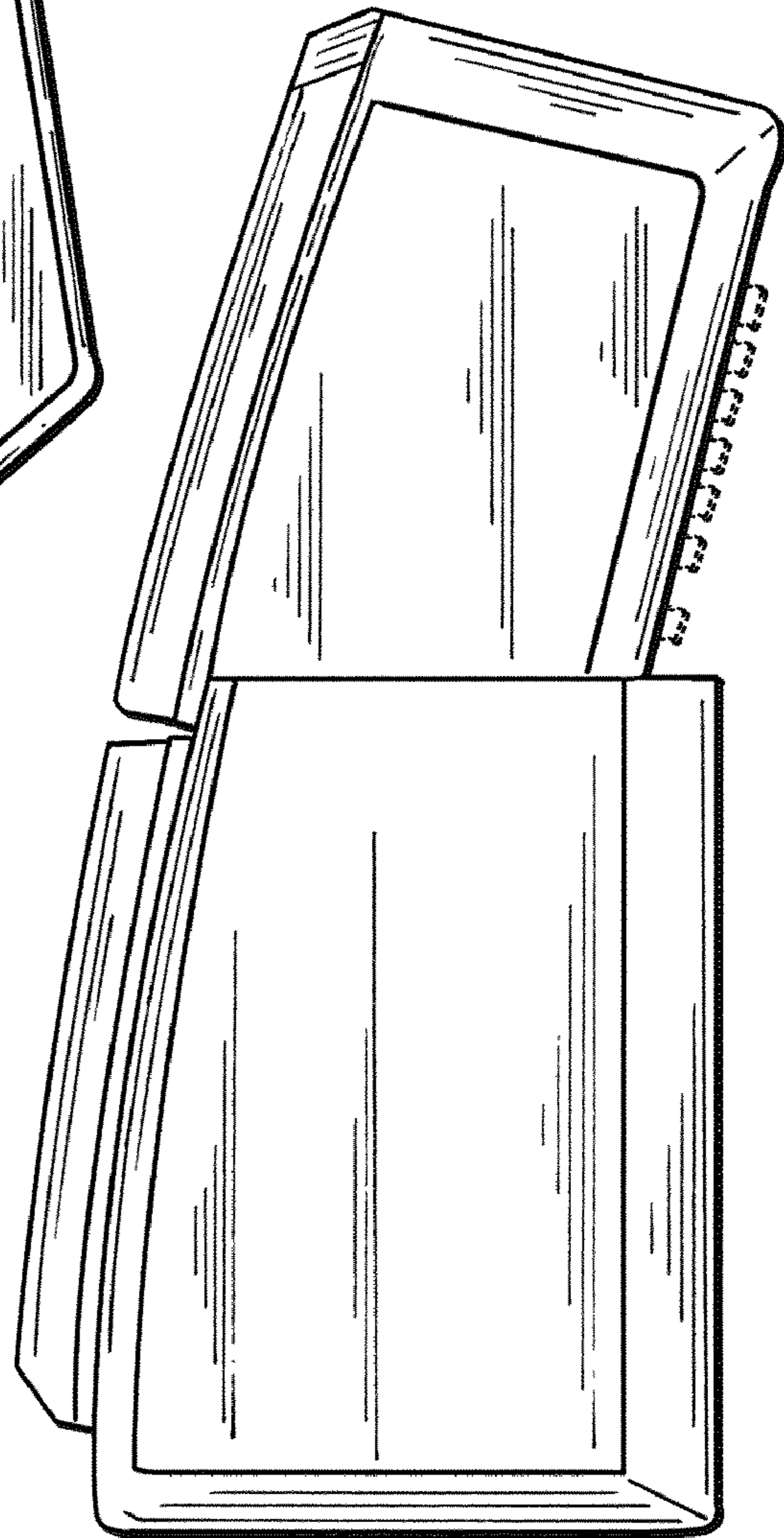


Fig. 2

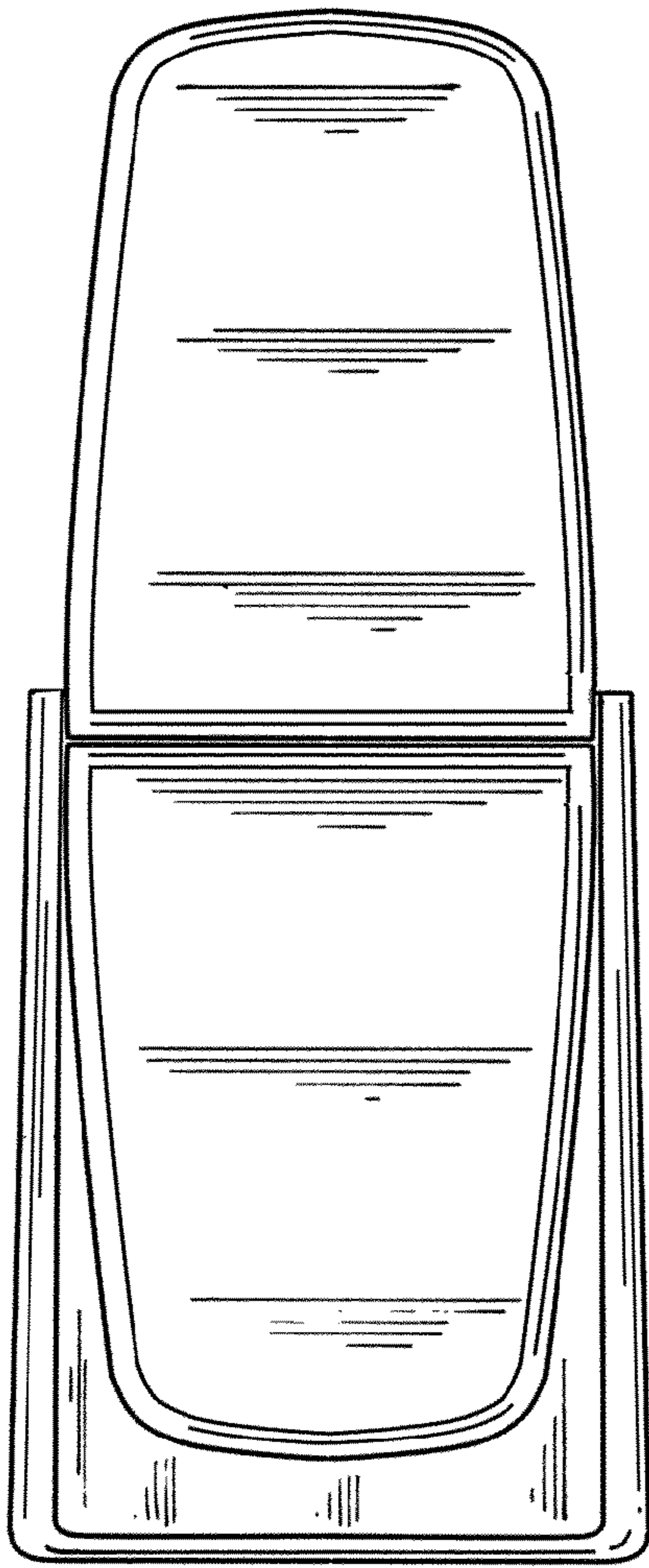


Fig. 3

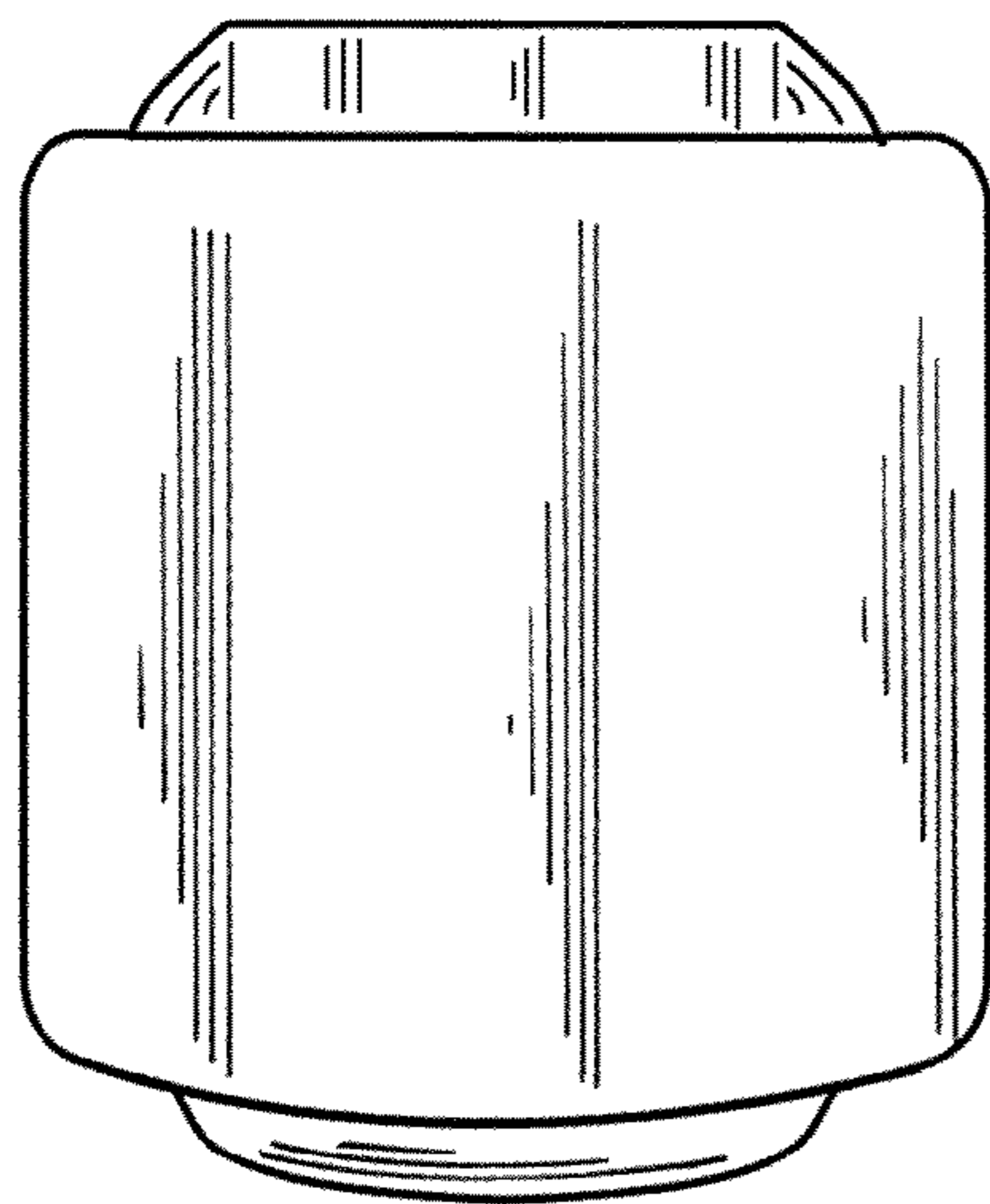


Fig. 5

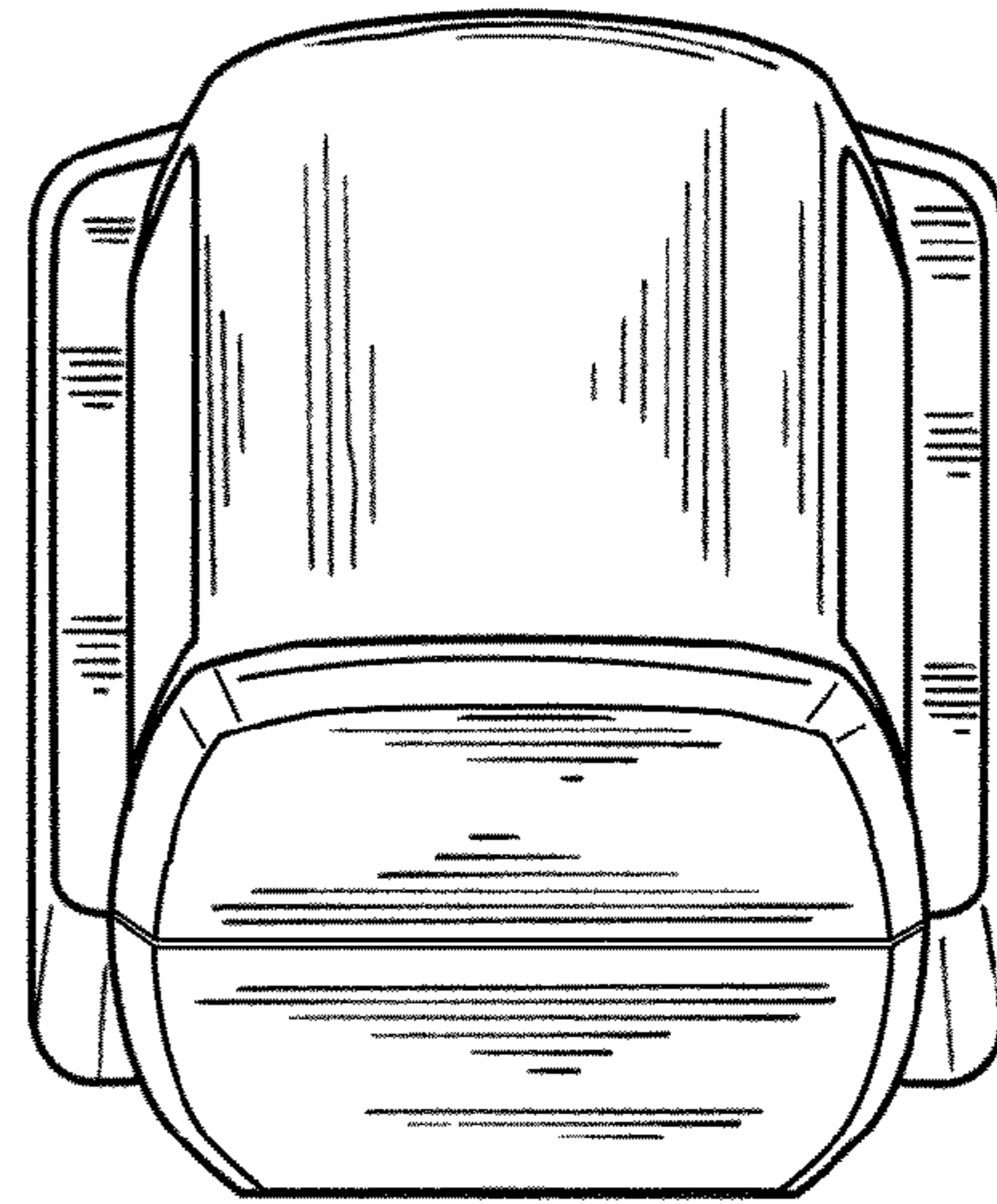


Fig. 4

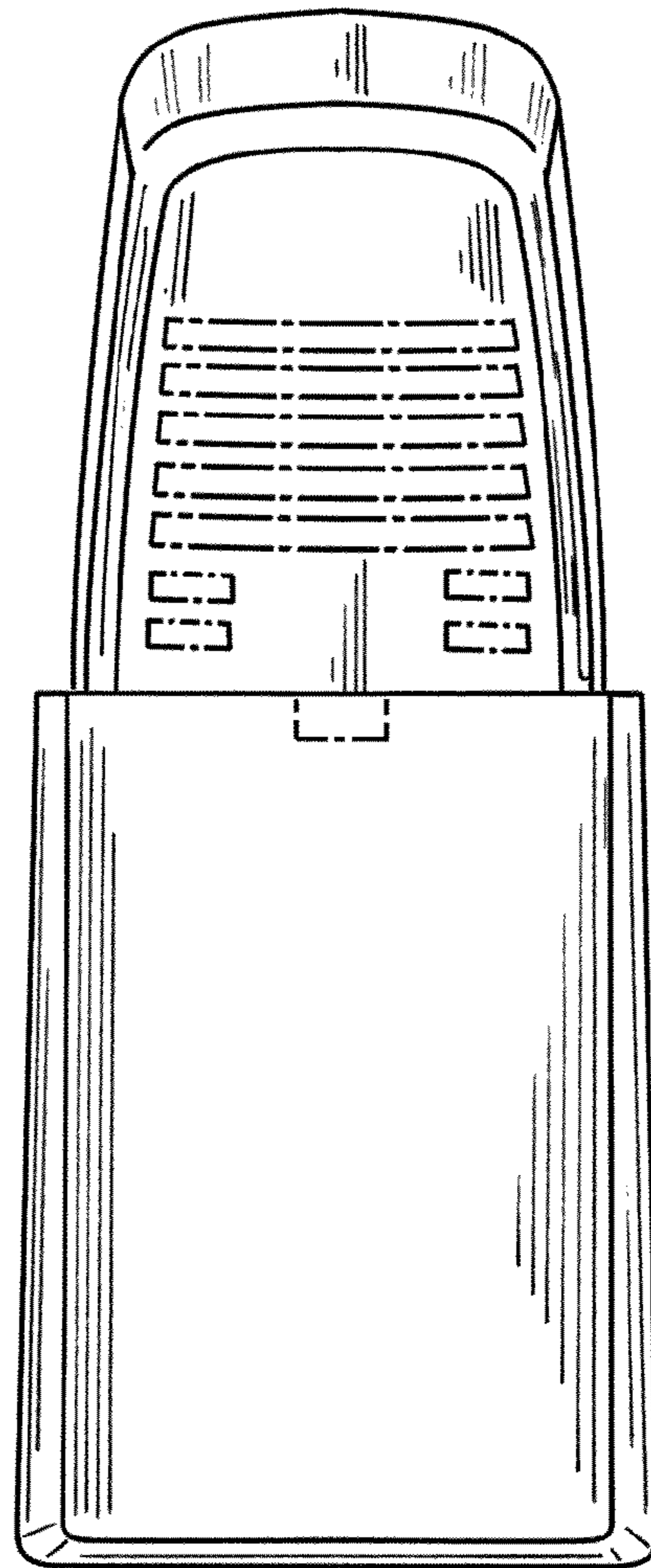


Fig. 6