



US00D649620S

(12) **United States Design Patent**
Donovan

(10) **Patent No.:** **US D649,620 S**

(45) **Date of Patent:** **** Nov. 29, 2011**

(54) **FISHING LURE**

(76) Inventor: **Larry Donovan**, Rapid City, SD (US)

(**) Term: **14 Years**

(21) Appl. No.: **29/389,565**

(22) Filed: **Apr. 13, 2011**

(51) **LOC (9) Cl.** **22-05**

(52) **U.S. Cl.** **D22/129**

(58) **Field of Classification Search** D22/126-133;
43/42.11, 42.14, 42.13, 42.17, 42.19, 42.28,
43/42.37, 42.16, 42.39, 42.43, 43.4, 43.6

See application file for complete search history.

(56) **References Cited**

U.S. PATENT DOCUMENTS

2,323,096	A *	6/1943	McDowell	43/42.17
2,621,437	A *	12/1952	Pedranti	43/42.19
D271,232	S *	11/1983	Cole	D22/129
D418,574	S *	1/2000	Rowh	D22/129

D472,294	S *	3/2003	Snyder	D22/129
D541,899	S *	5/2007	Coia et al	D22/129
D594,086	S *	6/2009	Jones	D22/129

* cited by examiner

Primary Examiner — Catheri Oliver

(74) *Attorney, Agent, or Firm* — Gordon & Rees LLP

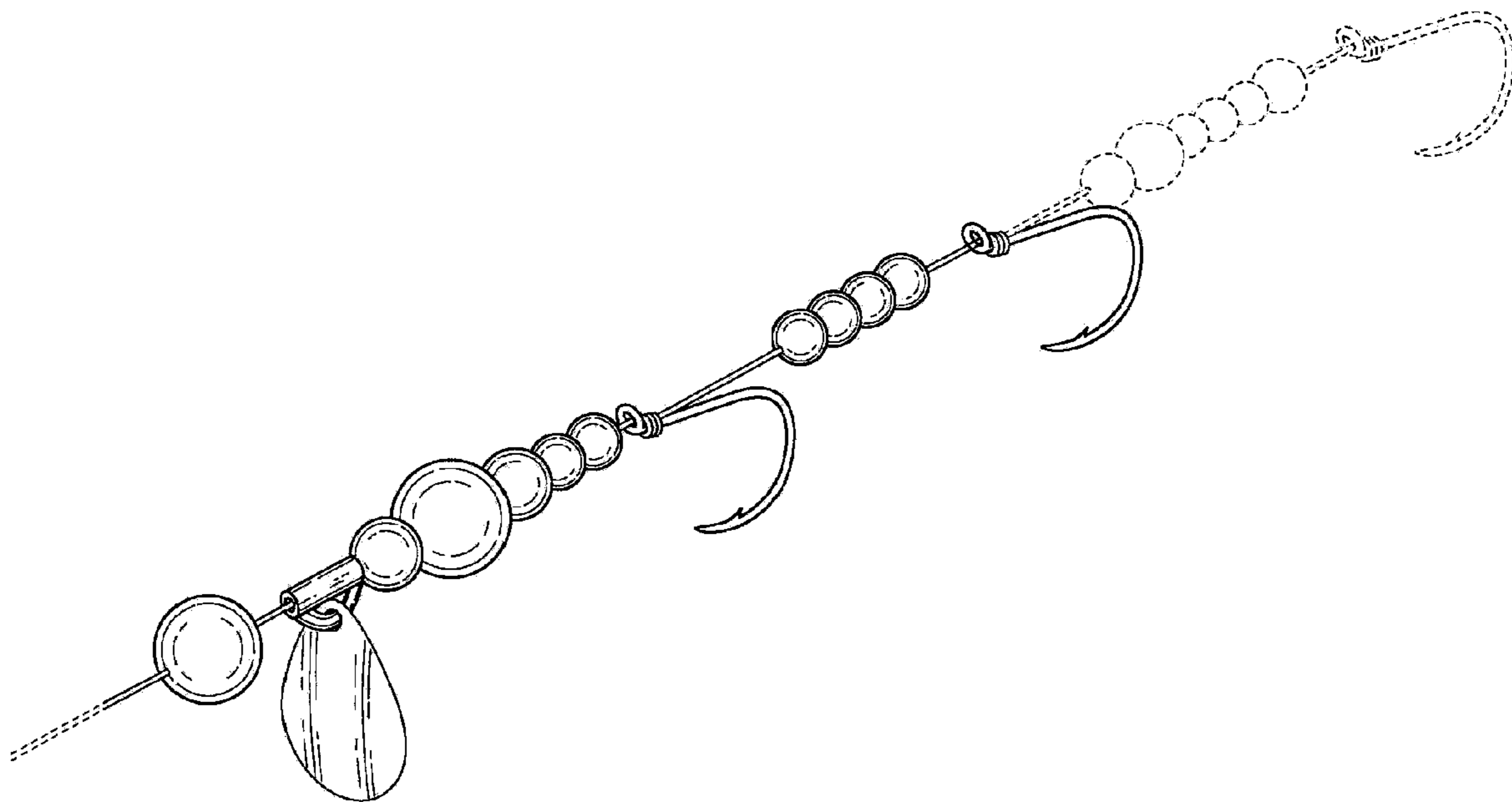
(57) **CLAIM**

The ornamental design for a fishing lure, as shown and described.

DESCRIPTION

FIG. 1 is a perspective view of the fishing lure.
FIG. 2 is a side elevation view of the fishing lure.
FIG. 3 is front end view of the fishing lure.
FIG. 4 is a rear end view of the fishing lure.
FIG. 5 is a top plan view of the fishing lure; and,
FIG. 6 is a bottom plan view of the fishing lure.
The broken line showing is for illustrative purposes and forms no part of the claimed design.

1 Claim, 3 Drawing Sheets



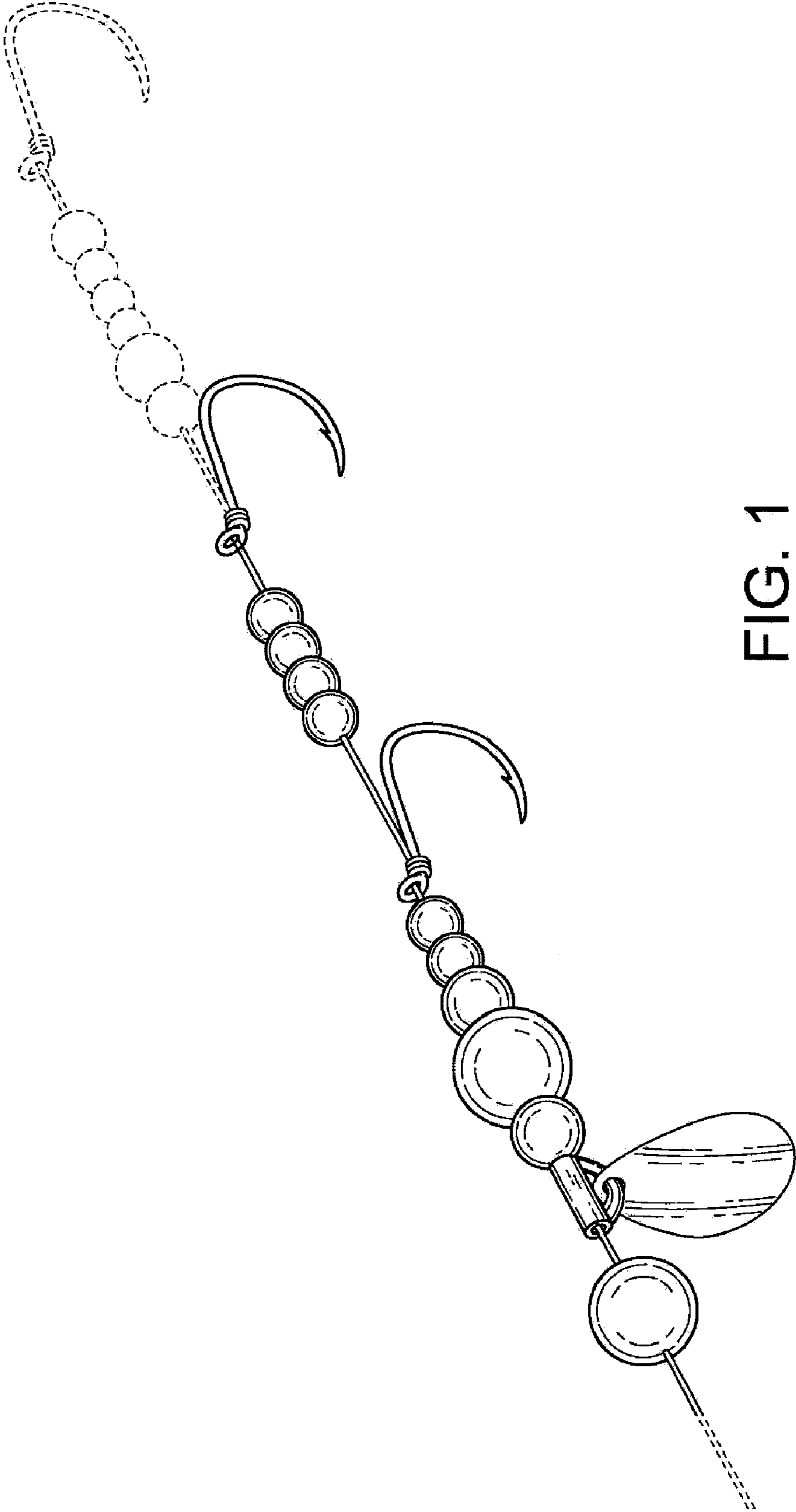


FIG. 1

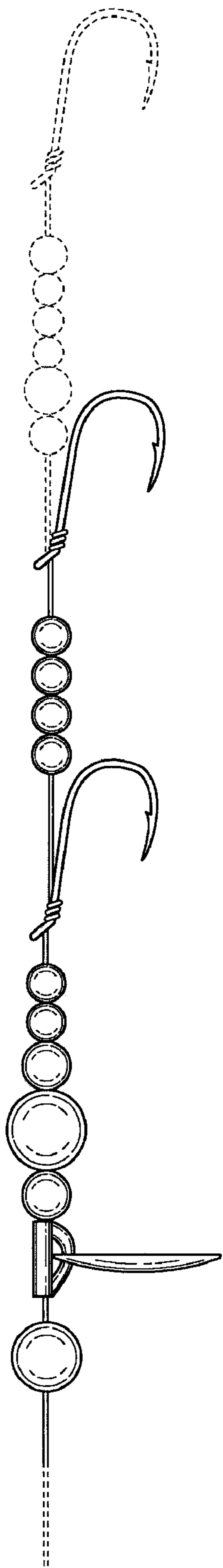


FIG. 2

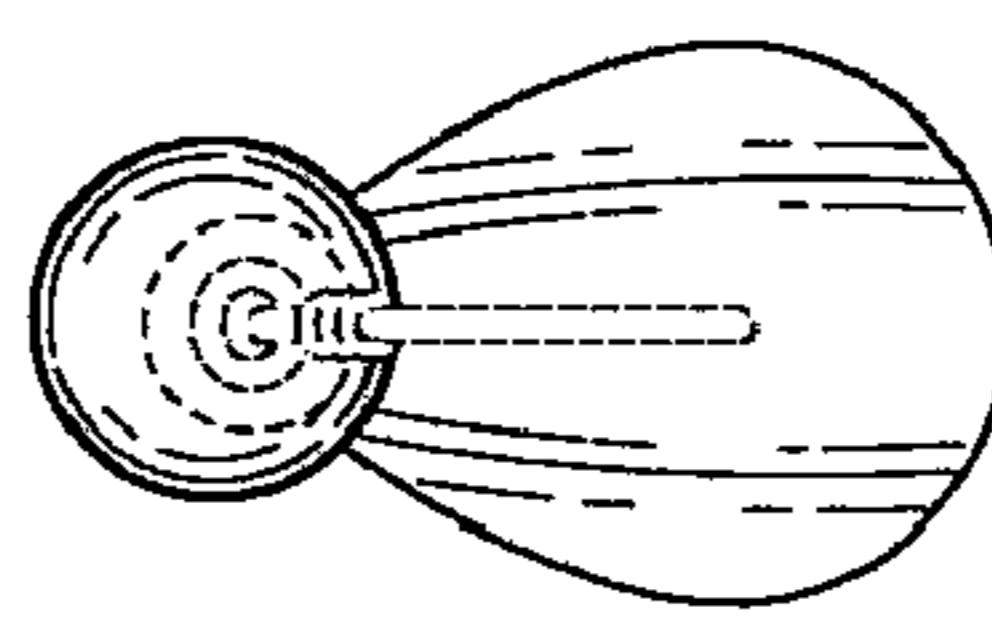


FIG. 4

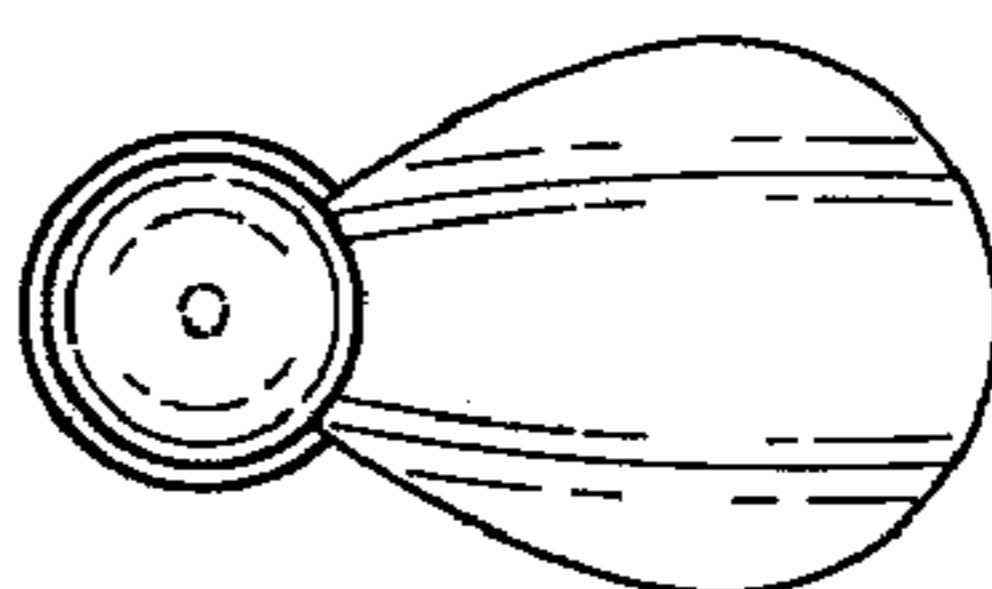


FIG. 3

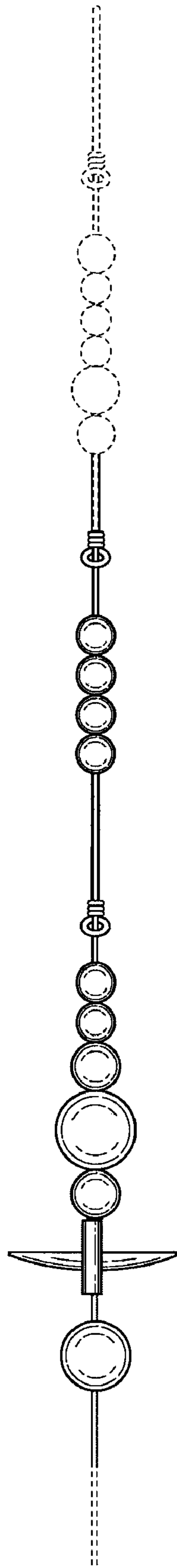


FIG. 5

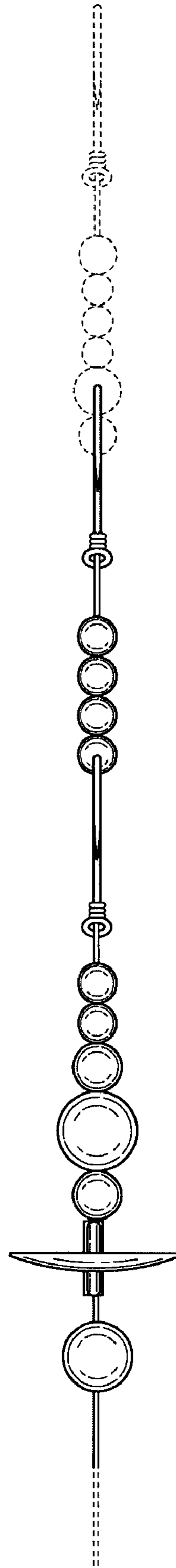


FIG. 6